





Strengthening Protections Against Trafficking in Persons in Federal and Corporate Supply Chains

Research on Risk in 43 Commodities Worldwide



This report was made possible through support provided by the United States Department of State, under the terms of Award No. S-SJTIP-13-CA-1029. The opinions expressed herein are those of the author(s) and do not necessarily reflect the views of the United States Department of State.

Commodities Introduction

This report presents narratives on 43 of the world's most important primary commodities. To produce these reports for each primary commodity, a multitude of data was assembled on global production and trade patterns (principal countries of production and consumption, and export-import data for key producers, importers, and the United States), reports of forced labor and/or child laborⁱ associated with the commodity, and the names of any countries in which trafficking-related problems have been reported in association with the commodity. Using the general information assembled as a starting point, each key commodity was then researched in depth, with the findings compiled into comprehensive commodity analyses. Thus, each individual commodity report provides background on the production patterns and labor practices involved in the specific industry in question. Each report also describes the connection, if any, between the commodity and forced labor and/or child labor. When available, case studies are provided of documented instances of human trafficking in the industry. The following reports also describe the structure of the supply chain for each commodity and any links to other supply chains for which the commodity is a key input, and review any government or industry initiatives that exist to reduce human trafficking in conjunction with the commodity in question. In the case of some commodities, no cases of human trafficking have been documented. In these commodity reports, efforts were made only to describe supply chain dynamics and general labor practices, to the degree that information was available. Therefore, these reports do not constitute a definitive list of commodities tainted by human trafficking.

Given data limitations, it was necessary to examine other indicators, and one key indicator of risk that was used was the incidence of child labor. Child labor can vary considerably from sector to sector, country to country, and household to household, and it is not human trafficking *per se*. For these purposes, however, child labor may provide an indicator of risk for forced labor, given that the drivers for both may be similar, such as demand for cheap, exploitable, unskilled labor, poverty, unequal access to education, and exclusionary social attitudes based on caste, gender, immigration status, or ethnicity. That said, description of child labor risk in the commodity reports should not be used exclusively to evaluate the risk of trafficking in a supply chain, but should instead be understood as providing additional context.

Contents

Bamboo	4
Bananas	7
Beans (green, soy, yellow) and Pulses (legumes)	11
Brass	15
Bricks	17
Cattle	22
Charcoal	28
Citrus	32
Coal	35
Cocoa	39
Coffee	47
Coltan, Tungsten & Tin	53
Copper	59
Corn	62
Cotton	65
Diamonds	72
Fish	77
Flowers	86
Gold	91
Granite and Other Stone	101
Gravel and Crushed Stone	105
Jewels	108
Leather	111
Melons	115
Nuts	118
Palm Oil	125
Pineapple	135
Rice	139
Rubber	142
Salt	148
Shrimp	151
Silk	159
Silver	161
Steel	165
Strawberries	170

Sugar	174
Sunflowers	179
Tea	182
Tobacco.....	185
Tomatoes.....	191
Wheat.....	196
Wool.....	200
Zinc	203

Bamboo



Bamboo is reportedly produced with forced labor (FL) and/or child labor (CL) in the following countries:	Top ten countries that export bamboo worldwide (UN Comtrade 2012):	Top ten countries from which the US imports bamboo (UN Comtrade 2012):
Burma (FL, CL)	1. Netherlands	1. China
<i>Bamboo Goods:</i>	2. China	2. Argentina
Vietnam (FL)	3. Pakistan	3. France
	4. Ethiopia	4. Hong Kong
	5. Thailand	5. Netherlands
	6. Indonesia	6. Vietnam
	7. Other Asia (not elsewhere specified)	7. Colombia
	8. Hong Kong	8. Japan
	9. Italy	9. Thailand
	10. Germany	10. Brunei Darussalam

Where is bamboo reportedly produced with trafficking and/or child labor?

According to the U.S. Department of Labor's 2014 *List of Goods produced by Child Labor or Forced Labor*, bamboo is produced with forced and child labor in Burma.¹ Other sources report that bamboo goods are made with forced labor in Vietnam.² Burma is listed as Tier 2 Watch List country in the 2015 U.S. Department of State *Trafficking in Persons Report*, while Vietnam is listed as Tier 2.³

What does trafficking and/or child labor in bamboo production look like?

¹ U.S. Department of Labor. 2014 *List of Goods Produced by Child Labor or Forced Labor*. 2014. http://www.dol.gov/ilab/reports/pdf/TVPRR_Report2014.pdf

² International Labor Rights Forum (ILRF). "End Forced Labor in Vietnam." June 18, 2013. <http://www.laborrights.org/creating-a-sweatfree-world/changing-global-trade-rules/state-sponsored-forced-labor-in-vietnam-drug->

³ U.S. Department of State. *Trafficking in Persons Report: Burma*. 2015. <http://www.state.gov/documents/organization/243558.pdf>

U.S. Department of State. *Trafficking in Persons Report: Vietnam*. 2015. <http://www.state.gov/documents/organization/243562.pdf>

In April 2012, the Burmese army demanded that residents of four villages in Burma produce 5,000 bamboo poles and more than 20,000 thatch shingles. When the villagers deliberately provided less than what was ordered they were confronted by armed soldiers. The villagers requested payment and were denied.⁴

In Vietnam, detainees are reportedly forced to work under harsh conditions for little or no pay to produce goods and manufacture products made from wood, bamboo, and rattan. These detainees consist of men, women, and children who are being held without a trial for suspicion of illegal drug use.⁵

Case Study:

Labor trafficking in Rural Villages in Burma

A 40 year-old male labor worker in the Buthidaung Township, when interviewed by researchers from The Arakan Project, reported:

“For the last couple of years the Pirkhali Army camp has ordered villages in our area to supply them with 300,000 bamboo poles each. Last year, the Army paid 5,000 Kyat for 100 pieces, when the market price was between 18,000 and 25,000 Kyat depending on size and quality. My family had to supply 600 poles. Finding bamboo in the hills was not easy because few were left after the flowering and rat infestation. During the dry season there was no water in the stream so I had to carry them on my shoulders. It took 14 days to collect 600 bamboo poles, cut them and carry them and I finally received 30,000 Kyat [about \$40]. The Army claims that they need logs and bamboo poles for their own use but they use only a few and sell huge quantities to traders. This is one of their businesses. This year they again ordered another 300,000 bamboo poles. We do not know where we will find them as not many are left in the hills.”⁶

Bamboo Production and Supply Chain:

After cutting down the trees for harvest, the branches are removed and culms are cut to desired lengths. Starch and gummy substances can be removed at this initial stage. Then, depending on the end-product, a primary processing step like splitting or bending the culms is done. For certain products, the bamboo parts are subjected to a secondary process of bleaching or dyeing. The products are finished in a variety of ways, including lacquering, smoking, and sanding.⁷ As it renews itself in much less time than a traditional hardwood forest, bamboo can provide a sustainable option to combat increasing energy demands, deforestation and water scarcity.⁸

How do trafficking and/or child labor in bamboo production affect me?

⁴ Karen Human Rights Group (KHRG). *Forced Labour in Bilin Township*. May 31, 2012.

http://www.khrg.org/sites/default/files/khrg12b50_0.pdf

⁵ International Labor Rights Forum (ILRF). “End Forced Labor in Vietnam.” June 18, 2013. <http://www.laborrights.org/creating-a-sweatfree-world/changing-global-trade-rules/state-sponsored-forced-labor-in-vietnam-drug->

⁶ The Arakan Project. *Forced Labour After the Elections: An Overview of Forced Labour Practices in North Arakan, Burma*. July 2011. http://www.burmalibrary.org/docs12/AP-Forced_labour_after_the_elections-2011-08-22.pdf

⁷ Food and Agriculture Organization of the UN (FAO). *Local Tools and Equipment Technologies for Processing Bamboo and Rattan, Asia*. June 18, 2013. <http://teca.fao.org/read/3877>

⁸ International Network for Bamboo and Rattan. “Green Growth in Africa.” May, 24 2013. <http://www.inbar.int/2013/05/green-growth-in-africa/>



Bamboo is used in clothing, bedding, food, and building materials.⁹ The United States and Europe are the biggest importers of bamboo. Much of the bamboo trade is done in an informal setting, making it difficult to get accurate trade data, but it is projected that the U.S. and Europe import nearly 80 percent of the world market.¹⁰

Examples of what governments, corporations, and others are doing:

The ILO reported in 1998 that the use of forced labor in Burma was widespread. The ILO temporarily reduced Burma's membership capabilities after the country did not implement the ILO's recommendations for improving legislation and practice. In June 2012, the ILO Conference publicized that both Burma and the ILO jointly decided upon a strategy to combat forced labor.¹¹

Where can I learn more?

[Read](#) more about reported forced labor in Vietnamese detention centers.

⁹ Bamboo Grove. "General Uses For Bamboo." June 18, 2013. <http://www.bamboogrove.com/general-uses-for-bamboo.html>

¹⁰ Muller, Inga and Camille Rebelo. *Bamboo Worldwide: The Current Market & Future Potential*. 2010. http://www.ecoplanetbamboo.net/files/bamboo_worldwide.pdf

¹¹ International Labor Organization (ILO). "ILO Lifts Restrictions on Myanmar." June 13, 2012. http://www.ilo.org/global/about-the-ilo/newsroom/news/WCMS_183287/lang--en/index.htm

Bananas



Bananas are reportedly produced with forced labor (FL) and/or child labor (CL) in the following countries:	Top ten countries that produce bananas worldwide (FAOSTAT 2012):	Top ten countries that export bananas worldwide (UN Comtrade 2012):	Top ten countries from which the US imports bananas (UN Comtrade 2012):
Belize (CL) Ecuador (CL) Nicaragua (CL) The Philippines (CL)	1. India 2. China 3. The Philippines 4. Ecuador 5. Brazil 6. Indonesia 7. Angola 8. Guatemala 9. Tanzania 10. Mexico	1. Ecuador 2. The Philippines 3. Guatemala 4. Costa Rica 5. Colombia 6. Belgium 7. United States 8. Côte d'Ivoire 9. Germany 10. France	1. Guatemala 2. Ecuador 3. Costa Rica 4. Honduras 5. Colombia 6. Mexico 7. Panama 8. Nicaragua 9. Peru 10. Dominican Republic

Where are bananas reportedly produced with trafficking and/or child labor?

According to the U.S. Department of Labor 2014 *List of Goods Produced by Child Labor or Forced Labor*,¹² bananas are reportedly produced with child labor in Belize, Ecuador, Nicaragua, and the Philippines. According to the 2015 *Trafficking in Persons Report*, Belize is a Tier 3 country, and Ecuador, Nicaragua and the Philippines are Tier 2 countries.¹³

What does trafficking and/or child labor in banana production look like?

¹² U.S. Department of Labor. 2014 *List of Goods Produced by Child Labor or Forced Labor*. 2014. http://www.dol.gov/ilab/reports/pdf/TVPRR_Report2014.pdf

¹³ U.S. Department of State. *Trafficking in Persons Report*. 2015. <http://www.state.gov/documents/organization/245365.pdf>

On banana plantations, child labor often occurs when children accompany their parents to the plantations to assist their parents or to supplement family income. This is especially common in areas where prices for bananas are extremely low.¹⁴ Children of poor, indigenous, or otherwise vulnerable or marginalized families may be at heightened risk.

Banana production is pesticide intensive because of the mono-culture nature of production.¹⁵ One such pesticide that is used in banana production is chlorpyrifos. The use of this pesticide poses a risk to children as it is a neurotoxin.¹⁶ Chlorpyrifos can cause nausea, lung congestion, chest pain, dizziness, respiratory paralysis and death.¹⁷ Children are especially sensitive to chlorpyrifos toxicity.

Case Study:

Child Labor on Ecuadorian Banana Plantations

In 2002, Human Rights Watch (HRW) released the *Tainted Harvest* report that exposed child labor on Ecuadorian banana plantations. Of the forty-five children they interviewed, forty-one of them started working on banana plantations between the ages of eight and 13. They were forced to work in hazardous conditions for 12 hour workdays and they only earned wages roughly equal to USD 3.50, only 60 percent of the minimum wage. These children were exposed to pesticides without protective equipment, causing them to suffer headaches, fevers, dizziness, nausea, vomiting, trembling, itching, fatigue, aching bones, and burning nostrils. Tasks included carrying heavy loads and working with dangerous tools. They lacked access to potable water or restroom facilities, and sexual harassment was common. Less than 40 percent of the children interviewed were still in school.¹⁸ Many families in Ecuador make less than USD 1 a day and need their children to work in order to help purchase food and clothing. Education becomes secondary for child laborers.¹⁹

Banana Production and Supply Chain:

Bananas are grown from a bulb or rhizome. Over the course of nine to 12 months the plant develops into a tall herb. Bananas can typically only be harvested in equatorial regions. Once grown, banana bunches are very heavy and require more than one person to cut them down and carry them. A large number of manual laborers are required for harvesting.²⁰

¹⁴ Forero, Juan. "In Ecuador's Banana Fields, Child Labor Is Key to Profits." *New York Times*. July 13, 2002.

<http://www.nytimes.com/2002/07/13/world/in-ecuador-s-banana-fields-child-labor-is-key-to-profits.html>

Medina, Andrei and GMA News. "Dole: Three Million Pinoy Child Workers Engaged in 'Hazardous Labor.'" *GMA News*. June 27, 2012. <http://www.gmanetwork.com/news/story/263274/news/nation/dole-three-million-pinoy-child-workers-engaged-in-hazardous-labor>

¹⁵ Lunder, Sonya. *Banana Cultivation is Pesticide Intensive*. Environmental Working Group. April 28, 2014.

<http://www.ewg.org/enviroblog/2014/04/bananas>

¹⁶ Lunder, Sonya. *Banana Cultivation is Pesticide Intensive*. Environmental Working Group. April 28, 2014.

<http://www.ewg.org/enviroblog/2014/04/bananas>

¹⁷ Wilson, John S; Otsuki, Tsunehiro. *To Spray or Not to Spray: Pesticides, Banana Exports, and Food Safety*. World Bank. March 2002. <http://elibrary.worldbank.org/doi/pdf/10.1596/1813-9450-2805>

¹⁸ Human Rights Watch (HRW). *Tainted Harvest: Child Labor and Obstacles to Organizing on Ecuador's Banana Plantations*. April 2002. <http://www.hrw.org/reports/2002/ecuador/2002ecuador.pdf>

¹⁹ Kelly, Annie. "Education Policy Needs to Fill the Gap in Ecuador's Child Labor Laws." *The Guardian*. May 26, 2011.

<http://www.guardian.co.uk/global-development/poverty-matters/2011/may/26/education-policy-ecuador-child-labour-laws>

²⁰ UN Conference on Trade and Development. *Commodity Profile: Banana Uses*. 2012.

<http://www.unctad.info/en/Infocomm/AACP-Products/COMMODITY-PROFILE---Banana>

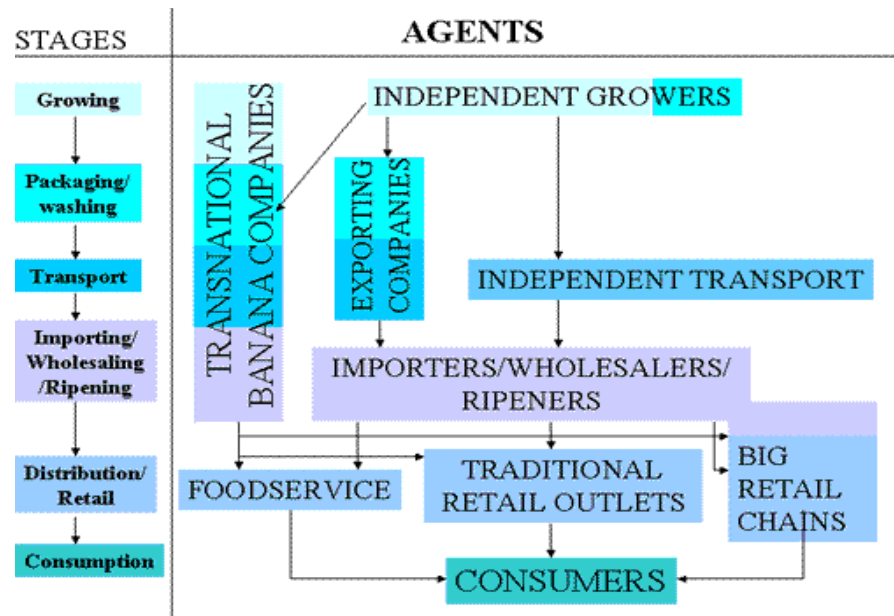
UN Conference on Trade and Development. *Agricultural Products: Banana Market*. 2011.

http://www.unctad.info/en/Infocomm/Agricultural_Products/Banana/Market/

Verité® | www.verite.org | +1.413.253.9227

Copyright © 2016 [Verité®]. All Rights Reserved.

The majority of expenses in banana production go to packaging, fertilization, and pesticides for the product itself (Fairtrade International).



Source: United Nations Conference on Trade and Development.

"Commodity Profile: Banana Uses."

<http://www.unctad.info/en/Infocomm/AACP-Products/COMMODITY-PROFILE---Banana/>

How do trafficking and/or child labor in banana production affect me?



Bananas are one of the top five fruits consumed worldwide. Bananas are used in baby food and as flavoring in food products, such as yogurt; they are consumed as banana flour and powder, banana juice, and banana alcohol.²¹

²¹ UN Conference on Trade and Development. *Commodity Profile: Banana Uses*. 2012.

<http://www.unctad.info/en/Infocomm/AACP-Products/COMMODITY-PROFILE---Banana>

UN Conference on Trade and Development. *Agricultural Products: Banana Market*. 2011.

http://www.unctad.info/en/Infocomm/Agricultural_Products/Banana/Market/

Verité® / www.verite.org / +1.413.253.9227

Copyright © 2016 [Verité®]. All Rights Reserved.

According to the U.S. Department of Agriculture (USDA), each American eats an average of over 10 pounds of bananas each year.²² Over 95 percent of the 9,589 million pounds of bananas that the U.S. imports were grown in Latin American nations.²³ In 2012, the top five countries exporting bananas to the United States were Guatemala, Ecuador, Costa Rica, Honduras, and Colombia.²⁴

Examples of what governments, corporations, and others are doing:

In Belize, public education that is free and mandatory has been implemented in conjunction with a cash transfer program to encourage children to attend school.²⁵

Where can I learn more?

[Read](#) HRW's report on child labor in Ecuador.

²² U.S. Department of Agriculture. *Bananas and Apples Remain America's Favorite Fresh Fruits*. 2012.

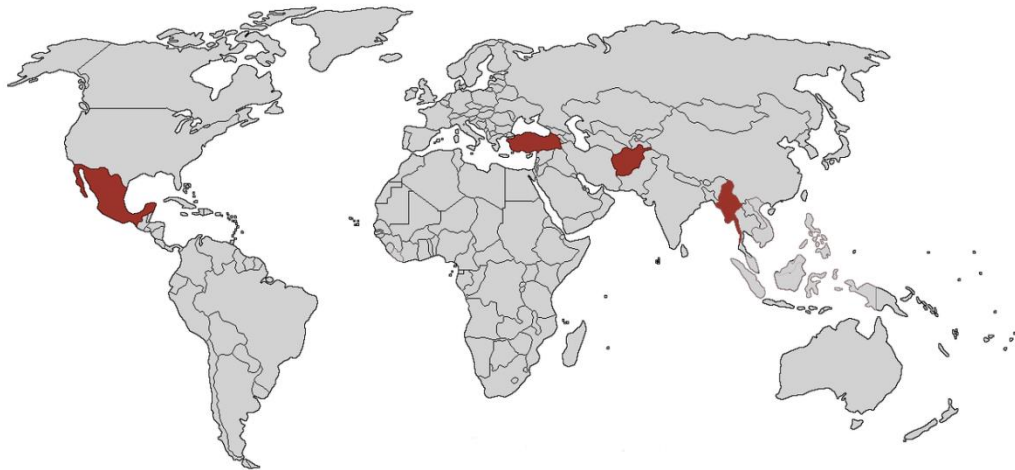
http://www.ers.usda.gov/data-products/chart-gallery/detail.aspx?chartId=30486#.U9pDb_k8B8E

²³ Lunder, Sonya. *Banana Cultivation is Pesticide Intensive*. Environmental Working Group. April 28, 2014. <http://www.ewg.org/enviroblog/2014/04/bananas>

²⁴ UN Department of Economic and Social Affairs. *UN Comtrade Database*. 2012. <http://comtrade.un.org/data/>

²⁵ U.S. Department of Labor, Bureau of International Labor Affairs. *2011 Findings on the Worst Forms of Child Labor*. September 2012. <http://www.dol.gov/ilab/programs/ocft/2011TDA.pdf>

Beans (green, soy, yellow) and Pulses (legumes)



Beans and pulses are reportedly produced with forced labor (FL) and/or child labor (CL) in the following countries:	Top ten countries that produce beans and pulses worldwide (FAOSTAT 2012):	Top ten countries that export beans and pulses worldwide (UN Comtrade 2012):	Top ten countries from which the US imports beans and pulses (UN Comtrade 2012):
<i>Green Beans:</i> Burma (FL, CL) Mexico (CL)	<i>Green Beans:</i> 1. China 2. Indonesia 3. India 4. Turkey 5. Thailand 6. Egypt 7. Spain 8. Italy 9. Morocco 10. Bangladesh	<i>Beans (including green):</i> 1. China 2. Australia 3. Thailand 4. Indonesia 5. Uganda 6. United States 7. Argentina 8. Dominican Republic 9. Egypt 10. Poland	<i>Beans (including green):</i> 1. China 2. Thailand 3. Australia 4. India 5. United Arab Emirates 6. Singapore 7. Malaysia 8. Peru 9. Argentina 10. Tanzania
<i>Soy Beans:</i> Burma (FL)			
<i>Yellow Beans:</i> Burma (FL)			
<i>Pulses (legumes):</i> Turkey (CL)			
<i>Beans:</i> Afghanistan (CL)	<i>Soy Beans:</i> 1. United States 2. Brazil 3. Argentina 4. India 5. China 6. Canada 7. Paraguay 8. Uruguay 9. Ukraine 10. Bolivia	<i>Soy Beans:</i> 1. United States 2. Brazil 3. Argentina 4. Canada 5. Paraguay 6. Uruguay 7. Netherlands 8. Ukraine 9. China 10. Bolivia	<i>Soy Beans:</i> 1. Canada 2. China 3. India 4. Argentina 5. Chile 6. Uruguay 7. Netherlands 8. Kazakhstan 9. Turkey 10. Other Asia (not elsewhere specified)

Dried Beans:

1. Burma
2. India
3. Brazil
4. China
5. United States
6. Tanzania
7. Mexico
8. Kenya
9. Ethiopia
10. Rwanda

Dried Beans (shelled):

1. United States
2. Canada
3. Ghana
4. Madagascar
5. Tanzania
6. United Kingdom
7. Brazil
8. Thailand
9. Peru
10. Cameroon

Dried Beans (shelled):

1. Canada
2. China
3. Mexico
4. Peru
5. Ethiopia
6. Argentina
7. Thailand
8. Ecuador
9. Nicaragua
10. India

Pulses (legumes):

1. India
2. Australia
3. United Kingdom
4. Poland
5. Russia
6. Mozambique
7. Bangladesh
8. Pakistan
9. Vietnam
10. Thailand

Leguminous Vegetables:

1. France
2. Morocco
3. Netherlands
4. Mexico
5. Saudi Arabia
6. Guatemala
7. United States
8. Egypt
9. Germany
10. China

Leguminous Vegetables:

1. Mexico
2. Guatemala
3. Peru
4. Canada
5. Nicaragua
6. Costa Rica
7. Dominican Republic
8. Honduras
9. China
10. Ecuador

Where are beans reportedly produced with trafficking and/or child labor?

According to the U.S. Department of Labor's 2014 *List of Goods Produced by Child Labor or Forced Labor*, green beans are produced with child labor in Burma and Mexico, while forced labor is involved in the production of green, soy and yellow bean production in Burma. Pulses (legumes) have been found to have been produced with child labor in Turkey.²⁶ The U.S. Department of State 2015 *Trafficking in Persons Report* lists Burma as a Tier 2 Watch List country and Turkey and Mexico as Tier 2 countries.²⁷

According to limited reports, beans are also produced by young school children in the Sheikh Ali district of the Parwan province of Afghanistan.²⁸ The 2015 U.S. Department of State *Trafficking in Persons Report* lists Afghanistan as a Tier 2 country.²⁹

²⁶ U.S. Department of Labor. 2014 *List of Goods Produced by Child Labor or Forced Labor*. 2014.

http://www.dol.gov/ilab/reports/pdf/TVPPRA_Report2014.pdf

²⁷ U.S. Department of State. *Trafficking in Persons Report*. 2015. <http://www.state.gov/documents/organization/245365.pdf>

²⁸ Khaleqi, Muhammad Hassan. "Instead of Education, Students of Sheikh Ali are Forced to Harvest Beans and Potatoes!" *RAWA News*. The Revolutionary Association of the Women of Afghanistan (RAWA). July 31, 2008.

<http://www.rawa.org/temp/runews/2008/07/31/instead-of-education-students-of-sheikh-ali-are-forced-to-harvest-beans-and-potatoes.html>

²⁹ U.S. Department of State. *Trafficking in Persons Report*. 2015. <http://www.state.gov/documents/organization/245365.pdf>

Verité® / www.verite.org / +1.413.253.9227

Copyright © 2016 [Verité®]. All Rights Reserved.

What does trafficking and/or child labor in bean production look like?

In Burma, up to ten million citizens, roughly one sixth of the population, are bean farmers,³⁰ and children may work on their parents' farms. A report from 2002 suggests that prisoners in Burma were forced to perform agricultural and domestic labor, including in bean productions.³¹

In Mexico, indigenous migrants harvest green beans and other agricultural crops. Children may work alongside their parents, particularly when no schooling opportunities are available.³²

Child workers in bean production are exposed to harsh weather conditions, long work days, and dangerous chemicals. Children are also at risk for injury: documented incidents include a child crushed by a tractor and a child losing an arm while cleaning green beans.³³

In the Parwan province of Afghanistan, an estimated 4,000 students are forced by their teachers and heads of school to labor in fields during school hours. Students of all ages, including those younger than ten years old, are required to spend school time working on farms owned by teachers or administrators. Among the tasks assigned to these forced child laborers is digging irrigation trenches for beans for fear of punishment and parents pulling their children out of public schools. Afghan teachers insist that working in the fields benefits the students because, without help, the teachers would be forced to stay home to work in their fields instead of going to work at the schools.³⁴

Bean Production and Supply Chain:

Green beans require hot, short growing seasons and a lot of water. Fertilizers and pesticides are frequently used to increase yields and improve overall quality of the beans. Irrigation is often necessary as well. The growing of beans requires good time keeping and organization. In order to produce high yields and make a profit while growing green beans, a farmer must strategically plant throughout the growing season to ensure a continual harvest, and the harvesting must be conducted at the exact right time to maintain the highest possible quality of processed bean. After harvesting, green beans must be rinsed and stored at above 40°F and below 50°F. Beans are often sent away from the farm for processing: cutting, freezing, or

³⁰ Song, Sophie. "Myanmar's Bean Industry Playing Catch-Up as Country's Economy Regains Momentum." *International Business Times*. August 30, 2013. <http://www.ibtimes.com/myanmars-bean-industry-playing-catch-countrys-economy-regains-momentum-1401747>

³¹ Assistance Association for Political Prisoners (Burma) (AAPP). "About AAPP." <http://aappb.org/about-aapp/>
Assistance Association for Political Prisoners (Burma) (AAPP). *Forced Labor of Prisoners in Burma*. May 2002. http://www.aappb.org/report8_forced_labor.pdf

³² New Mexico State University. "Green Beans, Child Labor and NAFTA." February 11, 2009. <http://fnsnews.nmsu.edu/green-beans-child-labor-and-nafta/>

³³ New Mexico State University. "Green Beans, Child Labor and NAFTA." February 11, 2009. <http://fnsnews.nmsu.edu/green-beans-child-labor-and-nafta/>

³⁴ Khaleqi, Muhammad Hassan. "Instead of Education, Students of Sheikh Ali are Forced to Harvest Beans and Potatoes!" *RAWA News*. The Revolutionary Association of the Women of Afghanistan (RAWA). July 31, 2008. <http://www.rawa.org/temp/runews/2008/07/31/instead-of-education-students-of-sheikh-ali-are-forced-to-harvest-beans-and-potatoes.html>

canning.³⁵ Green beans can be grown as bush beans or pole beans, while yellow or wax beans are often grown exclusively as pole beans.³⁶

Soy beans have many varieties and uses. The U.S. Department of Agriculture keeps a collection of over ten thousand types, including red, green, black, brown, speckled, streaked, large, and small. Soy beans have a variety of uses from the direct eating of the green bean, to the pressing of the mature bean for oil, or the processing of the bean for tofu or milk. Soy plants are often planted in May and require soil temperatures of 55 to 60°F in order to germinate. Genetic modification and the application of fertilizers and pesticides is often part of soy production.³⁷

How do trafficking and/or child labor in bean production affect me?



Every year, Americans consume about 7.5 pounds of beans per capita.³⁸ Most imported beans in the U.S. come from Mexico, Canada, and China.³⁹ Burma, known to produce beans using both forced labor and child labor, is the world's largest exporter of dried beans.⁴⁰

Examples of what governments, corporations, and others are doing:

The Assistance Association for Political Prisoners (Burma) (AAPPB) seeks to raise awareness, enforce labor laws, and reduce the prevalence of labor trafficking in Burmese prisons.⁴¹ The Child Labor Coalition has also focused on Burma to raise global awareness and eliminate the use of child labor in all industries.⁴²

The Initiative to Promote Fundamental Labor Rights and Practices in Myanmar (the Initiative) was launched in 2014 and is designed to promote multi-stakeholder relations through a consultative mechanism. The initiative held a multi-stakeholder forum in Yangon in spring of 2015 to discuss a wide variety of labor issues, including child labor.⁴³

³⁵ Iowa State University Department of Horticulture. "Green Bean Production." *Commercial Vegetables Horticulture*. March 2009. <http://www.public.iastate.edu/~taber/Extension/Green%20Beans.pdf>

³⁶ Cornell University. "Pole Beans, Green Beans (Pole), Wax Beans (Pole)." *Growing Guide*. <http://www.gardening.cornell.edu/homegardening/scene8f63.html>

³⁷ National Soybean Research Laboratory (NSRL). *Soybean Production Basics*. <http://www.nsrll.illinois.edu/general/soyprod.html>

³⁸ Food and Agriculture Organization of the UN, Statistics Division (FAOSTAT). *FAOSTAT Database: Food and Agricultural Commodities Production /Countries by Commodity*. 2012. http://faostat3.fao.org/faostat-gateway/go/to/browse/rankings/countries_by_commodity/E

³⁹ U.S. Department of Agriculture, Economic Research Service (ERS). "Dry Beans." 2012. <http://www.ers.usda.gov/topics/crops/vegetables-pulses/dry-beans.aspx#imports>

⁴⁰ UN Department of Economic and Social Affairs. *UN Comtrade Database*. 2012. <http://comtrade.un.org/data/>

⁴¹ Assistance Association for Political Prisoners (Burma) (AAPP). "About AAPP." <http://aappb.org/about-aapp/>
Assistance Association for Political Prisoners (Burma) (AAPP). *Forced Labor of Prisoners in Burma*. May 2002. http://www.aappb.org/report8_forced_labor.pdf

⁴² Child Labor Coalition. *Burma/Myanmar*. <http://stopchildlabor.org/?cat=578>

⁴³ Embassy of the United States Rangoon Burma. *Myanmar Labor Initiative Holds First Stakeholder Forum in Yangon*. May 15, 2015. <http://photos.state.gov/libraries/burma/895/pdf/150519MyanmarLaborInitiativeHoldsFirstStakeholderForumInYangon.pdf>

Brass



Brass is reportedly produced with forced labor (FL) and/or child labor (CL) in the following countries:	Top ten countries that export brass worldwide (UN Comtrade 2012):	Top ten countries from which the US imports brass (UN Comtrade 2012):
India (CL)	Not Available	Not Available

Where is brass reportedly produced with trafficking and/or child labor?

According to the U.S. Department of Labor's 2014 *List of Goods Produced by Forced or Child Labor*, brassware is produced using child labor in India.⁴⁴ The 2015 U.S. Department of State *Trafficking in Persons Report* lists India as a Tier 2 Country.⁴⁵

Labor abuses have also been found in the composite minerals of brass: copper and zinc. See the [Copper](#) and [Zinc](#) commodity reports for more detail.

What does trafficking and/or child labor in brass production look like?

The majority of brass production in India takes place in the city of Moradabad. The city has a long history of brass production, and there are many families dependent on brass production for livelihood. There are an estimated 25,000 small or household workshops, adding to the unseen nature of an industry that conceals child labor. Due to the high volume of production, many subcontractors and small production workshops employ child labor. Such shops hire children, paid or unpaid, on a day-to-day basis as helpers.⁴⁶ Children are primarily uneducated at the time of recruitment and remain without access to education throughout their employment in the factory.⁴⁷ Children assist in all steps of the production

⁴⁴ U.S. Department of Labor. 2014 *List of Goods Produced by Child or Forced Labor*. http://www.dol.gov/ilab/reports/pdf/TVPPRA_Report2014.pdf

⁴⁵ U.S. Department of State. *Trafficking in Persons Report*. 2015. <http://www.state.gov/documents/organization/245365.pdf>

⁴⁶ Sekar, H. R. *Impact of Technological Change on the Demand for Child Labor in Brassware Industry of Moradabad*. 2007. V.V. Giri National Labor Institute. NLI Research Studies Series, NO: 074.

http://www.vvgnli.org/sites/default/files/publication_files/Brassware%20Industry%20of%20Moradabad.pdf

⁴⁷ Sekar, H. R. *Impact of Technological Change on the Demand for Child Labor in Brassware Industry of Moradabad*. 2007. V.V. Giri National Labor Institute. NLI Research Studies Series, NO: 074.

http://www.vvgnli.org/sites/default/files/publication_files/Brassware%20Industry%20of%20Moradabad.pdf

Verité® / www.verite.org / +1.413.253.9227

Copyright © 2016 [Verité®]. All Rights Reserved.

process, including casting, grinding, and acid cleaning. This exposes children to dangerous conditions, and materials.⁴⁸ The scope of child labor in the Indian brassware sector is unknown, but 2007 estimates put the number of child brass workers in Moradabad at 2,000 to 10,000.⁴⁹

Brass Production and Supply Chain:

Brass is a composite mixture of the transition metals copper and zinc with trace amounts of lead or silicon for durability. The ratio of each metal can be varied, resulting in the assorted forms of brass commodities. Sheets of preproduction brass known as ingots are sold to molding factories for final product manufacturing. The process of manufacturing brass into an exportable commodity involves multiple steps, which include but are not limited to: molding, polishing, casting, welding, enameling, engraving, and electroplating.⁵⁰

How do trafficking and/or child labor in brass production affect me?



Typical items made of brass are jewelry, decorative pieces, cutlery, vases, dinnerware, fixtures, and other various household items.

Where can I learn more?

[Read](#) an in-depth report on the brass industry in India.

[Read](#) about child labor in India.

[Watch](#) a video on UNICEF's work educated children in India.

⁴⁸ Sekar, H. R. *Impact of Technological Change on the Demand for Child Labor in Brassware Industry of Moradabad*. 2007. V.V. Giri National Labor Institute. NLI Research Studies Series, NO: 074.

http://www.vvgnli.org/sites/default/files/publication_files/Brassware%20Industry%20of%20Moradabad.pdf

⁴⁹ Sekar, H. R. *Impact of Technological Change on the Demand for Child Labor in Brassware Industry of Moradabad*. 2007. V.V. Giri National Labor Institute. NLI Research Studies Series, NO: 074.

http://www.vvgnli.org/sites/default/files/publication_files/Brassware%20Industry%20of%20Moradabad.pdf

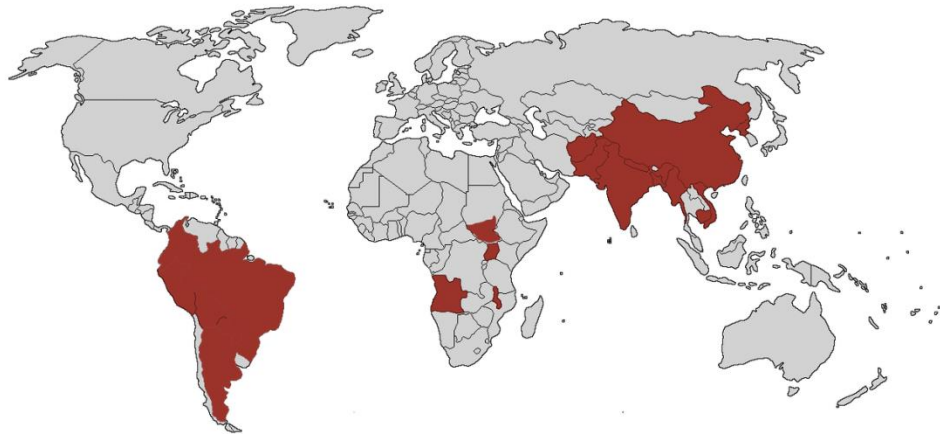
⁵⁰ Sekar, H. R. *Impact of Technological Change on the Demand for Child Labor in Brassware Industry of Moradabad*. 2007. V.V. Giri National Labor Institute. NLI Research Studies Series, NO: 074.

http://www.vvgnli.org/sites/default/files/publication_files/Brassware%20Industry%20of%20Moradabad.pdf

Verité® / www.verite.org / +1.413.253.9227

Copyright © 2016 [Verité®]. All Rights Reserved.

Bricks



Bricks are reportedly produced with forced labor (FL) and/or child labor (CL) in the following countries:

Top ten countries that export bricks worldwide (UN Comtrade 2012):

Top ten countries from which the US imports bricks (UN Comtrade 2012):

Afghanistan (FL, CL)
 Angola (FL, CL)
 Argentina (FL, CL)
 Bangladesh (FL, CL)
 Bolivia (CL)
 Brazil (CL)
 Burma (FL, CL)
 Cambodia (CL)
 China (FL, CL)
 Colombia – clay (CL)
 Ecuador (CL)
 India (FL, CL)
 Malawi (FL, CL)
 Nepal (FL, CL)
 North Korea (FL, CL)
 Pakistan (FL, CL)
 Paraguay (FL, CL)
 Peru (CL)
 South Sudan (FL, CL)
 Uganda (FL, CL)
 Vietnam (FL, CL)

1. China
 2. Germany
 3. India
 4. France
 5. Austria
 6. United States
 7. Russia
 8. Italy
 9. Spain
 10. Poland

1. China
 2. Germany
 3. Canada
 4. Austria
 5. Slovakia
 6. Poland
 7. Mexico
 8. Brazil
 9. France
 10. United Kingdom

Where are bricks reportedly produced with trafficking and/or child labor?

According to the U.S. Department of State *Trafficking in Persons Report*, bricks are made with forced labor or forced child labor in Afghanistan, Angola, Argentina, Bangladesh, China, India, Malawi, Nepal, Pakistan, Paraguay, Peru, South Sudan, Uganda, and Vietnam.⁵¹

The U.S. Department of Labor *2014 List of Goods Produced by Child or Forced Labor* reports that bricks are produced with forced labor in Afghanistan, Burma, China, India, Nepal, North Korea, and Pakistan; and child labor in Afghanistan, Argentina, Bangladesh, Bolivia, Brazil, Burma, Cambodia, China, Colombia (clay), Ecuador, India, Nepal, Pakistan, Paraguay, Peru, Uganda and Vietnam.⁵²

According to the 2015 U.S. Department of State *Trafficking in Persons Report*, Angola, Turkey, Malawi, Mexico, Afghanistan, Nepal, Colombia, Ecuador, Argentina, Brazil, India, Paraguay, Peru, Uganda and Vietnam are Tier 2 countries. Burma, China, Cambodia and Pakistan are Tier 2 Watch List countries. North Korea and South Sudan are listed as Tier 3 countries.⁵³

What does trafficking and/or child labor in brick production look like?

The nature of labor trafficking in brick production varies widely by region. It has been studied extensively in India and Pakistan, where labor trafficking is likely to result from a combination of caste relationships and debt bondage.⁵⁴ Children involved in the production of bricks are exposed to large amounts of dust.⁵⁵

In India, workers are recruited by labor brokers who pay them a small advance, thus creating a cycle of debt.⁵⁶ One study on the sector found that workers' debt ranged from 1,000 to more than INR 12,000, with some 40 percent having debt of INR 8,000 to 12,000 and almost 40 percent holding debt of over INR 12,000.⁵⁷ Entire families can be drawn into the sector in an attempt to meet high quotas. Workers often travel long distances from their home villages, and are geographically and socially isolated. The BBC reports instances of violence when workers try to leave their jobs before their employment period (generally 6-8 months) is up.⁵⁸ In some cases, workers may have inherited debt from their parents, illustrating multi-generational debt bondage.⁵⁹ The brick kilns are usually heavily guarded.⁶⁰

⁵¹ U.S. Department of State. *Trafficking in Persons Report*. 2015. <http://www.state.gov/documents/organization/245365.pdf>

⁵² U.S. Department of Labor. *2014 List of Goods Produced by Child or Forced Labor*.

http://www.dol.gov/ilab/reports/pdf/TVPPRA_Report2014.pdf

U.S. Department of State. *Trafficking in Persons Report*. 2015. <http://www.state.gov/documents/organization/245365.pdf>

⁵³ U.S. Department of State. *Trafficking in Persons Report*. 2015. <http://www.state.gov/documents/organization/245365.pdf>

⁵⁴ International Labor Organization (ILO). *Buried in Bricks: A Rapid Assessment of Bonded Labor in Brick Kilns in Afghanistan*. 2011. http://www.ilo.org/wcmsp5/groups/public/---asia/---ro-bangkok/documents/publication/wcms_172671.pdf

⁵⁵ U.S. Department of Labor. *Worst Forms of Child Labor Report*. 2012. Nepal. <http://www.dol.gov/ilab/reports/child-labor/findings/2012TDA/nepal.pdf>

⁵⁶ The Economist. "Toil and Trouble: Where Slavery Persists in All but Name." November 3, 2012.

<http://www.economist.com/news/asia/21565685-where-slavery-persists-all-name-toil-and-trouble>

⁵⁷ Prakash, Aseem. "How (Un)free are the Workers in the Labor Market? A Case Study of Brick Kilns." *India's Unfree Workforce: Of Bondage Old and New*. Eds. Breman, Jan, Isabelle Guerin, and Aseem Prakash. New Delhi: Oxford University Press. 2009.

⁵⁸ Hawksley, Humphrey. "Why India's Brick Kiln Workers 'Live Like Slaves.'" *BBC News*. January 1, 2014.

<http://www.bbc.com/news/world-asia-india-25556965>

⁵⁹ The Economist. "Toil and Trouble: Where Slavery Persists in All but Name." November 3, 2012.

<http://www.economist.com/news/asia/21565685-where-slavery-persists-all-name-toil-and-trouble>

⁶⁰ Franciscans International. *Modern Slavery in India: Cases of Bonded Labor*. September, 2012.

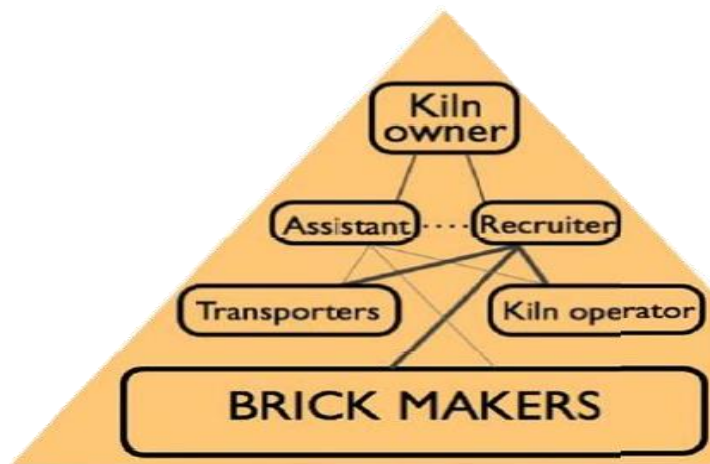
http://franciscansinternational.org/fileadmin/docs/Contemporary_Forms_of_Slavery/Modern_Slavery_in_India___Bonded_Labor_Cases_FINAL_17_Sept_2012.pdf

Verité® | www.verite.org | +1.413.253.9227

Copyright © 2016 [Verité®]. All Rights Reserved.

Debt bondage in the Pakistani brick sector is well-established. Families, including women and children, take advances or loans from subcontractors which they may not be able to repay. If the family transfers kilns, the loan follows them, and “debts are generally not forgiven upon incapacitation or death,” meaning workers may labor under several generations of debt.⁶¹ The U.S. Department of State reports that feudal landlords and kiln owners may leverage their political connections to protect their use of forced labor.⁶²

Studies conducted in Afghanistan by the International Labor Organization (ILO) revealed cycles of debt, vulnerability, dependence, and poverty that led to situations of bondage and servitude in Afghan brick kilns. The 2011 report on bonded labor in brick kilns in Afghanistan stated that fifty-six percent of brick makers are children, the majority of whom are under fourteen years old. Starting as young as five, children begin to help their family members in the kiln. At eight, many children work “nearly twice as many hours as the legal adult limit in many European countries.”⁶³



Source: International Labor Organization. *Buried in Bricks: A Rapid Assessment of Bonded Labor in Brick Kilns in Afghanistan*. 2011. http://www.ilo.org/wcmsp5/groups/public/-/asia/---ro-bangkok/documents/publication/wcms_172671.pdf

The U.S. Department of State reports that Angolan children may be exploited in brick kilns owned by Chinese nationals in Angola.⁶⁴

⁶¹ Pakistan Institution of Labor Education and Research. *Unfree Labor in Pakistan: Work, Debt and Bondage in Brick Kilns*. Working Paper No. 24. Geneva: International Labor Office. 2004.

http://www.ilo.org/sapfl/Informationresources/ILOPublications/lang--en/docName--WCMS_082028/index.htm

⁶² U.S. Department of State. *Trafficking in Persons Report*. 2015. <http://www.state.gov/documents/organization/245365.pdf>

⁶³ International Labor Organization (ILO). *Buried in Bricks: A Rapid Assessment of Bonded Labor in Brick Kilns in Afghanistan*. 2011. http://www.ilo.org/wcmsp5/groups/public/-/asia/---ro-bangkok/documents/publication/wcms_172671.pdf

⁶⁴ U.S. Department of State. *Trafficking in Persons Report*. 2015. <http://www.state.gov/documents/organization/245365.pdf>

Verité® / www.verite.org / +1.413.253.9227

Copyright © 2016 [Verité®]. All Rights Reserved.

Case Studies:

Intervention in Hyderabad, India

In 2013, 149 people, including 34 children, some as young as three, were rescued from a brick kiln outside Hyderabad, India. The workers were required to work for up to 22 hours a day and were physically assaulted when they requested rest. One of the rescued workers described how he was recruited from his home village with the equivalent of a USD 400 advance. He began work to repay the debt, but was not given any timeline for how long repayment would take.⁶⁵

State-sponsored Forced Labor in China

According to the U.S. Department of State, in China, detained individuals in hundreds of facilities were forced to undertake activities including brick making. Although the PRC'S National People's Congress ratified a decision to abolish these facilities in 2012, some remained open as converted drug detention of "custody and education centers" where forced labor is ongoing.⁶⁶

Brick Production and Supply Chain:

The international supply chain for bricks remains opaque. It is likely that the majority of bricks produced as a result of human trafficking are used for domestic production needs.

Brick kilns are operated not by owners but by contractors who manage labor and output. Mud bricks are formed and sun-dried before being transported to the kiln and baked. Customers may purchase the bricks directly from the kiln site. The original formation of bricks is done by a mix of men and women, adults and children, migrants and locals, whereas the subsequent processes are carried out by adult and juvenile males. Kilns can produce 400,000 to 600,000 bricks per month.⁶⁷

In Afghanistan, kiln owners delegate all management of workers to recruiters. An assistant tracks the output of workers against their quotas. Transporters and kiln operators are less dependent on the kiln owner because they have more skills, access to capital and higher status. The brick makers prepare the clay and mold the bricks.⁶⁸

⁶⁵ Coorlim, Leif, Mallika Kapur and Sara Sidner. "Toddlers Freed from Brick Kiln Bondage." *The CNN Freedom Project*. March 20, 2013. <http://thecnnfreedomproject.blogs.cnn.com/2013/03/20/toddlers-freed-from-brick-kiln-bondage/>

⁶⁶ U.S. Department of State. *Trafficking in Persons Report*. 2015. <http://www.state.gov/documents/organization/245365.pdf>

⁶⁷ Pakistan Institution of Labor Education and Research. *Unfree Labor in Pakistan: Work, Debt and Bondage in Brick Kilns*. Working Paper No. 24. Geneva: International Labor Office. 2004. http://www.ilo.org/sapfl/Informationresources/ILOPublications/lang--en/docName--WCMS_082028/index.htm

⁶⁸ International Labor Organization (ILO). *Buried in Bricks: A Rapid Assessment of Bonded Labor in Brick Kilns in Afghanistan*. 2011. http://www.ilo.org/wcmsp5/groups/public/---asia/---ro-bangkok/documents/publication/wcms_172671.pdf

Verité® / www.verite.org / +1.413.253.9227

Copyright © 2016 [Verité®]. All Rights Reserved.

How do trafficking and/or child labor in brick production affect me?



Labor trafficking in bricks is most likely to be in domestic construction. In India, booming urban construction of offices, factories, and call centers used by multinational corporations is fueled by labor in the country's brick sector. Recent reports show bricks purchased by foreign military operations, such as the North Atlantic Trade Organization's (NATO) purchase of bricks for its reconstruction projects in Afghanistan.⁶⁹ The ILO writes that child labor is so prevalent in South Asia that any bricks used in projects in Afghanistan are "de facto coming from kilns that utilize child bonded labor."⁷⁰

Examples of what governments, corporations, and others are doing:

The Employer's Association of Industrial Ceramics in Tobatí, Paraguay (*Asociacion de Empleadores de Ceramistas Industriales de Tobatí*) signed an agreement that they will not use child labor in brick production. The government of Paraguay is engaged in a project, funded by the U.S. Department of Labor's Office of Child Labor, Forced Labor, and Human Trafficking (OCFT), that provides educational opportunities to children working in brick factories. The Ministry of Labor and Justice is also conducting inspections of facilities involved in brick production.⁷¹

Where can I learn more?

[Read](#) an in-depth report on labor conditions in Pakistani brick production and the domestic supply chain.

[Read](#) an in-depth report on labor conditions in Afghan brick production.

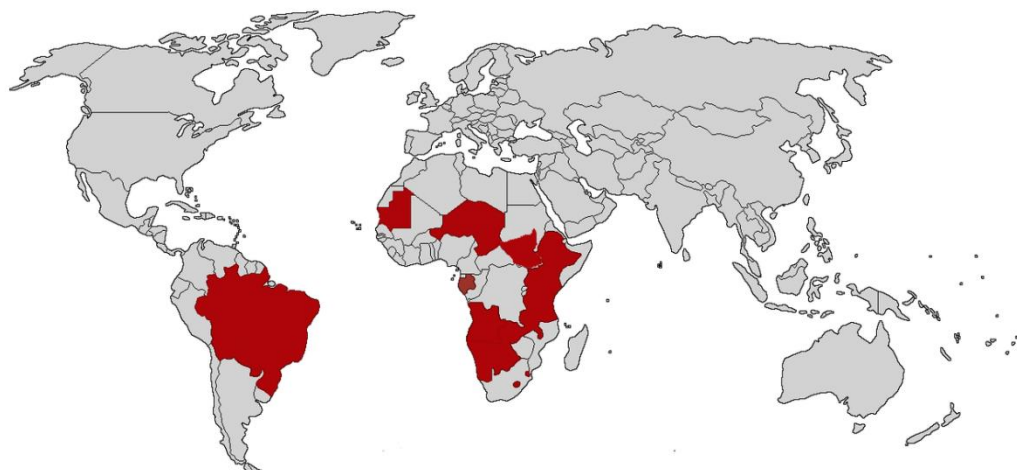
[Watch](#) a video on labor trafficking in Afghanistan.

⁶⁹ Kamber, Micheal. "In Afghan Kilns, a Cycle of Debts and Servitude." *New York Times*. March 15, 2011. <http://www.nytimes.com/2011/03/16/world/asia/16kiln.html>

⁷⁰ International Labor Organization (ILO). *Buried in Bricks: A Rapid Assessment of Bonded Labor in Brick Kilns in Afghanistan*. 2011. http://www.ilo.org/wcmsp5/groups/public/---asia/---ro-bangkok/documents/publication/wcms_172671.pdf

⁷¹ U.S. Department of Labor. *2011 List of Goods Produced by Child Labor or Forced Labor*. December 2010. <http://www.dol.gov/ilab/programs/ocft/pdf/2011TVPR.pdf>

Cattle



Cattle and beef are reportedly produced with forced labor (FL) and/or child labor (CL) in the following countries:

Top ten countries that export beef worldwide (UN Comtrade 2012):

Top ten countries from which the US imports beef (UN Comtrade 2012):

Cattle:

Angola (FL)
Bolivia (FL)
Brazil (FL, CL)
Botswana (FL)
Chad (FL, CL)
Ethiopia (CL)
Gabon (FL)
Kenya (FL)
Lesotho (CL)
Malawi (FL)
Mauritania (FL, CL)
Namibia (FL, CL)
Niger (FL)
Paraguay (FL)
South Sudan (FL, CL)
Swaziland (FL, CL)
Tanzania (FL, CL)
Uganda (FL, CL)
Zambia (CL)

Beef:

Brazil (CL)

Beef (frozen):

1. India
2. Brazil
3. Australia
4. United States
5. New Zealand
6. Uruguay
7. Paraguay
8. Nicaragua
9. Mexico
10. Canada

Beef (chilled):

1. Netherlands
2. United States
3. Germany
4. Australia
5. Ireland
6. France
7. Poland
8. Canada
9. Brazil
10. Belgium

Beef (frozen):

1. Australia
2. New Zealand
3. Nicaragua
4. Canada
5. Uruguay
6. Costa Rica
7. Honduras
8. Mexico
9. Chile
10. China

Beef (chilled):

1. Canada
2. Mexico
3. Australia
4. Nicaragua
5. New Zealand
6. Honduras
7. Uruguay
8. Costa Rica
9. Japan
10. Chile

Where are cattle and beef products reportedly produced with trafficking and/or child labor?

According to the U.S. Department of State 2015 *Trafficking in Persons Report*, forced labor or forced child labor is involved in cattle production in Angola, Botswana, Chad, Gabon, Kenya, Malawi, Mauritania, Namibia, Paraguay, Swaziland, Tanzania and Uganda.⁷²

The 2014 U.S. Department of Labor *List of Goods Produced by Child Labor or Forced Labor*, notes forced labor in cattle ranching and herding in Bolivia, Brazil, Niger, Paraguay, and South Sudan as well as child labor in Brazil, Chad, Ethiopia, Lesotho, Mauritania, Namibia, South Sudan, Uganda, and Zambia.⁷³ Beef has also been found to have been produced with child labor in Brazil.⁷⁴

Angola, Chad, Ethiopia, Kenya, Malawi, Swaziland and Uganda are listed as Tier 2 countries by the U.S. Department of State 2015 *Trafficking in Persons Report*. Botswana, Gabon, Lesotho Tanzania and Namibia are Tier 2 Watch List countries. Mauritania and South Sudan are Tier 3 countries.⁷⁵

What does trafficking and/or child labor in cattle ranching look like?

Labor trafficking in cattle ranching varies from country to country. In Bolivia, the International Labor Organization (ILO), Verité, and the Inter-American Commission on Human Rights have documented the existence of debt peonage on cattle ranches in the Bolivian Chaco.⁷⁶ Indigenous Guarani are the main victims of human trafficking in Bolivia, as they work on the plantations or ranches of large landowners, with family labor arrangements often going back generations. Low rates of payment often result in debt bondage or peonage. However, because the beef and agricultural goods produced in this system are destined for the domestic rather than the international market, this matter has received little attention globally. In 2010 and 2011, Verité conducted research on indicators of forced labor in cattle production in the Chaco region of Bolivia. Researchers found the presence of indicators including the threat of physical violence, sexual violence, and loss of social status, as well as excessive working hours, lack of days off, subminimum wages, hazards to worker health, and child labor. In the Chaco region of Bolivia, the indigenous Guaraní who work on *haciendas* or as self-employed cattle ranchers on communal lands are particularly vulnerable. Researchers found that many wage workers are indebted to their employers, causing confinement to the worksite and withholding of wages. Workers are also paid well below the minimum wage and are susceptible to injuries from slash and burn agricultural techniques. Indicators of forced labor are also present for self-employed workers who work on communal lands. For these workers, excessive hours are compulsory especially in the area of animal husbandry which requires daily work

⁷² U.S. Department of State. *Trafficking in Persons Report*. 2015. <http://www.state.gov/documents/organization/245365.pdf>

⁷³ U.S. Department of Labor. *2014 List of Goods Produced by Child Labor or Forced Labor*. 2014. http://www.dol.gov/ilab/reports/pdf/TVPR_Report2014.pdf

⁷⁴ U.S. Department of Labor. *2014 List of Goods Produced by Child Labor or Forced Labor*. 2014. http://www.dol.gov/ilab/reports/pdf/TVPR_Report2014.pdf

⁷⁵ U.S. Department of State. *Trafficking in Persons Report*. 2015. <http://www.state.gov/documents/organization/245365.pdf>

⁷⁶ Garcia, Eduardo. "Bolivian Guarani Resist Forced Labor on Ranches." *Reuters*. June 19, 2008. <http://www.reuters.com/article/idUSN18254614>.

International Labor Organization (ILO). *A Global Alliance against Forced Labour: Global Report under the Follow-up to the ILO Declaration on Fundamental Principles and Rights at Work*.

2005. <http://www.ilo.org/public/english/standards/relm/ilc/ilc93/pdf/rep-i-b.pdf>

Verité. *Research on Indicators of Forced Labor in the Supply Chains of Brazil-Nuts, Cattle, Corn, and Peanuts in Bolivia*.

http://www.verite.org/sites/default/files/images/Research%20on%20Indicators%20of%20Forced%20Labor%20in%20the%20Bolivia%20Brazil-nut%2C%20Cattle%2C%20Corn%2C%20and%20Peanut%20Sectors__9.19.pdf

Verité® | www.verite.org | +1.413.253.9227

Copyright © 2016 [Verité®]. All Rights Reserved.

without rest. Those who do not work are subject to removal from the community which would include loss of social status, land, job or even their home. Because work is done as a family unit on these communal lands, child labor is an extremely common practice.⁷⁷

In Brazil, cattle ranching accounts for over 60 percent of the companies on the “dirty list” of groups using forced labor.⁷⁸ As in other goods produced in Brazil, labor trafficking results from young men being brought by brokers to rural plantations where they then enter into debt bondage. Cattle ranching may encompass a variety of activities, from clearing land for pasture to monitoring livestock to handling the production of goods. “Weak land regulation, the appropriation of public land through forged land titles and the permanent deforestation of new areas in the forest are commonplace,” making the identification and elimination of forced labor challenging.⁷⁹ Such is the correlation between labor trafficking and cattle ranching that in 2009 Wal-Mart made a commitment to stop purchasing beef products from farms linked with deforestation or labor trafficking.⁸⁰

In Gabon, the U.S. Department of State reports that adult men were victims of forced labor on cattle farms.⁸¹

In some countries, such as Chad, children are involved in herding family cattle and the U.S. Department of State reports that some of these children may be victims of forced labor as some children may be sold in markets.⁸² In some cases, children may be sold by their parents into cattle herding as a means of earning small amounts of money. Boys from Angola are reportedly trafficked within the Namibian cattle herding sector.⁸³ In Botswana, some children from poor families in isolated rural communities may migrate to live with wealthier extended family members and some of their work may include cattle herding. These children may be treated worse than other children living in the household, and may be excluded from educational opportunities, physically confined, or otherwise abused.⁸⁴ In Mauritania, inherited slavery may force individuals to work as unpaid cattle herders.⁸⁵

Children are often engaged in herding, which involves keeping groups of animals together, and is common in pastoral agricultural and nomadic societies. Livestock tasks tend to be distributed along gender lines: cattle herding is generally a task for men and boys, and herding activities can begin as young as five years of age. Culturally, herding can be seen as an opportunity to contribute to family income and to earn income. While light work accompanying family members may be appropriate, working with cattle can carry a variety of health and safety risks. These include animal-related disease,

⁷⁷ Verité. *Research on Indicators of Forced Labor in the Supply Chains of Brazil-Nuts, Cattle, Corn, and Peanuts in Bolivia*. http://www.verite.org/sites/default/files/images/Research%20on%20Indicators%20of%20Forced%20Labor%20in%20the%20Bolivia%20Brazil-nut%2C%20Cattle%2C%20Corn%2C%20and%20Peanut%20Sectors__9.19.pdf

⁷⁸ Costa, Patrícia Trindade Maranhão. *Fighting Forced Labor: The Example of Brazil*. Geneva: International Labor Office. 2009. http://www.ilo.org/wcmsp5/groups/public/---ed_norm/---declaration/documents/publication/wcms_111297.pdf

⁷⁹ Costa, Patrícia Trindade Maranhão. *Fighting Forced Labor: The Example of Brazil*. Geneva: International Labor Office. 2009. http://www.ilo.org/wcmsp5/groups/public/---ed_norm/---declaration/documents/publication/wcms_111297.pdf

⁸⁰ Winston, Andrew. “Wal-Mart Asks, Where’s the Beef (From)?” *Harvard Business Review*. July 13, 2009. <http://blogs.hbr.org/winston/2009/07/walmart-asks-where-the-beef-f.html>

⁸¹ U.S. Department of State. *Trafficking in Persons Report*. 2015. <http://www.state.gov/documents/organization/245365.pdf>

⁸² U.S. Department of State. *Trafficking in Persons Report*. 2015. <http://www.state.gov/documents/organization/245365.pdf>

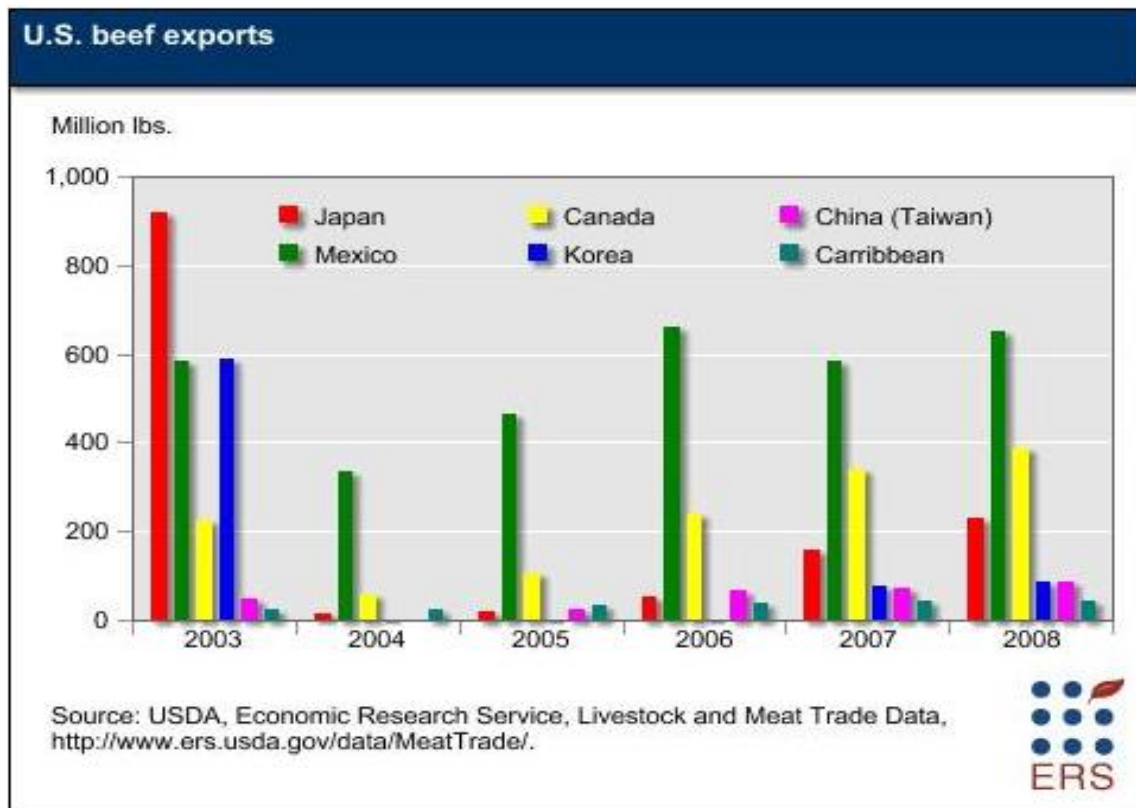
⁸³ U.S. Department of State. *Trafficking in Persons Report*. 2015. <http://www.state.gov/documents/organization/245365.pdf>

⁸⁴ U.S. Department of State. *Trafficking in Persons Report*. 2015. <http://www.state.gov/documents/organization/245365.pdf>

⁸⁵ U.S. Department of State. *Trafficking in Persons Report*. 2015. <http://www.state.gov/documents/organization/245365.pdf>

long hours in extreme weather conditions, dust inhalation, confrontation with cattle raiders, injuries from handling livestock and tools, and musculoskeletal disorders.⁸⁶

Cattle Production and Supply Chain:



Source: US Department of Agriculture. *Cattle & Beef*. May 26, 2012.
<http://www.ers.usda.gov/topics/animal-products/cattle-beef.aspx>

The United States is the “largest fed-cattle industry in the world,” and although the United States is one of the largest producers of beef, it is a net beef importer. Most beef produced and exported from the United States is grain-fed, high quality cuts. Most beef that the United States imports is lower value, grass-fed beef used mainly for processing, primarily as ground beef.⁸⁷ The only country that is both a major exporter of beef to the United States and for which there is documented evidence of forced or child labor is Brazil. However, the United States is a comparatively minor trade partner for this product, as the most common destinations for Brazilian beef are Saudi Arabia, Russia, and Angola.⁸⁸ According to 2013 numbers from the U.S. Department of Agriculture, the United States imports beef and veal mostly from

⁸⁶ Food and Agriculture Organization of the UN (FAO). *Children's Work in the Livestock Sector: Herding and Beyond*. 2012. <http://www.fao.org/docrep/017/i3098e/i3098e.pdf>

⁸⁷ U.S. Department of Agriculture. *Cattle & Beef*. May 26, 2012. <http://www.ers.usda.gov/topics/animal-products/cattle-beef.aspx>

⁸⁸ Food and Agriculture Organization of the UN, Statistics Division (FAOSTAT). *FAOSTAT Database: Food and Agricultural Commodities Production /Countries by Commodity*. 2012. http://faostat3.fao.org/faostat-gateway/go/to/browse/rankings/countries_by_commodity/E

New Zealand, Australia, Canada, and Mexico. The United States exports beef and veal to Japan, Canada, Mexico, and South Korea.⁸⁹

How do trafficking and/or child labor in cattle ranching affect me?



Products from cattle ranching include beef and leather. Leather is used in a variety of consumer goods from shoes to couches.

Examples of what governments, corporations, and others are doing:

Brazil has often been cited as an example of effective government action against forced labor. The ILO has praised Brazil's measures to combat forced labor. In March 2003, Brazil's President launched a National Plan for the Elimination of Slave Labor, and the government has cooperated since 2002 with an ILO program on forced labor. There is also a special commission within the Council for the Defense of Human Rights in the Ministry of Justice that specifically addresses the problem of slave labor.⁹⁰ In 2013, 16 anti-trafficking offices were in operation and media campaigns were used to educate the public about trafficking warning signs. A national anti-trafficking plan was launched in 2013 and USD 2.9 million was dedicated to the implementation of the plan by 2014.⁹¹

In 2011, the state of Sao Paulo created a Commission for the Eradication of Forced Labor. The group, also known as Coetrae, is tasked with evaluating and tracking cases of forced labor, monitoring compliance with forced labor laws, conducting research, and coordinating with the Secretariat of Justice and NGOs on combatting forced labor.⁹² In addition, the government has created a National Pact for the Elimination of Slavery, which brings the government, the ILO, NGOs, and companies together to combat forced labor. Over 130 companies have signed on, including large companies such as Wal-Mart Brazil, thereby committing not to buy products derived from forced labor.⁹³

⁸⁹ U.S. Department of Agriculture. *Beef and Veal: Annual and Cumulative Year-to-Date US Trade*. July 3, 2013. [http://www.ers.usda.gov/datafiles/Livestock_Meat_International_Trade_Data/Annual_and_Cumulative_Year to Date_US_Livestock_and_Meat_Trade_by_Country/BeefVeal_Yearly.pdf](http://www.ers.usda.gov/datafiles/Livestock_Meat_International_Trade_Data/Annual_and_Cumulative_Year_to_Date_US_Livestock_and_Meat_Trade_by_Country/BeefVeal_Yearly.pdf)

⁹⁰ Reporter Brasil. Signatários do Pacto Nacional pela Erradicação do Trabalho Escravo. <http://www.reporterbrasil.org.br/pacto/signatarios>

UN Department of Economic and Social Affairs. *UN Comtrade Database*. 2012. <http://comtrade.un.org/data/>

⁹¹ U.S. Department of State. *Trafficking in Persons Report*. 2014. <http://www.state.gov/j/tip/rls/tiprpt/2014/226649.htm>

⁹² U.S. Department of State. Bureau of Democracy, Human Rights, and Labor. *2011 Country Reports on Human Rights Practices - Brazil*. <http://www.state.gov/g/drl/rls/hrrpt/2010/wha/154496.htm>.

U.S. Department of State. Bureau of Democracy, Human Rights, and Labor. *2009 Country Reports on Human Rights Practices*. <http://www.state.gov/g/drl/rls/hrrpt/>.

U.S. Department of State. Bureau of Democracy, Human Rights and Labor. *Country Reports on Human Rights Practices 2014*. <http://www.state.gov/j/drl/rls/hrrpt/humanrightsreport/index.htm#wrapper>

⁹³ Reporter Brasil. Signatários do Pacto Nacional pela Erradicação do Trabalho Escravo. <http://www.reporterbrasil.org.br/pacto/signatarios>

In November 2003, the Minister of National Integration signed a decree containing a list of 52 individuals and entities that use or have used slave labor. The individuals and entities on the biannually updated “dirty” list are barred from receiving national subsidies or tax exemptions and from engaging in financial arrangements with a number of public financial institutions. The Bank of Brazil denies financing to landowners who employ slave labor and the Ministry of National Integration recommended that private sector lenders deny them financing as well.⁹⁴ By the end of 2013, there were 380 companies on the list.⁹⁵ Large-scale national and international companies have been blacklisted, including a major apparel brand that was ordered to pay court fees and indemnities and whose appeal to be removed from the list was denied after one of its supplier factories subjected workers to forced labor.⁹⁶ However, some companies on the government’s list avoided sanctions by creating new companies, according to the U.S. Department of State.⁹⁷

Where can I learn more?

[Watch](#) a video from Al Jazeera on the environmental effects of Brazilian cattle ranching.

⁹⁴ U.S. Department of State. Bureau of Democracy, Human Rights, and Labor. *2011 Country Reports on Human Rights Practices - Brazil*. <http://www.state.gov/g/drl/rls/hrrpt/2010/wha/154496.htm>.

U.S. Department of State. Bureau of Democracy, Human Rights, and Labor. *2009 Country Reports on Human Rights Practices*. <http://www.state.gov/g/drl/rls/hrrpt/>.

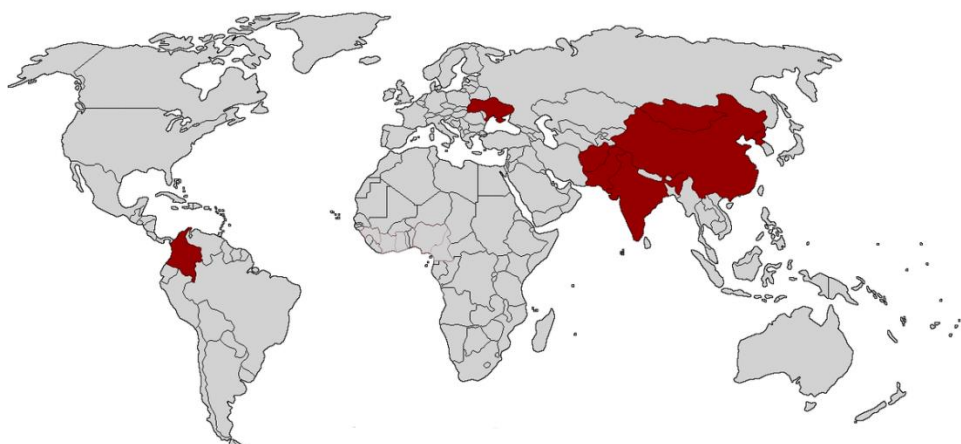
U.S. Department of State. Bureau of Democracy, Human Rights and Labor. *Country Reports on Human Rights Practices 2014*. <http://www.state.gov/j/drl/rls/hrrpt/humanrightsreport/index.htm#wrapper>

⁹⁵ Bertrand, Natasha. Business Insider. “How Brazil Shames Companies that Enslave People. November 26, 2014. <http://www.businessinsider.com/how-brazil-shames-companies-that-enslave-people-2014-11>

⁹⁶ Cruza, Elaine Patricia. Agencia Brazil. “Court rejects Zara's appeal over slavery notification.” April 16, 2014. <http://agenciabrasil.ebc.com.br/en/geral/noticia/2014-04/court-rejects-zaras-appeal-over-slavery-notification>

⁹⁷ U.S. Department of State. Bureau of Democracy, Human Rights and Labor. *Country Reports on Human Rights Practices 2014*. <http://www.state.gov/j/drl/rls/hrrpt/humanrightsreport/index.htm#wrapper>

Charcoal



Charcoal is reportedly produced with forced labor (FL) and/or child labor (CL) in the following countries:	Top ten countries that export charcoal worldwide (UN Comtrade 2012):	Top ten countries from which the US imports charcoal (UN Comtrade 2012):
Argentina (FL) Brazil (FL, CL) Uganda (CL)	1. South Africa 2. Indonesia 3. Paraguay 4. Poland 5. Argentina 6. Namibia 7. Ukraine 8. Mexico 9. Nigeria 10. Philippines	1. Mexico 2. Argentina 3. Dominican Republic 4. Paraguay 5. China 6. Colombia 7. Indonesia 8. El Salvador 9. Netherlands 10. Brazil

Where is charcoal reportedly produced with trafficking and/or child labor?

According to the U.S. Department of State 2015 *Trafficking in Persons* report, charcoal is produced with forced labor or forced child labor in Argentina and Brazil.⁹⁸

The U.S. Department of Labor 2014 *List of Goods Produced by Child Labor or Forced Labor* reports that charcoal is produced with forced labor in Brazil and with child labor in Brazil and Uganda.⁹⁹

Argentina, Brazil, and Uganda are listed as Tier 2 countries by the 2015 U.S. Department of State *Trafficking in Persons* Report.¹⁰⁰

⁹⁸ U.S. Department of State. *Trafficking in Persons Report*. 2015. <http://www.state.gov/documents/organization/245365.pdf>

⁹⁹ U.S. Department of Labor. *2014 List of Goods Produced by Child Labor or Forced Labor*. 2014. http://www.dol.gov/ilab/reports/pdf/TVPPRA_Report2014.pdf

¹⁰⁰ U.S. Department of State. *Trafficking in Persons Report*. 2015. <http://www.state.gov/documents/organization/245365.pdf>

What does trafficking and/or child labor in charcoal production look like?

Labor trafficking in charcoal follows a similar pattern to many agricultural goods in Brazil. Entire families are recruited by brokers to work in the charcoal industry. The sites are usually geographically isolated and are sometimes guarded. Families are far from schools, hospitals, and food and supply stores so they buy everything from the company stores where the inflated prices encourage further debt. Workers are often severely underpaid. The workers are thus prevented from ever raising enough money to return home.¹⁰¹

Charcoal Production and Supply Chain:

Typically, eucalyptus or other wood is grown on plantations and the timber is then brought to subcontractors, who burn the wood to make charcoal. Harvesting timber from protected areas, which contributes to the deforestation of the Amazon and Africa, is often illegal. In the North Kivu Province in the Republic of Congo, armed rebel groups control charcoal production.

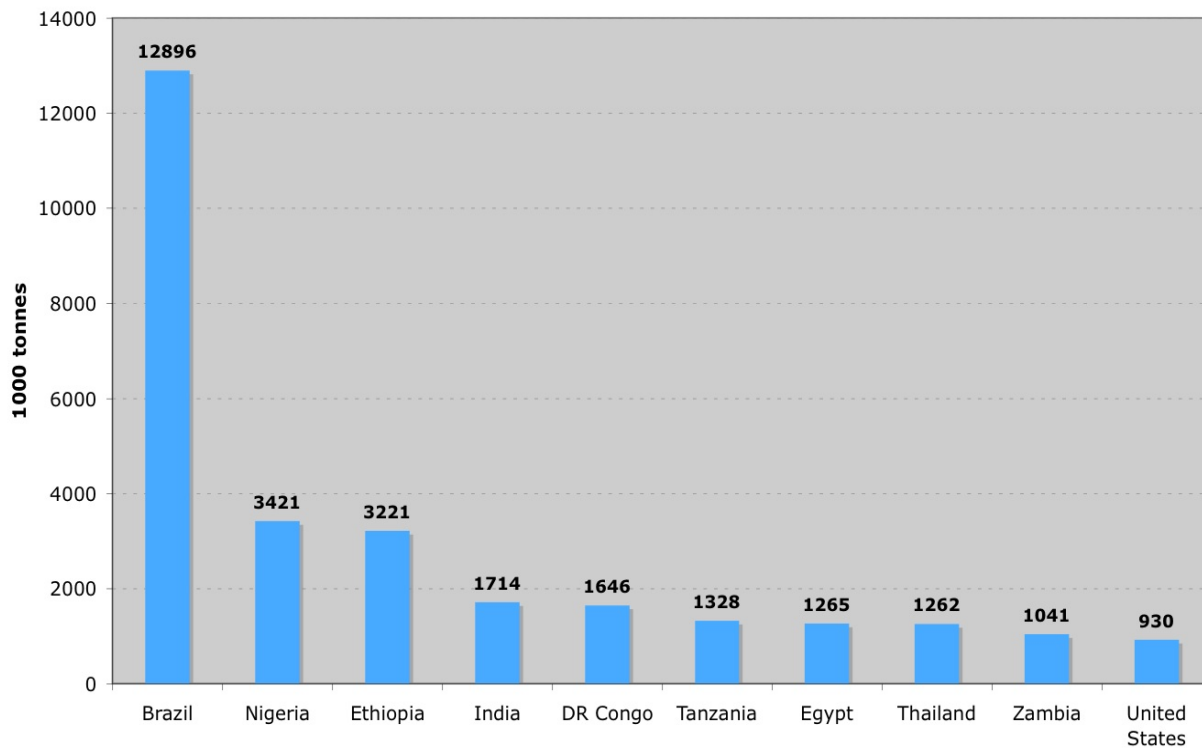
Brazil produces the most charcoal in the world. Forty-seven percent of the charcoal produced in Latin America and the Caribbean in 2009 was produced in Brazil. Two million tons of wood charcoal exports, or 4 percent of global production, came out of Brazil in 2009.¹⁰² According to the ILO, the majority of Brazilian pig iron derived from charcoal is exported to the United States. Charcoal used for fuel rarely enters the international supply chain.¹⁰³

¹⁰¹ Smith, Michael; Voreacos, David. Bloomberg News. "Slaves in Amazon Forced to Make Material Used in Cars." <http://www.bloomberg.com/apps/news?pid=newsarchive&sid=a4j1VKZq34TM>

¹⁰² Steierer, Florian. *Highlights on Wood Charcoal: 2004-2009*. Food and Agriculture Organization of the United Nations (FAO), Forestry Department. January 12, 2011. http://faostat.fao.org/Portals/_Faostat/documents/pdf/Wood%20charcoal.pdf

¹⁰³ International Labor Organization (ILO). *Combating Forced Labor: A Handbook for Employers and Business: Good Practice Case Studies*. 2008. http://www.ilo.org/wcmsp5/groups/public/---ed_norm/---declaration/documents/instructionalmaterial/wcms_099629.pdf

Top Ten Countries by Wood Charcoal Production, 2004
 ©2009 "Ranking America" (<http://rankingamerica.wordpress.com>)



Data from FAOStat
<http://faostat.fao.org/site/339/default.aspx>

How do trafficking and/or child labor in charcoal production affect me?



Charcoal can either be used domestically as a fuel or as a crucial ingredient in pig iron, itself an ingredient in steel used primarily in auto manufacturing.

Examples of what governments, corporations, and others are doing:

Charcoal production accounts for some 12 percent of the companies on Brazil's "dirty list," a list of companies found to be using forced labor published annually by the government.¹⁰⁴ According to the U.S.

¹⁰⁴ Costa, Patrícia Trindade Maranhão. *Fighting Forced Labor: The Example of Brazil*. International Labor Organization. 2009. http://www.ilo.org/wcmsp5/groups/public/---ed_norm/---declaration/documents/publication/wcms_111297.pdf

Department of Labor's report, *2012 List of Goods Produced by Child Labor or Forced Labor*, the Government of Brazil has "taken an exemplary approach to the elimination of child and forced labor, including forced child labor, through both broad policy measures and targeted actions in specific industries, including charcoal production."

Because charcoal has been linked to the production of pig iron, which is used in automobile supply chains, industry groups have acted against labor trafficking in charcoal. In Brazil, the Citizen's Charcoal Initiative (ICC) established a membership process that requires participants to follow a code of conduct, to participate in audits, and to refrain from doing business with any company whose membership was revoked.¹⁰⁵

In the United States, the auto industry, which is a large buyer of Brazilian pig iron, formed the Automotive Industry Action Group (AIAG) and conducted a supplier training. Since the issue initially came to global attention, a number of companies have dropped suppliers known to have sourced charcoal made with forced labor. For example, Ford and Kohler stopped purchasing from National Mineral Trading, and, beginning in 2010, Nucor steel company requires its suppliers to join the ICC.¹⁰⁶

How can I learn more?

[Visit](#) the website of the NGO Repórter Brasil (Portuguese).

[Read](#) an ILO case study on addressing labor trafficking in the charcoal sector.

¹⁰⁵ International Labor Organization (ILO). *Combating Forced Labor: A Handbook for Employers and Business: Good Practice Case Studies*. 2008. http://www.ilo.org/wcmsp5/groups/public/---ed_norm/---declaration/documents/instructionalmaterial/wcms_099629.pdf

¹⁰⁶ Murningham Post. "Pig Iron and Modern Slavery." August 12, 2010. <http://murninghampost.com/2010/08/12/pig-iron-and-modern-slavery/>

Smith, Michael and David Voreacos. "Brazil: Enslaved Workers Make Charcoal Used to Make Basic Steel Ingredient." *Seattle Times*. January 21, 2007. <http://www.corpwatch.org/article.php?id=14328>

Citrus



Citrus fruits are reportedly produced with forced labor (FL) and/or child labor (CL) in the following countries:

Top ten countries that export citrus fruits worldwide (UN Comtrade 2012):

Top ten countries from which the US imports citrus fruits (UN Comtrade 2012):

Belize (CL)
Turkey (CL)
United States (FL, CL)¹⁰⁷

1. Spain
2. South Africa
3. Turkey
4. China
5. United States
6. Mexico
7. Egypt
8. Netherlands
9. Morocco
10. Argentina

1. Mexico
2. Chile
3. Spain
4. South Africa
5. Peru
6. Morocco
7. Australia
8. Guatemala
9. Dominican Republic
10. Israel

Where are citrus fruits reportedly produced with trafficking and/or child labor?

According to the 2014 U.S. Department of Labor *List of Goods Produced by Child Labor or Forced Labor report*, child labor is found in the production of citrus fruits in Belize and Turkey. Belize is cited as a Tier 3 Watch List country by the U.S. Department of State *Trafficking in Persons Report*, while Turkey is listed as a Tier 2 country.¹⁰⁸ Cases of forced labor have been identified in the U.S., tied to predatory third-party labor providers.¹⁰⁹ Children working in citrus in the U.S. have also been identified,

¹⁰⁷ Evidence of children working in the U.S. citrus sector is anecdotal, and the scope is unknown. Human Rights Watch. *Fields of Peril*. May 2010. <https://www.hrw.org/report/2010/05/05/fields-peril/child-labor-us-agriculture>
Coalition of Immokalee Workers. *Florida Slavery: Yesterday and Today*. <http://www.ciw-online.org/images/slavery%20brief%20final%20photos.pdf>

¹⁰⁸ U.S. Department of State. *Trafficking in Persons Report*. 2015. <http://www.state.gov/documents/organization/245365.pdf>

¹⁰⁹ Coalition of Immokalee Workers. *Florida Slavery: Yesterday and Today*. <http://www.ciw-online.org/images/slavery%20brief%20final%20photos.pdf>

Verité® | www.verite.org | +1.413.253.9227

Copyright © 2016 [Verité®]. All Rights Reserved.

as children work in a variety of U.S. crops, although the scope and scale of the children working in citrus specifically has not been identified.¹¹⁰

What does trafficking and/or child labor in citrus fruit production look like?

In Belize, children in rural areas work in citrus production either after school or during their time off from school.¹¹¹ Children work during harvest seasons to supplement family income. Boys generally work in the fields, and girls take care of younger siblings or they cook.¹¹² During harvest season, many farmers contract out work, and hired workers may be accompanied by their children.¹¹³

Work in citrus production has some specific hazards: work is often conducted at high heights on top of ladders; workers may also carry heavy bags and are at risk for musculoskeletal disorders.¹¹⁴

Citrus Production and Supply Chain:

Citrus production involves four steps: selecting a favorable rootstock to plant citrus trees, planting the tree on suitable soil, watering and fertilizing the trees, and protecting the trees from disease and weather. Sometimes companies will contract out the harvesting of the fruits to individuals. These individuals may then sub-contract out harvesting work, leaving the company with little visibility into the harvesting process.¹¹⁵

Within the fresh fruit market, exported fruits usually pass through the packing house for washing, sorting, grading, and packing. The fruits are then sent off to the wholesale market where they are sold to consumers.¹¹⁶

How do trafficking and/or child labor in citrus fruit production affect me?



The United States is one of the largest consumers of citrus fruits, oranges in particular.¹¹⁷

¹¹⁰ Human Rights Watch. *Fields of Peril*. May 2010. <https://www.hrw.org/report/2010/05/05/fields-peril/child-labor-us-agriculture>

¹¹¹ International Trade Union Confederation (ITUC). *Internationally Recognized Core Labor Standards in Belize*. Report for the WTO General Council Review of the Trade Policies of Belize. Geneva. November 5, 2010. http://www.ituc-csi.org/IMG/pdf/Belize_final.pdf

¹¹² International Labor Organization (ILO). *Child Labor in Belize: A Qualitative Study*. 2003. http://www.ilo.org/ipec/Informationresources/WCMS_IPEC_PUB_296/lang--en/index.htm

¹¹³ International Labor Organization (ILO). *Child Labor in Belize: A Qualitative Study*. 2003. http://www.ilo.org/ipec/Informationresources/WCMS_IPEC_PUB_296/lang--en/index.htm

¹¹⁴ Western Farms Press. "Safety Tips for a Good Citrus Harvest." 2003. <http://westernfarmpress.com/safety-tips-given-good-citrus-harvest>

¹¹⁵ United Nations Conference on Trade and Development (UNCTAD). *Citrus Fruit*. 2009. UNCTAD.org

¹¹⁶ United Nations Conference on Trade and Development (UNCTAD). *Citrus Fruit*. 2009. UNCTAD.org

¹¹⁷ Boriss, Haley. *Citrus*. Agricultural Resources Marketing Center. http://www.agmrc.org/commodities__products/fruits/citrus/citrus-profile/

The United States is the top importer of citrus products from Belize. In the 2007/2008 season alone, the United States bought USD 24 million worth of citrus from Belize. Other popular purchasers include Japan and the EU.¹¹⁸

Examples of what are governments, corporations, and others doing:

In an effort to prevent children from missing school in order to engage in agricultural work, the Turkish government raised the age of compulsory education to 17 in 2012. The government increased the number of labor inspectors in the country by 141 and also launched new programs to address the issue of child labor.¹¹⁹ In Belize, there was an awareness raising campaign conducted by the Ministry of Labor and the Department of Human Services in 2011 in order to deter child labor in citrus production. The Belize government also created a 10 year National Plan of Action for Children and Adolescents starting in 2010.¹²⁰

Where can I learn more?

[Read](#) an in-depth qualitative study on child labor in Belize.

[Watch](#) a video child labor in agriculture in Brazil.

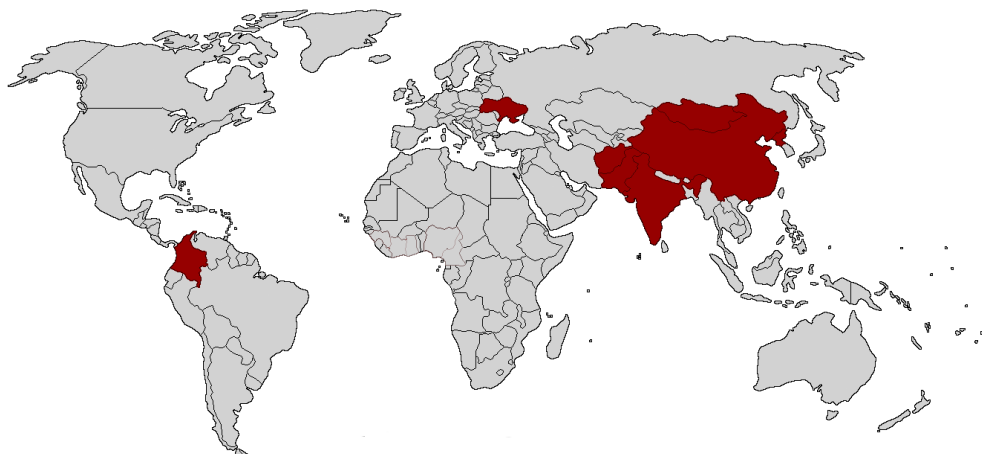
¹¹⁸ United Nations Conference on Trade and Development (UNCTAD). *Citrus Fruit*. 2009. UNCTAD.org

¹¹⁹ U.S. Department of Labor. *Turkey*. 2012

<http://www.dol.gov/ilab/programs/ocft/2012TDA/turkey.pdf>

¹²⁰ International Trade Union Confederation (ITUC). *Internationally Recognized Core Labor Standards in Belize*. Report for the WTO General Council Review of the Trade Policies of Belize. Geneva. November 5, 2010. http://www.ituc-csi.org/IMG/pdf/Belize_final.pdf

Coal



Coal is reportedly produced with forced labor (FL) and/or child labor (CL) in the following countries:

Top ten countries that export coal worldwide (UN Comtrade 2012):

Top ten countries from which the US imports coal (UN Comtrade 2012):

Afghanistan (CL)
China (FL)
Colombia (CL)
India (FL)
Mongolia (CL)
North Korea (FL)
Pakistan (FL, CL)
Ukraine (CL)

1. Indonesia
2. Australia
3. Russia
4. United States
5. South Africa
6. Colombia
7. Kazakhstan
8. Vietnam
9. Netherlands
10. China

1. Colombia
2. Canada
3. Indonesia
4. Venezuela
5. Ukraine
6. China
7. Russia
8. New Zealand
9. Mexico
10. Japan

Where is coal reportedly produced with trafficking and/or child labor?

According to the 2015 U.S. Department of State *Trafficking in Persons Report*, coal is produced with forced labor or forced child labor in China and India.¹²¹

The 2014 U.S. Department of Labor *List of Goods Produced by Child Labor or Forced Labor*, reports that coal is produced with forced labor in China, North Korea, and Pakistan, and with child labor in Afghanistan, Colombia, Mongolia, Pakistan, and Ukraine.¹²²

¹²¹ U.S. Department of State. *Trafficking in Persons Report*. 2015.
<http://www.state.gov/j/tip/rls/tiprpt/2015/index.htm>

¹²² U.S. Department of Labor. 2014 *List of Goods Produced by Child Labor or Forced Labor*. 2014
http://www.dol.gov/ilab/reports/pdf/TVPPRA_Report2014.pdf

Afghanistan, Colombia, India and Mongolia are listed by the U.S. Department of State as Tier 2 countries in the 2015 *Trafficking in Persons Report*. Pakistan, Ukraine and China are listed as Tier 2 Watch List countries. North Korea is listed as a Tier 3 country.¹²³

What does trafficking and/or child labor in coal look like?

In China, prisoners are forced to work in coal mines for “re-education.” Prisoners working in the coal mines have reported that their earnings are confiscated, they work over 12 hours per day, and they face extreme occupational hazards.¹²⁴ In 2006, coal mining accidents claimed the lives of 4,746 mine workers, an average of roughly 13 workers per day. Furthermore, 45 percent of industrial accidents in China occur in the coal mining industry, though it makes up only 4 percent of the Chinese work force.¹²⁵

Debt bondage is reportedly found in coal mining in Pakistan. Many coal miners in Pakistan are poor migrants who are recruited via labor brokers. The labor brokers are engaged by mine owners and pay workers in advance, thus indebting them. Workers are required to pay back their advance via deductions and cannot leave until the advance is paid off. Indebtedness may be passed down to a worker’s children.¹²⁶

Children engaged in coal mining in Colombia are reportedly exposed to toxic gases, explosives and dangerous chemicals, and they work long hours. They work breaking rocks, digging with picks or their bare hands, removing water from mines, and lifting heavy loads.¹²⁷

¹²³ U.S. Department of State. *Trafficking in Persons Report*. 2015.

<http://www.state.gov/j/tip/rls/tiprpt/2015/index.htm>

¹²⁴ Radio Free Asia. “Former Prisoners Describe Forced Labor in Chinas Coal Mines.” July 10, 2004.

http://www.rfa.org/english/news/social/china_inmates-20041007.html

¹²⁵ Mehmood, Amber. *Chinese coal mines—the industrial death trap*. The Aga Khan University. September 2009.

http://ecommons.aku.edu/cgi/viewcontent.cgi?article=1006&context=pakistan_fhs_mc_emerg_med.

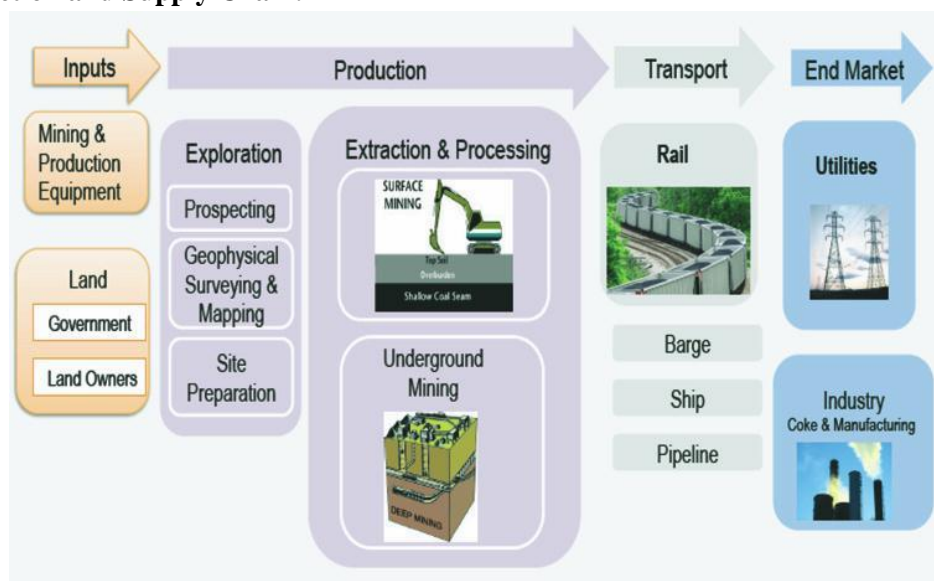
¹²⁶ International Labor Organization. *A Rapid Assessment of Bonded Labor in Pakistan’s Mining Sector*. 2004.

http://www.ilo.org/wcmsp5/groups/public/---ed_norm/---declaration/documents/publication/wcms_082032.pdf

¹²⁷ U.S. Department of Labor. *Technical Cooperation Project Summary*.

http://www.dol.gov/ilab/projects/summaries/Colombia_CL.pdf

Coal Production and Supply Chain:



Source: Coal News. *The Future of Coal: A View from Washington to the Fall Meeting of the West Virginia Coal Mining Institute.*

<http://www.coalnews.net/papers/February2013/HTML/index.html#/10/zoomed>

Coal can be mined through two processes: surface mining and underground mining. Surface mining is used when coal is near the surface. Underground mining is generally more common than surface mining, and it is more hazardous because workers are required to work underground.¹²⁸

Approximately 85 percent of global coal is used in the country where deposits are mined.¹²⁹ However, coal from mines with low production costs and favorable locations near to sea ports can be delivered competitively to overseas consumers with low natural energy resources.

How do trafficking and/or child labor in coal production affect me?



Coal is primarily used as a fuel source and for electricity generation. It is also used in steel production and cement manufacturing. Global coal consumption has increased rapidly over the past 15 years, and China, the United States, India, Russia, and Japan collectively use over 75 percent of the world's coal.¹³⁰

¹²⁸ World Coal. *Coal Mining*. <http://www.worldcoal.org/coal/coal-mining/>.

¹²⁹ Better Coal. *Terms of Reference for Developing a Code for Responsible Coal Mining*. <http://bettercoal.org/docs/terms-of-reference.pdf>

¹³⁰ World Coal Association. *Uses of Coal*. <http://www.worldcoal.org/coal/uses-of-coal/>

Of the top ten coal exporting countries to the United States, three (Columbia, Ukraine, and China) produce coal with forced or child labor.¹³¹

Examples of what governments, corporations, and others are doing:

Bettercoal, a multi-company initiative, has developed the Bettercoal Code, which establishes voluntary standards for social and environmental responsibility in coal mining. The standards can be used as the basis for self-assessments and third-party verification.¹³²

Where can I learn more?

[Read](#) this account of a coal mine collapse in Afghanistan.

¹³¹ Wodopia, F. J. *Global Energy and Policy Coal*. UNCTAD. March 2013.

http://unctad.org/meetings/en/Presentation/SUC_MYEM2013_20032013_F%20J%20%20WOPODIA.pdf.

¹³² Better Coal. *Terms of Reference for Developing a Code for Responsible Coal Mining*. <http://bettercoal.org/docs/terms-of-reference.pdf>

Cocoa



Cocoa is reportedly produced with forced labor (FL) and/or child labor (CL) in the following countries:	Top ten countries that produce cocoa worldwide (FAOSTAT 2012):	Top ten countries that export cocoa worldwide (UN Comtrade 2012):	Top ten countries from which the US imports cocoa (UN Comtrade 2012):
Cameroon (FL, CL)	1. Côte d'Ivoire	1. Germany	1. Canada
Côte d'Ivoire (FL, CL)	2. Indonesia	2. Netherlands	2. Côte d'Ivoire
Ghana (CL)	3. Ghana	3. Nigeria	3. Mexico
Guinea (CL)	4. Nigeria	4. Côte d'Ivoire	4. Netherlands
Nigeria (FL, CL)	5. Cameroon	5. Belgium	5. Germany
Congo, Republic of the (FL, CL)	6. Brazil	6. France	6. Ghana
Sierra Leone (CL)	7. Ecuador	7. Ghana	7. Indonesia
Togo (CL)	8. Mexico	8. United States	8. Malaysia
	9. Dominican Republic	9. Italy	9. Ecuador
	10. Peru	10. Malaysia	10. Belgium

Where is cocoa reportedly produced with trafficking and/or child labor?

According to the U.S. Department of State 2015 *Trafficking in Persons Report*, cocoa is listed as being produced with forced labor or forced child labor in Cameroon, Republic of the Congo, Côte d'Ivoire (CDI), Ghana, and Togo.¹³³

According to the U.S. Department of Labor *List of Goods Produced by Child Labor or Forced Labor*, cocoa is produced with forced labor in CDI, Nigeria, and Togo, and with child labor in Cameroon, CDI, Ghana, Guinea, Nigeria, and Sierra Leone.¹³⁴

¹³³ U.S. Department of State. *Trafficking in Persons Report*. 2015. <http://www.state.gov/documents/organization/245365.pdf>

¹³⁴ U.S. Department of Labor. 2014 *List of Goods Produced by Child Labor or Forced Labor*. . http://www.dol.gov/ilab/reports/pdf/TVPRR_Report2014.pdf

Côte d'Ivoire, Cameroon, Nigeria, Sierra Leone, and Togo are listed as Tier 2 countries by the U.S. Department of State 2015 *Trafficking in Persons Report*. Guinea, Ghana and Republic of the Congo, are listed as Tier 2 Watch List countries.¹³⁵

What does trafficking and/or child labor in cocoa production look like?

In CDI, victims of trafficking, most commonly boys and young teenagers, are from the neighboring countries of Burkina Faso and Mali. In a study of formerly trafficked cocoa workers, Tulane University found that these boys had been promised work by recruiters, but upon their arrival at the cocoa farms, were subjected to unsafe work, possibly abused, and not paid. Other juveniles migrate voluntarily to seek livelihood opportunities or to assist extended family members.¹³⁶

The same conditions are reportedly present, though to a lesser extent, in Nigeria. However, because Nigeria is not as large a producer of cocoa as CDI, labor conditions have not been studied to the same extent.

Child labor occurs in cocoa production as well. Children often work alongside their relatives on small family farms and many are employed outside of their immediate family. Some of this labor is “kinship” or foster labor, that is, children living and working with extended family members within well-established kinship networks.¹³⁷ Some of this work may involve migration, but this phenomenon is generally distinct from human trafficking. According to a recent report commissioned by the U.S. government, 1.8 million children in West Africa are involved in growing cocoa, 800,000 of which are estimated to be in CDI. Children in these situations are exposed to pesticides and are often injured by machetes used in harvesting.¹³⁸ They are also vulnerable to musculoskeletal disorders, eye injuries, skin rashes, and coughing. They often lack access to protective equipment.¹³⁹

A 2015 report published by Tulane University compared the 2008 – 2009 cocoa harvest cycle to the 2013 – 2014 harvest cycle in terms of active child labor in both CDI and Ghana. The report found that child labor in Ghana decreased by 6 percent between the two harvest cycles, lowering from 0.93 million children in 2008/29 to 0.88 million children in 2013 - 2014.¹⁴⁰ The report found that in CDI, child labor increased by 46 percent between the two harvest cycles, rising from 0.79 million children in 2008 - 2009 to 1.15 million children in 2013 - 2014. Positively, the report noted that the percentage children working in cocoa plantations attending school increased from 91 percent in 2008- 2009 to 96 percent in 2013 - 2014. There was a decrease in some forms of hazardous activity across both Côte d'Ivoire and Ghana, land clearing decreased by 29 percent across both countries. However, there were more instances of

¹³⁵ U.S. Department of State. *Trafficking in Persons Report*. 2015. <http://www.state.gov/documents/organization/245365.pdf>

¹³⁶ Tulane University Payson Center for International Development and Technology Transfer. *Forth Annual Report: Oversight of Public and Private Initiatives to Eliminate the Worst Forms of Child Labor in the Cocoa Sector in Côte D'Ivoire and Ghana*. September 30, 2010. <http://www.childlabor-payson.org/Final%20Fourth%20Annual%20Report.pdf>

¹³⁷ Boas, Morten and Anne Huser. *Child Labor and Cocoa Production in West Africa*. Fafo. 2006. <http://www.fafo.no/pub/rapp/522/522.pdf>

¹³⁸ Hawksley, Humphrey. “Ivory Coast Cocoa Farms Child Labor: Little Change.” *BBC News*. November 10, 2011. <http://www.bbc.co.uk/news/world-africa-15681986>

¹³⁹ Mull, Diane L and Steven R Kirkhorn. *Child Labor in Ghana Cocoa Production: Focus upon Agricultural Tasks, Ergonomic Exposures, and Associated Injuries and Illnesses*. Public Health Reports. December 2005.

¹⁴⁰ Tulane University. *2013/14 Survey Research on Child Labor in West African Cocoa Growing Areas*. July 15, 2015. http://www.childlaborcocoa.org/images/Payson_Reports/Tulane%20University%20-%20Survey%20Research%20on%20Child%20Labor%20in%20the%20Cocoa%20Sector%20-%2030%20July%202015.pdf
Verité® | www.verite.org | +1.413.253.9227

exposure to pesticides and other chemicals, which increased by 44 percent over the two reporting periods, although it is important to note that more children were likely participating in cocoa in part because cocoa production overall increased significantly.¹⁴¹

Boas and Huser note several reasons why cocoa production and school attendance in Ghana appear more compatible than in CDI. One reason is that in Ghana, farms tend to be so small that the labor for most of the crop cycle can be handled by the farmer himself, with children only assisting outside of school hours. Children are most likely to assist full-time during the peak production season, which is not lengthy enough to significantly interfere with schooling.¹⁴²

Case Study:

Cocoa and Conflict in CDI

In CDI, the cocoa trade helped fund both sides of the civil conflict between 2002 and 2007. In 2010, Human Rights Watch (HRW) published a report which verified the continued use of cocoa to fund rebel movements. HRW found that despite the official cessation of the civil war, cocoa and timber trade in Western CDI was being used to finance the Forces Nouvelles (an armed political coalition), primarily through transport “fees.”¹⁴³

Cocoa Production and Supply Chain:

According to the World Cocoa Foundation, between five and six million cocoa farmers exist worldwide and between 40 and 50 million people depend on cocoa for their livelihood.¹⁴⁴

Over 70 percent of cocoa is grown in the West African countries of CDI, Ghana, Nigeria, and Cameroon.¹⁴⁵ CDI alone represents 40 percent of global cocoa production. The majority of West African cocoa comes from small family farms under five acres in size. Cocoa farming families and communities face an increasing number of livelihood challenges including low yields, pests, and lack of access to farming inputs and credit. Like other communities in rural sub-Saharan Africa, cocoa farming communities often lack access to health care and educational opportunities (World Cocoa Foundation). Lack of educational resources can drive children into work in the cocoa sector.

Other major producers of cocoa are Indonesia, Brazil, Ecuador, Mexico, Dominican Republic, and Peru. Like in West Africa, the majority of these cocoa farms are small.

¹⁴¹ Tulane University. *2013/14 Survey Research on Child Labor in West African Cocoa Growing Areas*. July 15, 2015. http://www.childlaborcocoa.org/images/Payson_Reports/Tulane%20University%20-%20Survey%20Research%20on%20Child%20Labor%20in%20the%20Cocoa%20Sector%20-%2030%20July%202015.pdf
World Cocoa Foundation. *Reducing Child Labor is a Shared Responsibility*. July 30, 2015. <http://worldcocoafoundation.org/wp-content/uploads/FINAL-WCF-Press-Release-Response-2015-Tulane-Report-July-30.pdf>

¹⁴² Boas, Morten and Anne Huser. *Child Labor and Cocoa Production in West Africa*. Fafo. 2006. <http://www.fafo.no/pub/rapp/522/522.pdf>

¹⁴³ Human Rights Watch (HRW). *Lawlessness, Rape and Impunity in Western Côte D'Ivoire*. October 15, 2010. <http://www.hrw.org/en/by-issue/publications/95> [Accessed October 29, 2010].

¹⁴⁴ World Cocoa Federation. *Cocoa Market Update*. March 2012. <http://worldcocoafoundation.org/wp-content/uploads/Cocoa-Market-Update-as-of-3.20.2012.pdf>

¹⁴⁵ World Cocoa Federation. *About Cocoa*. <http://www.worldcocoafoundation.org/learn-about-cocoa/tree-to-table/how-chocolate-is-made.asp>

World Cocoa Foundation. *Our Approach*. <http://worldcocoafoundation.org/our-work/our-approach/>

Farmers harvest cocoa pods, often using machetes. The pods are opened and the beans are removed. After the beans ferment for several days, and the pulp melts away, the beans are spread out to dry in the sun. After the beans are dried, they're stored in sacks before being picked up by collectors or transporters. In CDI, the beans are collected by independent middlemen known as "pisteurs" or "traitants." In Ghana, the beans are purchased by the Ghana Cocoa Board (a government controlled institution that sets the price of beans). After processing, the beans are exported to the global market, where they are purchased by manufacturers.



Source: US Department of Labor. Bureau of International Labor Affairs. *Reducing Child Labor and Forced Labor. Cocoa Supply Chains (Côte d'Ivoire and Ghana)*

Most of the processing takes place in the United States or Europe, notably Germany, Switzerland, the Netherlands, Belgium and the United Kingdom. Though cocoa processing and trade is centralized, industry groups argue that tracing cocoa usage to the actual farms where cocoa is grown is not currently possible in many cases due to the high number of middlemen, which prevents industry groups from directly monitoring their suppliers.¹⁴⁶

How do trafficking and/or child labor in cocoa production affect me?

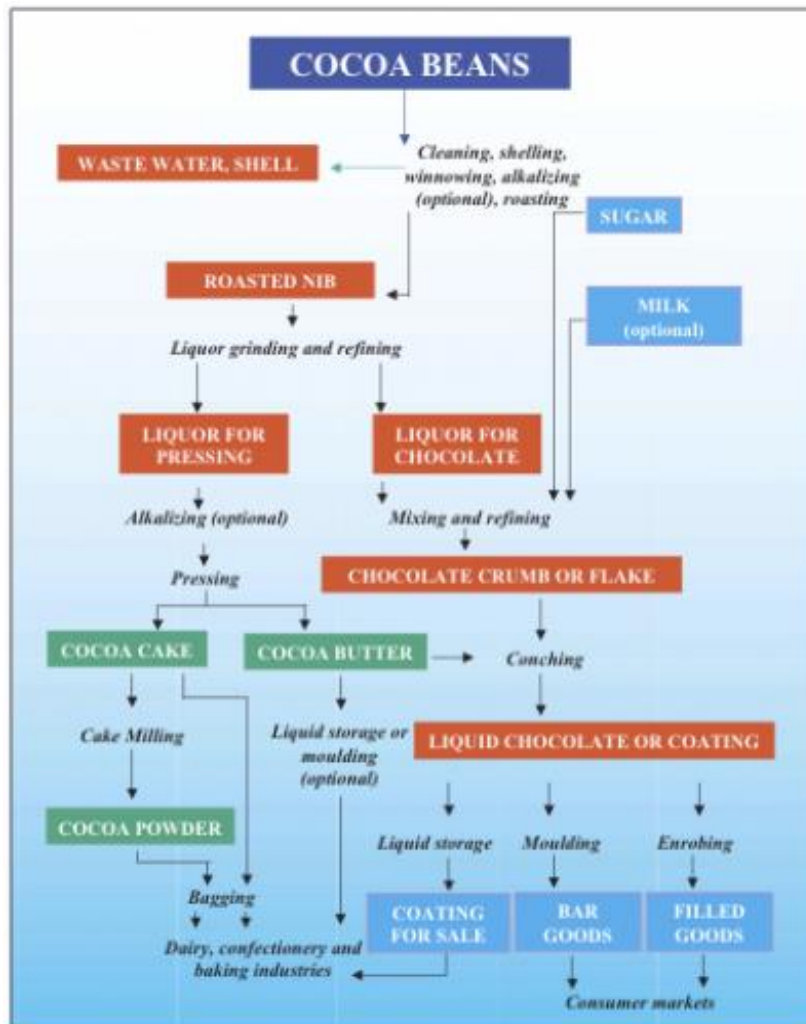


Cocoa is the key ingredient of chocolate but also an important element of many cosmetics and soaps, pharmaceutical products, and baked goods which feature cocoa butter.

Europe consumes nearly 50 percent of the world's chocolate, and the United States consumes approximately 25 percent.¹⁴⁷

¹⁴⁶ Hawksley, Humphrey. "Ivory Coast Cocoa Farms Child Labor: Little Change." *BBC News*. November 10, 2011. <http://www.bbc.co.uk/news/world-africa-15681986>

¹⁴⁷ CNN Freedom Project. "Who Consumes the Most Chocolate?" January 7, 2012. <http://thecnnfreedomproject.blogs.cnn.com/2012/01/17/who-consumes-the-most-chocolate/>



Source: United Nations Conference on Trade and Development.
2004 Commodity Atlas: Cocoa

Examples of what governments, corporations, and others are doing:

Due to high-profile advocacy from a number of organizations alleging the use of forced child labor in cocoa production, the confectionary industry and the Governments of Ghana, CDI, and the United States signed the Harkin-Engle Protocol committed to addressing child and forced labor in Ghana and CDI.¹⁴⁸ As part of this effort, the governments of Ghana and CDI successfully completed household surveys of child labor in the cocoa sector, the results of which were independently verified by third parties. Civil society, business, and government representatives oversaw this process through a multi-stakeholder body known as the International Cocoa Verification Board. An extension, known as the Joint Action Plan, was launched on September 13, 2010. The Action Plan commits a combined USD 17 million over ten years to

¹⁴⁸ U.S. Department of Labor. *A Story of Chocolate and Child Labor*. <https://blog.dol.gov/2015/07/30/a-story-of-chocolate-and-child-labor/>

build capacity in cocoa growing communities and to increase efforts to reduce the worst forms of child labor in cocoa production in Ghana and CDI by 70 percent by 2020.¹⁴⁹

The International Cocoa Initiative (ICI), established as part of efforts under the Harkin-Engle Protocol, organizes work on environmental and labor standards in the West African cocoa sector, including working with cocoa growing villages to design Community Action Plans for child labor prevention.¹⁵⁰

Some companies are undertaking their own initiatives. Nestle, working with the ICI has implemented a child labor prevention project that empowers village elders and other leaders to identify and report potential child labor via mobile technology.¹⁵¹

The World Cocoa Foundation, funded by cocoa industry members, seeks to improve livelihoods in cocoa farming communities and families worldwide.¹⁵² In May 2014, the WCF and cocoa companies established CocoaAction which works in consultation with the governments of Ghana and CDI to advance sustainability and improve livelihoods in a planned 1,200 cocoa growing communities.¹⁵³

Other cocoa related initiatives include a major investment by the Bill and Melinda Gates Foundation to build cocoa productivity and a new development by Helvetica which for the first time will seek to track cocoa beans from the rural farms where they are grown to the warehouses where processors make purchases.¹⁵⁴

In 2015, the U.S. Department of Labor committed USD 12 million in funding to combat child labor in cocoa growing regions in west Africa.¹⁵⁵

Cocoa and Fair Trade:

Cocoa is one of the principle products of the Fair Trade movement. A number of cooperatives, for example Kuapa Kokoo of Ghana, allow farmers to receive a premium for their cocoa, monitors the conditions under which cocoa is grown, and works to improve productivity.¹⁵⁶ Fair Trade cocoa has even begun to be included in confections by major companies, such as the Fair Trade Kit Kat by Nestlé. Despite gains, however, Fair Trade cocoa represents less than one percent of all cocoa sales.¹⁵⁷

¹⁴⁹ U.S. Department of Labor. *A Story of Chocolate and Child Labor*. <https://blog.dol.gov/2015/07/30/a-story-of-chocolate-and-child-labor/>

¹⁵⁰ International Cocoa Initiative. *About Us*. <http://www.cocoainitiative.org/en/about-us/about-us>

¹⁵¹ Nieburg, Oliver. "Ending unlawful child labor in cocoa: Nestlé approach can be the model, says ICI." April 2, 2015. <http://www.confectionerynews.com/Commodities/Nestle-cocoa-child-labor-prevention-system-review>

¹⁵² World Cocoa Foundation. *Our Approach*. <http://worldcocoafoundation.org/our-work/our-approach/>

¹⁵³ World Cocoa Foundation. *Reducing Child Labor is a Shared Responsibility*. July 30, 2015.

<http://worldcocoafoundation.org/wp-content/uploads/FINAL-WCF-Press-Release-Response-2015-Tulane-Report-July-30.pdf>

¹⁵⁴ German Society for Technical Cooperation (GTZ). "Bill & Melinda Gates Foundation, Partners Pledge \$90 Million to Boost Incomes of Small Farmers in Africa." 2009. <http://www.gtz.de/en/presse/25913.htm>

¹⁵⁵ U.S. Department of Labor. *A Story of Chocolate and Child Labor*. <https://blog.dol.gov/2015/07/30/a-story-of-chocolate-and-child-labor/>

¹⁵⁶ Fairtrade International. *Cocoa*. <http://www.fairtrade.net/cocoa.html>

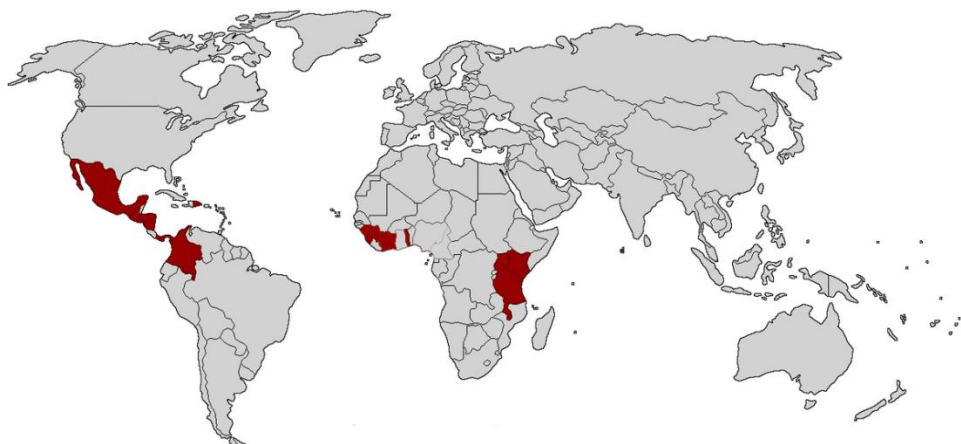
¹⁵⁷ International Cocoa Organization. *The Cocoa Sector*. <http://www.icco.org/about-cocoa/chocolate-industry.html>

Where can I learn more?

[Watch](#) a short video by the International Labor Organization (ILO) on child labor in Cameroon.

[Read](#) a manual by the ILO on best practices for reducing child labor in cocoa farms.

Coffee



Coffee is reportedly produced with forced labor (FL) and/or child labor (CL) in the following countries:	Top ten countries that produce coffee worldwide (FAOSTAT 2012):	Top ten countries that export coffee worldwide (UN Comtrade 2012):	Top ten countries from which the US imports coffee (UN Comtrade 2012):
Côte d'Ivoire (CDI) (FL, CL) Colombia (CL) Dominican Republic (CL) Guatemala (CL) Guinea (CL) Honduras (CL) El Salvador (CL) Kenya (CL) Malawi (FL, CL) Mexico (CL) Nicaragua (CL) Panama (CL) Sierra Leone (CL) Tanzania (CL) Togo (FL) Uganda (CL)	1. Brazil 2. Vietnam 3. Indonesia 4. Colombia 5. India 6. Peru 7. Honduras 8. Ethiopia 9. Guatemala 10. Mexico	1. Vietnam 2. Brazil 3. Germany 4. Indonesia 5. Colombia 6. Honduras 7. Peru 8. Belgium 9. Guatemala 10. India	1. Brazil 2. Vietnam 3. Colombia 4. Guatemala 5. Mexico 6. Indonesia 7. Honduras 8. Peru 9. Costa Rica 10. Nicaragua

Where is coffee reportedly produced with trafficking and/or child labor?

According to the 2015 U.S. Department of State *Trafficking in Persons Report*, coffee is produced with forced labor or forced child labor in Côte d'Ivoire, Malawi and Togo.¹⁵⁸

The U.S. Department of Labor *2014 List of Goods Made with Forced Labor and Child Labor*, reports that coffee is produced with forced labor in Côte D'Ivoire (CDI) and with child labor in Colombia, CDI,

¹⁵⁸ U.S. Department of State. *Trafficking in Persons Report*. 2015. <http://www.state.gov/documents/organization/245365.pdf>
Verité® / www.verite.org / +1.413.253.9227

the Dominican Republic, Guatemala, Guinea, Honduras, El Salvador, Kenya, Mexico, Nicaragua, Panama, Sierra Leone, Tanzania, and Uganda.¹⁵⁹

Verité research has identified indicators of forced labor in the Guatemalan coffee sector.¹⁶⁰

CDI, Colombia, the Dominican Republic, Honduras, El Salvador, Mexico, Panama, Nicaragua, Guatemala, Sierra Leone, Kenya, Malawi, Togo and Uganda are listed by the U.S. Department of State 2015 *Trafficking in Persons Report* as Tier 2 countries. Tanzania and Guinea are Tier 2 Watch List Countries.¹⁶¹

What does trafficking and/or child labor in coffee production look like?

Few large-scale studies have been carried out on human trafficking in the coffee sector; however, anecdotal reports confirm its existence. Some larger plantations, such as in Guatemala, may recruit workers via labor brokers, leaving workers vulnerable to debt and other indicators of forced labor.¹⁶² Smallholder coffee farms rely heavily on family labor and children are likely to work on family farms. On larger plantations, children may work alongside their parents either to supplement the family income, or to help parents meet their production quotas.¹⁶³ Children involved in coffee production take on a variety of tasks including picking and sorting berries, pruning trees, weeding, fertilizing, and transporting beans and other supplies. Work in coffee production leaves children vulnerable to: injuries from tools and equipment, hearing loss due to machinery, musculoskeletal injuries, respiratory illness, pesticide exposure, sun and heat exposure, snake and insect bites, long working hours, and withdrawal from school.¹⁶⁴

Case Study:

Research on Indicators of Forced Labor in the Supply Chain of Coffee in Guatemala

Verité conducted research in the coffee industry in Guatemala and found indicators of forced labor in coffee *fincas* among migrant workers, workers who live near the *fincas*, and workers who live on the *fincas* year-round. Researchers found that many workers are subject to physical confinement and abuse at the workplace. Although the workers are free to enter and leave the *fincas*, there are some restrictions on movement during working hours, and guards are present. Workers are subject to threats and verbal abuse, and many are fearful of their employers. Researchers also found indicators of induced indebtedness including the use of labor brokers, the confiscation of identification documents, and the absence of written contracts. According to the Guatemalan Labor Code, manual workers must be paid every fifteen days. However, in the Guatemalan coffee sector, workers are usually paid every month or at the end of

¹⁵⁹ U.S. Department of Labor. 2014 *List of Goods Produced by Child Labor or Forced Labor*. 2014. http://www.dol.gov/ilab/reports/pdf/TVPPRA_Report2014.pdf

¹⁶⁰ Verité. *Research on Indicators of Forced Labor in the Supply Chain of Coffee in Guatemala*. 2012. http://www.verite.org/sites/default/files/images/Research%20on%20Indicators%20of%20Forced%20Labor%20in%20the%20Guatemala%20Coffee%20Sector__9.16.pdf

¹⁶¹ U.S. Department of State. *Trafficking in Persons Report*. 2015. <http://www.state.gov/documents/organization/245365.pdf>

¹⁶² Verité. *Research on Indicators of Forced Labor in the Supply Chain of Coffee in Guatemala*. 2012. http://www.verite.org/sites/default/files/images/Research%20on%20Indicators%20of%20Forced%20Labor%20in%20the%20Guatemala%20Coffee%20Sector__9.16.pdf

¹⁶³ Global Exchange. *Coffee FAQ*. <http://www.globalexchange.org/fairtrade/coffee/faq#1>

¹⁶⁴ International Labor Organization (ILO). *Safety and Health Fact Sheet: Hazardous Child Labour in Agriculture: Coffee*. 2004.

the harvest, which encourages the workers to stay on the *fincas* until the harvest season is over. Some workers are threatened with a loss of employment, food, or future employment if they try to leave the *fincas* before the end of the harvest season or if they fail to harvest enough coffee. Workers are subject to hazardous working conditions, including the use of pesticides, without consistent medical care. Almost all of the *fincas* researched by Verité employed child laborers, some as young as five years-old. Children working in the coffee industry are forced to interrupt their education and are subject to dangerous working conditions.¹⁶⁵

Coffee Production and Supply Chain:

The majority of coffee is grown by smallholder farms. Coffee production provides a livelihood for over 25 million people worldwide.¹⁶⁶

Coffee plants bear fruit approximately three to four years after planting, and the fruit turns red when it is ready to be harvested. Harvesting the coffee bean is labor intensive. Beans are either “strip picked” or “selectively picked.” If beans are strip picked all beans are harvested at one time. When beans are selectively picked, only the ripe berries are picked. Picking selectively is more labor intensive, and often reserved for higher quality beans. There are one to two major harvests a year and pickers average approximately 100-200 pounds of coffee beans a day. Workers are normally paid by the weight of beans picked.¹⁶⁷

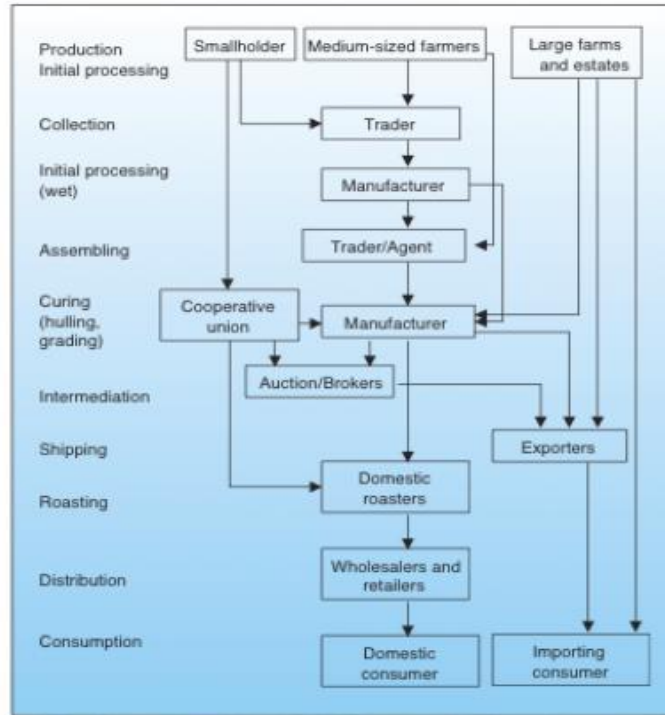
After coffee is harvested, the seeds are dried either by the sun or, on more mechanized plantations, by machine. Beans are then hulled, sorted, and graded for quality before being roasted. Labor trafficking may occur at all stages but it is most likely to occur in harvesting.

¹⁶⁵ Verité. *Research on Indicators of Forced Labor in the Supply Chain of Coffee in Guatemala*. 2012. http://www.verite.org/sites/default/files/images/Research%20on%20Indicators%20of%20Forced%20Labor%20in%20the%20Guatemala%20Coffee%20Sector__9.16.pdf

¹⁶⁶ Global Exchange. *Coffee FAQ*. <http://www.globalexchange.org/fairtrade/coffee/faq#1>

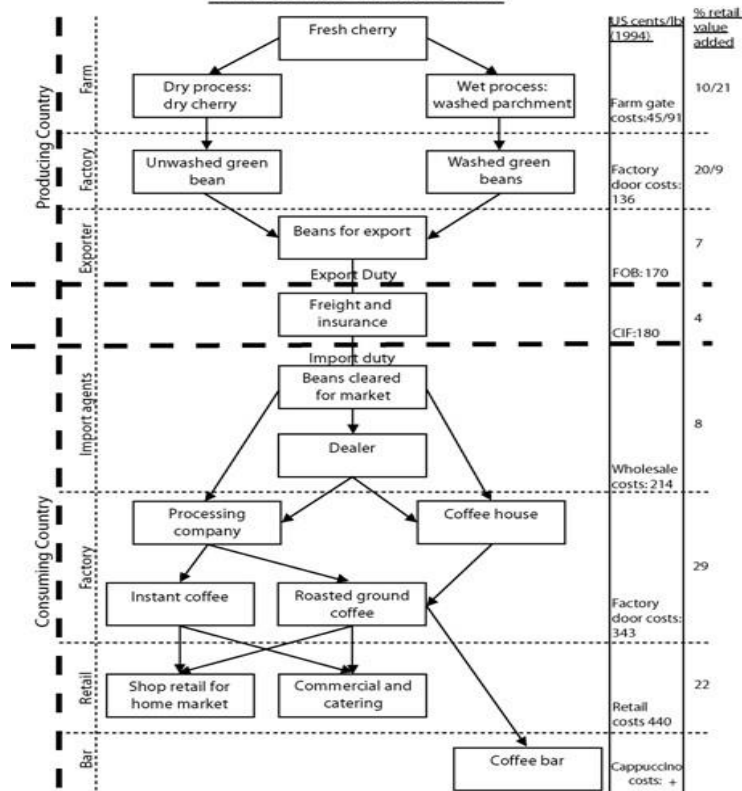
¹⁶⁷ National Coffee Association. *10 Steps to Coffee from Seed to Cup*. <http://www.ncausa.org/i4a/pages/index.cfm?pageid=69>

Coffee marketing chain



Source: De Graaff (1996); *The Economics of Coffee*.

The Coffee Value Chain



+ Costs variable but very high. Include: overheads, advertising, other products (i.e. milk), and the 'experience' of the coffee bar. (see breakdown of the price of a cup of coffee)

Coffee prices are set by the New York “C” contract market. Trading and speculation can lead to fluctuating prices. Changes in global supply also affect prices. Droughts or other supply chain disruptions – particularly in Brazil, the world’s largest producer – increase the price. Specialty coffee may be imported at a higher negotiated price, but according to Global Exchange, farmers often do not benefit from this premium, which provides a disincentive for increased quality in production.¹⁶⁸ Because coffee is a commodity, market volatility can put strong downward pressure on coffee farmers and plantations to decrease all input costs, including labor. When prices are particularly low, farmers sell their beans for less than the cost of production, leaving many coffee producing families far below the poverty line.¹⁶⁹

The largest coffee producing countries, in descending order, are Brazil, Vietnam, Indonesia, Colombia, India, Peru, Honduras, Ethiopia, Guatemala, and Mexico.¹⁷⁰

How do trafficking and/or child labor in coffee production affect me?



Coffee is one of the most commonly consumed beverages in the world. According to the United Nations Conference on Trade and Development (UNCTAD), coffee is the second most traded commodity worldwide after oil.¹⁷¹ The United States imports the most coffee from Brazil, Vietnam, Colombia, Guatemala, and Mexico.¹⁷²

Examples of what governments, corporations, and others are doing:

Fair Trade coffee has risen in popularity as a means of combating the wide variety of exploitative labor conditions in coffee harvesting. In 2000, the United States imported around 4.3 million pounds of Fair Trade Certified coffee. Ten years later, the amount increased to almost 109 million pounds. One of the root causes of forced and child labor in coffee is the low prices and lack of price stability for farmers. Farmers who participate in the Fair Trade program received, as of 2012, a USD 0.20 per pound premium on Fair Trade Coffee.¹⁷³ In return for this premium price, Fair Trade cooperatives agree to adhere to a number of labor standards, including the prohibition of forced and child labor. However, Verité has detected indicators of forced labor among temporary contract workers hired by Fair Trade cooperatives during the labor intensive harvest season, so it is imperative that compliance be monitored.

¹⁶⁸ Global Exchange. *Coffee FAQ*. <http://www.globalexchange.org/fairtrade/coffee/faq#1>

¹⁶⁹ International Labor Organization (ILO). *Safety and Health Fact Sheet: Hazardous Child Labour in Agriculture: Coffee*. 2004.

¹⁷⁰ UN Department of Economic and Social Affairs. *UN Comtrade Database*. 2012. <http://comtrade.un.org/data/>

¹⁷¹ UN Conference on Trade and Development. *Commodities Atlas: Coffee*. 2004.

http://www.unctad.org/en/docs/ditcom20041ch4_en.pdf

¹⁷² UN Department of Economic and Social Affairs. *UN Comtrade Database*. 2012. <http://comtrade.un.org/data/>

¹⁷³ Fair Trade USA. *Coffee*. <http://www.transfairusa.org/products-partners/coffee>

Where can I learn more?

[Read](#) a summary of the global coffee trade.

[Read](#) Verité's full report on force labor indicators in Guatemala's Coffee industry.

Coltan, Tungsten & Tin



Coltan, tungsten and tin are reportedly produced with forced labor (FL) and/or child labor (CL) in the following countries:

Top ten countries that export coltan, tungsten and tin worldwide (FAOSTAT 2012):

Top ten countries from which the US imports coltan, tungsten and tin (FAOSTAT 2012):

Coltan:

Democratic Republic of the Congo (DRC) (FL, CL)

Tungsten:

Democratic Republic of the Congo (DRC) (FL, CL)

Tin:

Democratic Republic of the Congo (DRC) (FL, CL)
Bolivia (CL)

Coltan: Not in database

Tungsten:

1. Russia
2. Canada
3. Bolivia
4. Rwanda
5. Portugal
6. Spain
7. Oman
8. South Korea
9. Belgium
10. Germany

Tin:

1. Australia
2. Bolivia
3. Rwanda
4. Brazil
5. United States
6. Singapore
7. Zimbabwe
8. Guyana
9. Nigeria
10. Other Asia (not elsewhere specified)

Coltan: Not in database

Tungsten:

1. Bolivia
2. Spain
3. Portugal
4. Canada
5. Peru
6. Brazil
7. Colombia
8. Thailand
9. Mongolia
10. United Kingdom

Tin: Not in database

Where are coltan, tungsten and tin reportedly produced with trafficking and/or child labor?

According to the U.S. Department of State 2015 *Trafficking in Persons Report*, coltan, tungsten and tin, three widely-used minerals, are all produced with forced labor and child labor in the Democratic Republic of the Congo (DRC).¹⁷⁴

The 2014 U.S. Department of Labor *List of Goods Produced by Child Labor or Forced Labor* also reports child labor and forced labor in coltan, tungsten and tin in the DRC, as well as child labor in tin mining in Bolivia.¹⁷⁵ The U.S. Department of State 2015 *Trafficking in Persons Report* lists the DRC and Bolivia as Tier 2 Watch List countries.¹⁷⁶

What does trafficking and/or child labor in coltan, tungsten and tin production look like?

In the DRC, armed groups control many of the mines. In some cases, the forces that control mining sites, often representatives of the armed forces or rebel groups, make local miners work at gunpoint without pay at their mining site for short periods of time – a process known as "solango."¹⁷⁷ The groups controlling the mines are often the only source of credit in these impoverished regions, and they give loans to miners for money, food, and tools. Miners are then required to pay back these loans at hugely inflated rates, which can force them into a cycle of debt bondage. In addition, false or exaggerated criminal charges may be used to compel miners into service. Child soldiers are also conscripted into work at the mines.¹⁷⁸

Tin is also mined with child labor in Bolivia. Children generally mine tin in Bolivia in artisanal mines or mines abandoned by commercial mining companies. Children, known as 'jucus,' are engaged in pushing carts, drilling, and extracting and cleaning ore. Children and adults working in clandestine mines work without adequate safety equipment, ventilation or proper lighting. They are vulnerable to illness, lung damage from dust, repetitive motion stress injuries, injuries from falls, carrying heavy loads, and working long hours.¹⁷⁹ Many mining sites are hundreds of years old and poorly maintained, so workers are also at risk of death in collapsing mine shafts.¹⁸⁰ In 2008, at least 60 children died from mine collapse. An estimated 3,000 children, some as young as six, work in mining in Bolivia.¹⁸¹

Coltan, Tungsten and Tin Production and Supply Chain:

According to the Electronics Industry Transparency Initiative, "10 million people, 16 percent of the Congolese population, are directly or indirectly dependent on small scale mining."¹⁸² Currently, mining associated with human trafficking and other human rights abuses is largely found in the eastern provinces

¹⁷⁴ U.S. Department of State. *Trafficking in Persons Report*. 2015. <http://www.state.gov/documents/organization/245365.pdf>

¹⁷⁵ U.S. Department of Labor. *2014 List of Goods Produced by Child Labor or Forced Labor*. 2014. http://www.dol.gov/ilab/reports/pdf/TVPPRA_Report2014.pdf

¹⁷⁶ U.S. Department of State. *Trafficking in Persons Report*. 2015. <http://www.state.gov/documents/organization/245365.pdf>

¹⁷⁷ Pöyhönen, Päivi, Kristina Areskog Bjurling and Jeroen Cuvelier. *Voices from the Inside: Local Views on Mining Reform in Eastern DR Congo*. FinnWatch and SwedWatch. October 2010. http://somo.nl/publications-en/Publication_3586

¹⁷⁸ Fitzpatrick, Terry. "Several Types of Slavery Linked to Congo's Mining Industry." *Huffington Post*. September 2, 2010. http://www.huffingtonpost.com/free-the-slaves/several-types-of-slavery-_b_702827.html

¹⁷⁹ World Vision. *[Bolivia] If You Fall, No One's Gonna Carry You Out: Children Who Work in Tin Mines*. 2007.

[http://www.worldvision.org/resources.nsf/main/work_bolivia_200706.pdf/\\$file/work_bolivia_200706.pdf](http://www.worldvision.org/resources.nsf/main/work_bolivia_200706.pdf/$file/work_bolivia_200706.pdf)

¹⁸⁰ Forrero, Juan. "As Bolivian Miners Die, Boys Are Left to Toil." *New York Times*. March 24, 2003.

<http://www.nytimes.com/2003/03/24/world/as-bolivian-miners-die-boys-are-left-to-toil.html>

¹⁸¹ National Public Radio (NPR). "Thousands Of Children As Young As 6 Work In Bolivia's Mines." November 30, 2013

<http://www.npr.org/2013/11/30/247967228/thousands-of-children-as-young-as-6-work-in-bolivia-s-mines>

¹⁸² World Bank. *Democratic Republic of Congo Growth with Governance In the Mining Sector*. May 2008.

<http://siteresources.worldbank.org/INTOGMC/Resources/336099-1156955107170/drcgrowthgovernanceenglish.pdf>

Verité® | www.verite.org | +1.413.253.9227

Copyright © 2016 [Verité®]. All Rights Reserved.

of North and South Kivu. After the minerals are mined, they are bought by individual traders known as “negociants” who maintain relationships with the parties controlling the mines. The negociants sell the minerals to trading houses, where they are sorted. The minerals then are purchased by exporters called “comptoirs.” Some comptoirs may also buy minerals directly from the mines. These comptoirs are licensed and registered with the Congolese government. European and Asian companies use the comptoir’s “legal” status as a justification to buy from the DRC. The comptoir is not required to provide any documentation, so information on the minerals’ origin can be easily obscured at this step. To be used or sold on the global market, the minerals must be refined. This is most commonly performed by companies in East Asia, who may combine Congolese minerals with minerals from other countries.¹⁸³

As Global Witness notes, “when it comes to tracing supply chains back to their sources, refiners are the critical link. After the mineral ore is refined into metal, it becomes impossible to distinguish tin or tantalum that originated in Congo from other sources, and supplies from all over the globe are mixed together at this step in the chain.” The refiners then sell the minerals to manufacturing companies. Challenges in the supply chain include the dispersed and informal nature of mining and the illegal transfer of minerals from the DRC to Uganda, Rwanda, and other neighboring countries.¹⁸⁴

Global Witness reports that the largest importers of coltan are Belgium, China, Thailand, and South Africa. The largest purchasing countries for tin are Belgium, Thailand, the UK, Malaysia, and Rwanda, and the largest purchasing countries of tungsten are Belgium, the UK, the Netherlands, China, and Austria. For electronics purchased in the United States, minerals are usually shipped and processed in Asia before being sold as finished products.¹⁸⁵

How do trafficking and/or child labor in coltan, tungsten and tin production affect me?



Coltan, tungsten and tin are commonly used in electronics such as cell phones and computers.

Coltan: The source of the minerals niobium and tantalum. In the context of the DRC, coltan generally refers to tantalum, which is used widely in the capacitors of common electronics like cell phones and laptops.

¹⁸³ Global Witness. *Faced with a Gun, What Can You Do? War and the Militarization of Mining in Eastern Congo*. July 31, 2009. <http://www.globalwitness.org/library/faced-gun-what-can-you-do>

¹⁸⁴ Global Witness. *Faced with a Gun, What Can You Do? War and the Militarization of Mining in Eastern Congo*. July 31, 2009. <http://www.globalwitness.org/library/faced-gun-what-can-you-do>

¹⁸⁵ Global Witness. *Faced with a Gun, What Can You Do? War and the Militarization of Mining in Eastern Congo*. July 31, 2009. <http://www.globalwitness.org/library/faced-gun-what-can-you-do>

Tungsten: Derived from wolframite, tungsten is used in electronics due to its high conductivity. It is also used as an alloy to strengthen steel.

Tin: Often found alongside coltan, tin from cassiterite has a wide variety of uses from the production of tin cans to tin solder in electronics.

Together, these minerals are sometimes referred to as the “3 T’s”, an abbreviation of tantalum, tungsten and tin.

Examples of what governments, corporations and others are doing:

The United Nations (UN) Security Council has issued a number of resolutions regarding the DRC with specific reference to conflict minerals. Additionally, the UN Office of the High Commissioner for Human Rights released a report that outlines human rights abuses from 1993 to 2003 and “sets out measures to hold perpetrators of the most serious crimes to account. Recommendations include setting up a special court or chamber in an existing Congolese court.”¹⁸⁶

In July 2010, the U.S. Congress passed Section 1502 of the Dodd-Frank Wall Street Reform and Consumer Protection Act, which “requires companies using cassiterite, coltan, wolframite, and gold to find out whether the metals originated in the DRC or neighboring countries.” If the metals do originate from this area, then the companies must thoroughly review their supply chain to see if the mining of the metals “benefited abusive armed groups in eastern DRC.”¹⁸⁷ Most recently, the U.S. Chamber of Commerce threatened to overturn important parts of the Dodd-Frank Act. Microsoft, General Electric, and Motorola Solutions announced, in response to The Chamber’s statements, that they did not support any stance against Section 1502. Rights groups are calling on other major electronic companies to speak out as well.¹⁸⁸ This provision in the Dodd-Frank act has been criticized for essentially causing a boycott on all minerals from the DRC because some companies claim it is difficult to verify the source due to the extremely weak and chaotic regulatory environment. A reduction in purchases of DRC minerals could have a negative effect on artisanal miners and the economy as a whole.¹⁸⁹ However, several companies, including Intel, Philips, and HP, have committed to sourcing ethical minerals from within the DRC by working with NGOs to create traceability and tracking systems. Intel announced in 2014 that they would source only conflict free minerals from the DRC.¹⁹⁰

¹⁸⁶ Global Witness. *Do No Harm: A Guide for Companies Sourcing from the DRC*. July 8, 2010.

<http://www.globalwitness.org/library/do-no-harm-guide-companies-sourcing-drc>

¹⁸⁷ Global Witness. “Electronics Companies Must Break from US Chamber on Conflict Minerals.” June 27, 2012.

<http://www.globalwitness.org/library/electronics-companies-must-break-us-chamber-conflict-minerals>

¹⁸⁸ Global Witness. “Electronics Companies Must Break from US Chamber on Conflict Minerals.” June 27, 2012.

<http://www.globalwitness.org/library/electronics-companies-must-break-us-chamber-conflict-minerals>

Global Witness. *Conflict Minerals: Legislation*. May 2012. <http://www.globalwitness.org/campaigns/conflict/conflict-minerals/legislation>

Global Witness. “Congo Government Enforces Law to Curb Conflict Mineral Trade.” May 21, 2012.

<http://www.globalwitness.org/library/congo-government-enforces-law-curb-conflict-mineral-trade>

¹⁸⁹ Seay, Laura. “Congo Conflict Minerals Mill Hurts the Miners it Hopes to Help.” *The Christian Science Monitor*. July 18, 2011. <http://www.csmonitor.com/World/Africa/Africa-Monitor/2011/0718/Congo-conflict-minerals-bill-hurts-the-miners-it-hopes-to-help>

¹⁹⁰ Gunther, Marc. “Intel Unveils Conflict-free Processors: Will the Industry Follow Suit?” *The Guardian*. January 13, 2014.

<http://www.theguardian.com/sustainable-business/intel-conflict-minerals-ces-congo-electronics>

Verité® | www.verite.org | +1.413.253.9227

Copyright © 2016 [Verité®]. All Rights Reserved.

The DRC government is also getting involved in curtailing the sale of conflict minerals. As of February 2012, the government requires “all mining and mineral trading companies operating in the country [to carry] out supply chain due diligence, in line with international standards set by the Organization for Economic Cooperation and Development (OECD), to ensure their purchases are not supporting warring parties in eastern DRC.” The DRC enforced the law last May, suspending two mineral traders who violated the Congolese law.¹⁹¹

The United Nations has a significant presence in the DRC through its Stabilization Mission in the DRC (MONUSCO). As Enough! points out, “At [USD]1 billion a year, the UN peacekeeping mission is by far the biggest investment the international community—and the United States, which pays nearly 30 percent of the tab—is making in support of peace in the Congo.”¹⁹²

A number of due diligence systems have emerged for mineral sourcing in the DRC. The OECD is developing a voluntary due diligence policy for coltan, tungsten, tin, and gold mining in conflict and high-risk scenarios. In October 2010 this OECD guidance system was endorsed by 11 African countries, including Zambia, Uganda, Rwanda, the DRC, Congo, Tanzania, Sudan, South Africa, Kenya, Central African Republic, and Burundi. The OECD guidance lays out key steps for companies with conflict minerals in their supply chain. These steps include improving visibility into chain of control, strengthening engagements with suppliers, conducting risk assessments, establishing a robust grievance mechanism, responding to identified risks, conducting third-party assessments and reporting on progress.¹⁹³

The Electronics Industry Citizenship Coalition and the Global e-Sustainability Initiative introduced the Conflict Free Smelter Program, which requires third party auditing. As of 2014, approximately 200 companies reportedly participate in the initiative.¹⁹⁴

A number of international organizations focus on labor abuses in the mineral sector of the DRC. In addition to Global Witness, these include Enough! and its RESOLVE campaign and MakeITFair.

Where can I learn more?

[Watch](#) the “Story of Electronics” from MakeITFair.

[Read](#) an article from Free the Slaves about the different types of forced labor in mining in the DRC or [go](#)

¹⁹¹ Global Witness. “Electronics Companies Must Break from US Chamber on Conflict Minerals.” June 27, 2012.

<http://www.globalwitness.org/library/electronics-companies-must-break-us-chamber-conflict-minerals>

Global Witness. *Conflict Minerals: Legislation*. May 2012. <http://www.globalwitness.org/campaigns/conflict/conflict-minerals/legislation>

Global Witness. “Congo Government Enforces Law to Curb Conflict Mineral Trade.” May 21, 2012.

<http://www.globalwitness.org/library/congo-government-enforces-law-curb-conflict-mineral-trade>

¹⁹² Enough Project. “Congo’s Ban on Mining an Incomplete Solution to Conflict Minerals, Says Enough Project.” September 16, 2010. <http://www.enoughproject.org/news/congos-ban-mining-incomplete-solution-conflict-minerals-says-enough-project>

¹⁹³ Organization for Economic Cooperation and Development. “OECD Standards Taken up in Fight against Conflict Minerals.” October 4, 2010.

http://www.oecd.org/document/1/0,3343,en_2649_34889_46130881_1_1_1_1,00.html

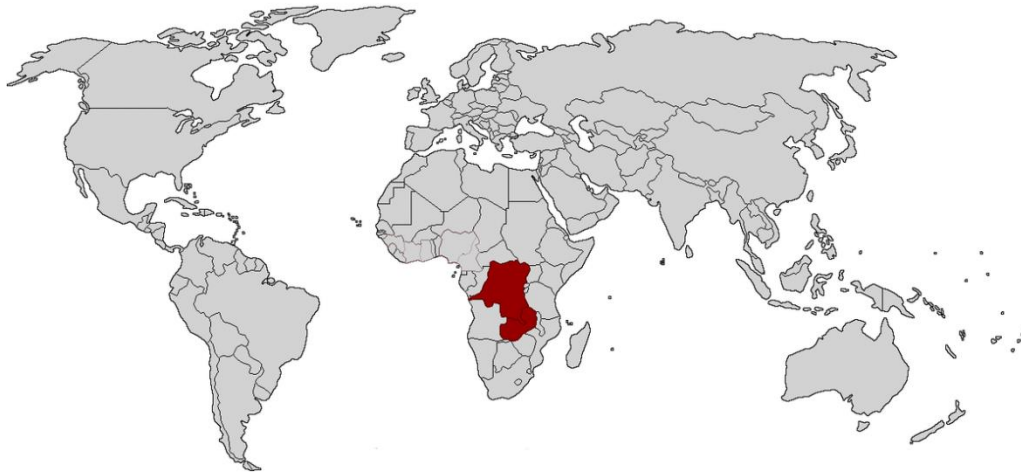
¹⁹⁴ Electronics Industry Citizenship Coalition. *About the Conflict Free Sourcing Initiative*.

<http://www.conflictreesourcing.org/about/>

[in-depth](#) with reports by Global Witness.

[Read](#) about the need for a certification system in the DRC mineral sector.

Copper



Copper is reportedly produced with forced labor (FL) and/or child labor (CL) in the following countries:	Top ten countries that export copper worldwide (UN Comtrade 2012):	Top ten countries from which the US imports copper (UN Comtrade 2012):
Democratic Republic of Congo (DRC) (FL, CL) Zambia (FL)	<ol style="list-style-type: none"> 1. Chile 2. Germany 3. United States 4. Japan 5. China 6. Zambia 7. Russia 8. Belgium 9. South Korea 10. Poland 	<ol style="list-style-type: none"> 1. Chile 2. Canada 3. Mexico 4. Germany 5. China 6. South Korea 7. Peru 8. Japan 9. Other Asia (not elsewhere specified) 10. Turkey

Where is copper reportedly produced with trafficking and/or child labor?

According to the U.S. Department of State 2015 *Trafficking in Persons Report*, forced labor or forced child labor is involved in copper production in the Democratic Republic of Congo (DRC) and Zambia.¹⁹⁵

The U.S. Department of Labor 2014 *List of Goods Produced by Child Labor or Forced Labor* notes child labor in the production of copper in the Democratic Republic of Congo (DRC).¹⁹⁶ The U.S. Department of State lists Zambia as a Tier 2 country in the *Trafficking in Persons Report*. The DRC is listed as a Tier 2 Watch List country.

¹⁹⁵ U.S. Department of State. *Trafficking in Persons Report*. 2015. <http://www.state.gov/documents/organization/245365.pdf>

¹⁹⁶ U.S. Department of Labor. *2014 List of Goods Produced by Child Labor or Forced Labor*. 2014. http://www.dol.gov/ilab/reports/pdf/TVPPRA_Report2014.pdf

What does trafficking and/or child labor in copper production look like?

Children involved in copper mining are most likely working in artisanal production schemes. Miners, including children, spend their days in hand-dug mine shafts, which are often unstable, collecting stones infused with copper. Children and adults working in mines are without safety equipment, ventilation, or proper lighting. They are vulnerable to illness, collapsing mine shafts, lung damage from dust, repetitive motion stress injuries, injuries from falls, carrying heavy loads, and working long hours. At some mining sites, children are involved in ancillary activities such as fetching water, transporting stone, and preparing and selling food. In some cases, women and girls may be sexually exploited in mining camps.

According to the U.S. Department of State 2015 *Trafficking in Persons Report*, Chinese-state owned mines in Zambia recruit and exploit Chinese and Indian men, some of whom are trafficked.¹⁹⁷ Human Rights Watch (HRW) has also reported serious exploitation, including indicators of human trafficking, of adult Zambian workers in Chinese-state owned copper mines. Human Rights Watch documented that workers in Chinese-state owned copper mines face threats and retaliation for refusing dangerous work, lack of protective equipment, and exploitation of contract miners.¹⁹⁸ The U.S. Department of State also reports that children in Zambia may be forced by gangs to load copper onto trucks in the copper belt region.¹⁹⁹

Case Study:

Child labor in copper mining in the DRC

In 2012, a BBC documentary showed children and juveniles in the DRC working in copper mining operations owned by Swiss-based company, Glencore. Miners without safety equipment were filmed climbing down mineshafts in the Tilwezembe concession. Glencore executives claimed that although they maintained ownership of the concession, they had halted operations and the mines had been overtaken by artisanal mining operations. However, the BBC documented that trucks from the mine traveled to a processing plant owned by Glencore's partner in the Congo. According to the BBC, it also appears that copper from Tilwezembe was sent to a Glencore smelter in Zambia after leaving the processing plant.²⁰⁰

A Bloomberg News article described the life of Adon, a homeless, orphaned 13-year-old working in artisanal copper mining operations in the DRC. Adon found work in the mines after he was thrown out of his uncle's house for accused witchcraft. He was injured in a collapsing mine shaft accident caused by flooding that killed four of his friends. Adon was paid a flat rate of three dollars a day by a middle man, which he felt was reasonable because there were some middlemen who didn't pay at all.²⁰¹

¹⁹⁷ U.S. Department of State. *Trafficking in Persons Report*. 2015. <http://www.state.gov/documents/organization/245365.pdf>

¹⁹⁸ Human Rights Watch (HRW). *You Will Be Fired If You Refuse: Labor Abuses in Zambia's Chinese State-owned Copper Mines*. November 4, 2011. <http://www.hrw.org/reports/2011/11/04/you-ll-be-fired-if-you-refuse>

¹⁹⁹ Human Rights Watch documented that workers in Chinese-state owned copper mines face threats and retaliation for refusing dangerous work, lack of protective equipment, and exploitation of contract miners (HRW 2011).

²⁰⁰ Sweeney, John. "Panorama Questions Over Glencore Mines." *BBC*. April 16, 2012. <http://www.bbc.com/news/17702487>

²⁰¹ Clark, Simon, Michael Smith and Franz Wild. "China Lets Child Workers Die Digging in Congo Mines for Copper." *Bloomberg News*. July 22, 2008. <http://www.bloomberg.com/apps/news?pid=newsarchive&sid=aW8xVLQ4Xhr8>

Copper Production and Supply Chain:

After ore is mined, it is sold to middle men who sell to regional smelters. The middlemen may also be direct agents of the smelters.²⁰² Smelters are often owned by international companies.²⁰³ The smelted product, called a “blister” is used to create “semi-finished” products such as rods, tubes, and wires. These are used in consumer and industrial goods.²⁰⁴ Once the ore gets to the smelter it can be difficult to keep track of what mines the ore is coming from since the ores are all refined together.

How do trafficking and/or child labor in copper production affect me?



According to US Geological Survey, copper is most frequently used for “power transmission and generation, building wiring, telecommunication, and electrical and electronic products.” Copper wires and plumbing are used in construction, telecommunications, and vehicles.²⁰⁵

Examples of what governments, corporations and others are doing:

After reports of extremely hazardous conditions in the Zambian copper sector, the Zambian government committed to improving conditions. In a 2013 follow-up, however, Human Rights Watch reported that progress was inconsistent. They noted that although a state-owned enterprise reduced working hours and allowed workers greater ability to associate freely, miners still faced poor health and safety conditions as well as retaliation for asserting grievances.²⁰⁶

China Non-Ferrous Metal Mining Corporation (CNMC), a state-owned enterprise under the authority of China’s highest executive body, the State Council. In follow-up research in October 2012, Human Rights Watch found that CNMC’s subsidiaries made some notable improvements on reducing work hours and respecting freedom of association, but that miners continued to face poor health and safety conditions and threats by managers if they tried to assert their rights. The Zambian government has not adequately intervened to address these problems, Human Rights Watch found.²⁰⁷

²⁰² Clark, Simon, Michael Smith and Franz Wild. “China Lets Child Workers Die Digging in Congo Mines for Copper.” *Bloomberg News*. July 22, 2008. <http://www.bloomberg.com/apps/news?pid=newsarchive&sid=aW8xVLQ4Xhr8>

²⁰³ Sweeney, John. “Panorama Questions Over Glencore Mines.” *BBC*. April 16, 2012. <http://www.bbc.com/news/17702487>

²⁰⁴ International Copper Study Group (ICSG). “Copper Production.” *The World Copper Factbook 2013*. <http://www.icsg.org/index.php/component/jdownloads/finish/170/1188>

²⁰⁵ U.S. Geological Survey (USGS). “Copper Statistics and Information.” <http://minerals.usgs.gov/minerals/pubs/commodity/copper/>

²⁰⁶ Human Rights Watch (HRW). Zambia. *Safety Gaps Threaten Copper Mines*. February 2013. <https://www.hrw.org/news/2013/02/20/zambia-safety-gaps-threaten-copper-miners>

²⁰⁷ Human Rights Watch (HRW). Zambia. *Safety Gaps Threaten Copper Mines*. February 2013. <https://www.hrw.org/news/2013/02/20/zambia-safety-gaps-threaten-copper-miners>

Corn



Corn is reportedly produced with forced labor (FL) and/or child labor (CL) in the following countries:	Top ten countries that produce corn worldwide (FAOSTAT 2012):	Top ten countries that export corn worldwide (UN Comtrade 2012):	Top ten countries from which the US imports corn (UN Comtrade 2012):
Bolivia (CL) Guatemala (CL) The Philippines (CL) United States (CL)	1. United States 2. China 3. Brazil 4. India 5. Mexico 6. Argentina 7. Ukraine 8. Indonesia 9. France 10. Canada	1. United States 2. Brazil 3. Argentina 4. Ukraine 5. France 6. Hungary 7. India 8. Paraguay 9. Romania 10. Russia	1. Brazil 2. Canada 3. Argentina 4. Chile 5. Mexico 6. Turkey 7. Paraguay 8. Romania 9. Peru 10. France

Where is corn reportedly produced with trafficking and/or child labor?

According to the U.S. Department of Labor's 2014 *List of Goods Produced by Child Labor or Forced Labor*, corn is reportedly produced using child labor in Guatemala, Bolivia, and the Philippines.

Guatemala and the Philippines are listed by the U.S. Department of State as Tier 2 countries in the 2015 *Trafficking in Persons Report*. Bolivia is listed as a Tier 2 Watch List country.²⁰⁸

²⁰⁸ U.S. Department of State. *Trafficking in Persons Report*. 2015. <http://www.state.gov/documents/organization/245365.pdf>
<http://www.state.gov/j/tip/rls/tiprpt/2014/226649.htm>
 Verité® / www.verite.org / +1.413.253.9227

In the U.S., children reportedly work detassling corn. This is not necessarily considered a hazardous task but in recent years, several hazardous incidents involving teens working to detassle corn have been documented. In 2010, two juveniles working in corn fields died of electrocution.²⁰⁹

What do trafficking and/or child labor in corn production look like?

While the growth, production, and harvesting stages of large-scale corn farming operations are frequently fully mechanized, many small farming operations in developing countries rely on manual labor. Forced and child labor may be used for the de-tasseling of corn, particularly corn grown for human consumption. Due to the seasonal nature of the corn harvest, local teenagers and migrant workers are sometimes employed during the harvest months to work in the fields and transport grain. Violations of labor laws in the corn industry include inadequate housing, low wages, forced indebtedness, and the inability to leave the farm premises. Trafficking victims in corn production may be required to work fourteen hour work days, six to seven days per week. In many cases laborers are only allowed to buy food at inflated prices from stores owned by their employers.²¹⁰

Case Study:

Research on Indicators of Forced Labor in the Supply Chain of Corn in Bolivia

A 2011 Verité report found indicators of forced labor, particularly induced indebtedness, among workers in the corn sector in the Chaco region of Bolivia. Salaried corn workers took out loans from their bosses, and in some cases, felt they would never earn enough to pay back those advances. Some employers paid wages only in food. In other cases, employers provided food but at highly inflated prices, adding to worker debt. Self-employed workers who lacked cash to purchase inputs such as seeds and fertilizers took in-kind loans from intermediaries. The producers were then required to pay back the loan with their harvest, which intermediaries value below market price. Workers had low literacy levels and often could not calculate their own levels of debt. As agriculture is performed by the family unit in the Chaco region, researchers found that child labor is endemic with children as young as five beginning to work.²¹¹

Corn Production and Supply Chain:

There are many steps in the corn production process, and as demand grows and technology improves the necessity of human labor decreases. Intercropping systems tend to require more human labor while strip cropping, whether continuous corn systems or a corn-soybean rotation, are usually entirely mechanized in developed countries. In many developing countries corn production still requires more human labor. Corn farmers must take into consideration when and how to plant their seeds; the recommended seeding rate and planting date change every year. The chosen rate of seeding will determine whether humans can take part in the planting of corn, and the row spacing will determine the ease and comfort level with which people will be able to care for and harvest plants. As seedlings and young corn plants grow, pesticides and herbicides that are harmful to human health are often used. In organic farming, the weeding

²⁰⁹ Hinkel, Dan; Black, Lisa. Chicago Tribune. "Detassling Corn a Summer Rite of Passage for Many Rural Teens." August 1, 2011. http://articles.chicagotribune.com/2011-08-01/news/ct-met-cornfield-deaths-sidebar-20110801_1_detasseling-rural-teens-child-labor

²¹⁰ U.S. Department of Labor. *2011 Findings on the Worst Forms of Child Labor*. 2011. <http://www.dol.gov/ilab/programs/ocft/2011TDA.pdf>

²¹¹ Verité. *Research on Indicators of Forced Labor in the Supply Chains of Brazil Nuts, Cattle, Corn, and Peanuts in Bolivia*. 2011. http://www.verite.org/sites/default/files/images/Research%20on%20Indicators%20of%20Forced%20Labor%20in%20the%20Bolivia%20Brazil-nut%2C%20Cattle%2C%20Corn%2C%20and%20Peanut%20Sectors__9.19.pdf
Verité® / www.verite.org / +1.413.253.9227 Copyright © 2016 [Verité®]. All Rights Reserved.

and natural pest management that must be conducted is very labor-intensive. Once the corn has been picked, either manually or mechanically, it is divided into corn for fodder, or animal feed, and for grain.²¹²

How do trafficking and/or child labor in corn production affect me?



Each American consumes the equivalent of 25 pounds of corn each year. Corn is a very versatile product with food, feed and industrial uses. In the United States, the majority of corn grown is used for animal feed. Corn is also used in food and industrial products including starch, sweeteners, corn oil, beverage and industrial alcohol, and fuel ethanol. Other products that use corn include paints, adhesives, candles, drywall, plastic, textiles, soaps, carpeting, rubber tires, drywall, and fiberglass.²¹³

The United States is the world's largest producer and one of the largest exporters of corn, with nearly 20 percent of its annual crop exported. In addition, the United States imports a large portion of the corn it consumes annually.²¹⁴

Where can I learn more?

[Read](#) this report from Verité on indicators of human trafficking for forced labor in corn production in Bolivia

²¹² National Corn Growers Association. *2013 World of Corn*. 2013.

<http://www.ncga.com/upload/files/documents/pdf/WOC%202013.pdf>

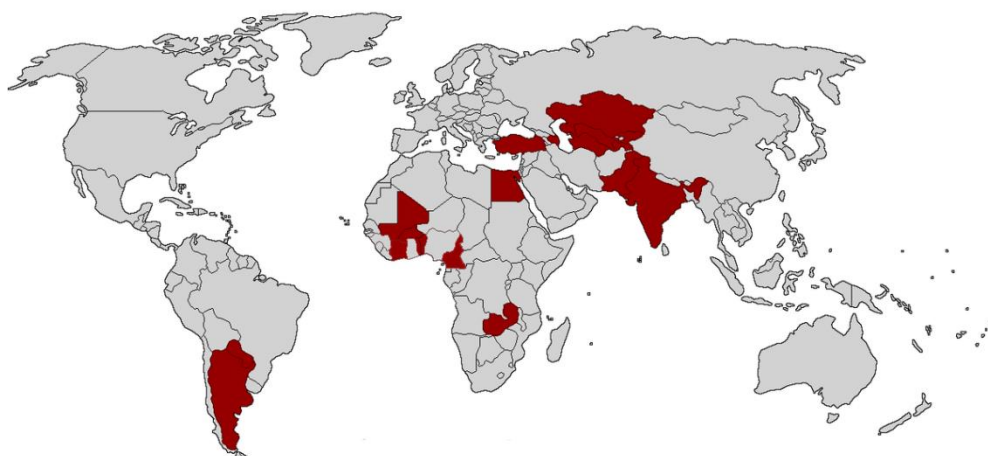
National Corn Growers Association. *2011 World of Corn*. 2011. <http://www.ncga.com/uploads/useruploads/woc-2011.pdf>

²¹³ National Corn Growers Association. *2013 World of Corn*. 2013.

<http://www.ncga.com/upload/files/documents/pdf/WOC%202013.pdf>

²¹⁴ Food and Agriculture Organization of the UN, Statistics Division (FAOSTAT). *Detailed World Agricultural Trade Flows*. 2011. <http://faostat.fao.org/DesktopModules/Faostat/WATFDetailed2/watf.aspx?PageID=536>

Cotton



Cotton is reportedly produced with forced labor (FL) and/or child labor (CL) in the following countries:	Top ten countries that produce cotton (lint and seed) worldwide (FAOSTAT 2012):	Top ten countries that export cotton worldwide (UN Comtrade 2012):	Top ten countries from which the US imports cotton (UN Comtrade 2012):
Argentina (CL) Azerbaijan (CL) Benin (FL, CL) Brazil (CL) Burkina Faso (FL, CL) Cameroon (FL) China (FL, CL) Côte d'Ivoire (CDI) (FL) Egypt (CL) India – Cottonseed (hybrid) (FL, CL) Kazakhstan (FL, CL) Kyrgyz Republic (FL, CL) Mali (CL) Pakistan (FL) Paraguay (CL) Tajikistan (FL, CL) Togo (FL) Turkey (CL) Turkmenistan (FL) Uzbekistan (FL, CL) Zambia (CL)	<i>Cotton lint:</i> 1. China 2. India 3. United States 4. Pakistan 5. Brazil 6. Uzbekistan 7. Australia 8. Turkey 9. Greece 10. Mexico <i>Cottonseed:</i> 1. China 2. India 3. United States 4. Pakistan 5. Brazil 6. Uzbekistan 7. Australia 8. Turkey 9. Greece 10. Turkmenistan	1. China 2. India 3. United States 4. Pakistan 5. Hong Kong 6. Australia 7. Brazil 8. Italy 9. Turkey 10. Germany	1. China 2. South Korea 3. Pakistan 4. India 5. Italy 6. Japan 7. Mexico 8. Turkey 9. Indonesia 10. Other Asia (not elsewhere specified)

Where is cotton reportedly produced with trafficking and/or child labor?

According to the U.S. Department of State 2015 *Trafficking in Persons Report*, cotton is produced with forced labor or forced child labor in Benin, Cameroon, CDI, Kyrgyz Republic/Kyrgyzstan, Tajikistan, Togo, Turkmenistan, and Uzbekistan.²¹⁵

The U.S. Department of Labor's 2014 *List of Goods Produced by Child Labor or Forced Labor* includes the following countries for producing cotton with both forced and child labor: Benin, Burkina Faso, China, India (cottonseed), Kazakhstan, Tajikistan, Turkmenistan, and Uzbekistan. Countries in which child labor only was noted by the U.S. Department of Labor are: Argentina, Azerbaijan, Brazil, Egypt, Kyrgyz Republic, Mali, Paraguay, Turkey, and Zambia.²¹⁶

Instances of debt bondage have been reported in Pakistan.²¹⁷

Brazil, Benin, CDI, Kazakhstan, India, Tajikistan, Argentina, Azerbaijan, Brazil, Kyrgyz Republic, Paraguay, Zambia, and Turkey are listed by the U.S. Department of State *Trafficking in Persons Report* as Tier 2 countries. Burkina Faso, Egypt, Mali, China, Pakistan, Uzbekistan and Turkmenistan are Tier 2 Watch List countries.²¹⁸

What do trafficking and/or child labor in cotton production look like?

The nature of forced labor in cotton varies greatly from region to region. For example, in Pakistan hereditary debt ties families and communities to the land they work on. In other countries, such as Uzbekistan and China, forced labor is seasonal and enforced by mandatory labor requirements organized by the national or regional governments. In other cases, such as Benin, forced labor is tied to migrant workers, including migrant children.

In much of the world, particularly in West Africa, cotton is grown in a small-holder context. Children often work on their family's plots. Some children may be involved in worst forms of child labor if they are exposed to dangerous conditions including long hours, heat, and pesticides, and forego their education. In other cases, children perform age-appropriate light tasks and continue to participate in schooling, which does not necessarily constitute a worst form of child labor.

Child migration in West African countries, such as Burkina Faso, Mali, and Benin is also relatively common. Boys aged ten and above migrate from their rural homes to work on farms in other regions of the country, most often traveling to cotton-producing regions to assist in the cotton harvest. In some cases, these children migrate within well-established family or community "kinship" systems. This migration is not always voluntary as some children are pushed into conditions of forced labor. Some

²¹⁵ U.S. Department of State. *Trafficking in Persons Report*. 2015.

<http://www.state.gov/documents/organization/245365.pdf>

²¹⁶ U.S. Department of Labor. 2014 *List of Goods Produced by Child Labor or Forced Labor*. 2014.

http://www.dol.gov/ilab/reports/pdf/TVPR_Report2014.pdf

²¹⁷ Better Cotton Initiative. BCI scoping research on labour and social issues in global cotton cultivation. 2006.

<http://bettercotton.org/wp-content/uploads/2014/01/BCI-scoping-research-PUBLIC.pdf>

²¹⁸ U.S. Department of State. *Trafficking in Persons Report*. 2015.

<http://www.state.gov/documents/organization/245365.pdf>

Verité® / www.verite.org / +1.413.253.9227

children working for farmers may not be paid until the end of the harvest cycle, if they are paid at all. Many times payment is deferred even longer, and the end wages are often much less than promised.²¹⁹ Some migrant juvenile workers may be paid in goods rather than cash according to verbal agreements with the farmer. For example, a worker may request a new bicycle and clothes at the end of the harvest.²²⁰

Until recently, the Uzbek government required children to perform seasonal work harvesting cotton. Child labor in the Uzbek harvest was banned, and the government conducted monitoring in conjunction with the ILO in the 2013 and 2014 harvests.²²¹ However, there are reports that adults are being pressed into service.²²² In China, some regions reportedly involve school children in cotton harvesting.²²³ In Tajikistan, some elementary school children work in the cotton harvest. According to a 2012 monitoring report from the International Organization for Migration (IOM), much of this work is voluntary, but some may be coerced by schools.²²⁴

Children can be involved in all stages of the supply chain: cultivation, harvesting, ginning, and manufacturing. In cultivation and harvesting, child laborers are forced to work long hours – exhaustion, heat stroke, and malnutrition are common. Children are also exposed to harsh chemicals as cotton uses more insecticide than any other crop – 16 percent of global use. Exposure to these chemicals can cause tremors, nausea, weakness, blurred vision, extreme dizziness, headaches, depression, and even paralysis or death. In ginning, children work without protective equipment, inhaling contaminated air, which leads to respiratory problems.²²⁵

In the cottonseed industry in India, forced child labor is reportedly used in some regions for the cross-pollination of cottonseed plots. According to the India Committee of the Netherlands tribal children from South Rajasthan and North Gujarat are trafficked to North Gujarat.²²⁶

Cotton Production and Supply Chain:

²¹⁹ de Lange, Albertine. “Going to Komienga.” *A Study of Child Labour Migration and Trafficking in Burkina Faso’s South-Eastern Cotton Sector*. Amsterdam: International Research on Working Children (IREWOC). August 2006.

http://www.childtrafficking.com/Docs/lange_d_alb06gtkomienga_061106.pdf

²²⁰ de Lange, Albertine. “Going to Komienga.” *A Study of Child Labour Migration and Trafficking in Burkina Faso’s South-Eastern Cotton Sector*. Amsterdam: International Research on Working Children (IREWOC). August 2006.

http://www.childtrafficking.com/Docs/lange_d_alb06gtkomienga_061106.pdf

²²¹ International Labor Organization. *Observation (CEACR) - adopted 2013, published 103rd ILC session (2014)*. 2014.

http://www.ilo.org/dyn/normlex/en/f?p=1000:13100:0::NO:13100:P13100_COMMENT_ID:3149080

²²² Kelley, Annie. “Uzbekistan ban on child labour forces more adults into cotton workforce.” *The Guardian*. November 13, 2014. <http://www.theguardian.com/global-development/2014/nov/14/uzbekistan-ban-child-labour-forces-adults-cotton-work>

²²³ MacDonald, Stephen, “Progress and Problems Estimating China’s Cotton Supply and Demand” (Agricultural Outlook Forum 2007: USDA, Economic Research Service, 2 March 2007); Domoney, R. “Briefing on the Chinese Garment Industry”, (Labour Behind the Label, 2007). As cited in Environmental Justice Foundation. *Children Behind our Cotton*. 2007.

http://ejfoundation.org/sites/default/files/public/The%20Children%20behind%20Our%20Cotton%20FINAL_small.pdf

²²⁴ International Organization for Migration. *Children and Student Participation in Tajikistan’s Cotton Harvest Annual Assessment 2012*. http://publications.iom.int/bookstore/index.php?main_page=product_info&cPath=41_7&products_id=974

²²⁵ World Vision. *Forced and Child Labour in the Cotton Industry*. March 2012. <http://campaign.worldvision.com.au/wp-content/uploads/2013/04/Forced-and-child-labour-in-the-cotton-industry-fact-sheet.pdf>

²²⁶ India Committee of the Netherlands. “Trafficking of children to cottonseed fields of Gujarat.” January 2015.

<http://www.indianet.nl/150120e.html>

Verité® | www.verite.org | +1.413.253.9227

Copyright © 2016 [Verité®]. All Rights Reserved.

The cotton industry is one of the largest agricultural industries, employing an estimated 300 million people.²²⁷ Cotton harvesting is labor intensive, and in much of the world, cotton is grown by small-holder farmers.

After harvesting by machine or hand, raw cotton is transported to gins where it is processed. Cotton yarn is then woven into textiles, which are made into garments and home goods. Alternatively, when cottonseed is processed the meal is separated from the oil, the former to be used in animal feed and the latter to be used as cooking oil.

These production stages may occur across multiple countries, particularly for garments and textiles, making it difficult to determine where fibers in a given consumer item come from. For example, fibers from Egypt, Mali, and the United States may all be combined into one garment at a textile mill in Indonesia.

²²⁷ World Vision. *Forced and Child Labour in the Cotton Industry*. March 2012. <http://campaign.worldvision.com.au/wp-content/uploads/2013/04/Forced-and-child-labour-in-the-cotton-industry-fact-sheet.pdf>



Source: Reinhart. "About Cotton."

<http://reinhart.com/our-business/about-cotton/>

India and China are the biggest producers and exporters of cotton.²²⁸ They both produce cotton products as well. China is a major importer as well, followed far behind by India, Pakistan, and the United States.²²⁹

²²⁸ Food and Agriculture Organization of the UN, Statistics Division (FAOSTAT). *FAOSTAT Database: Food and Agricultural Commodities Production /Countries by Commodity*. 2012. http://faostat3.fao.org/faostat-gateway/go/to/browse/rankings/countries_by_commodity/E

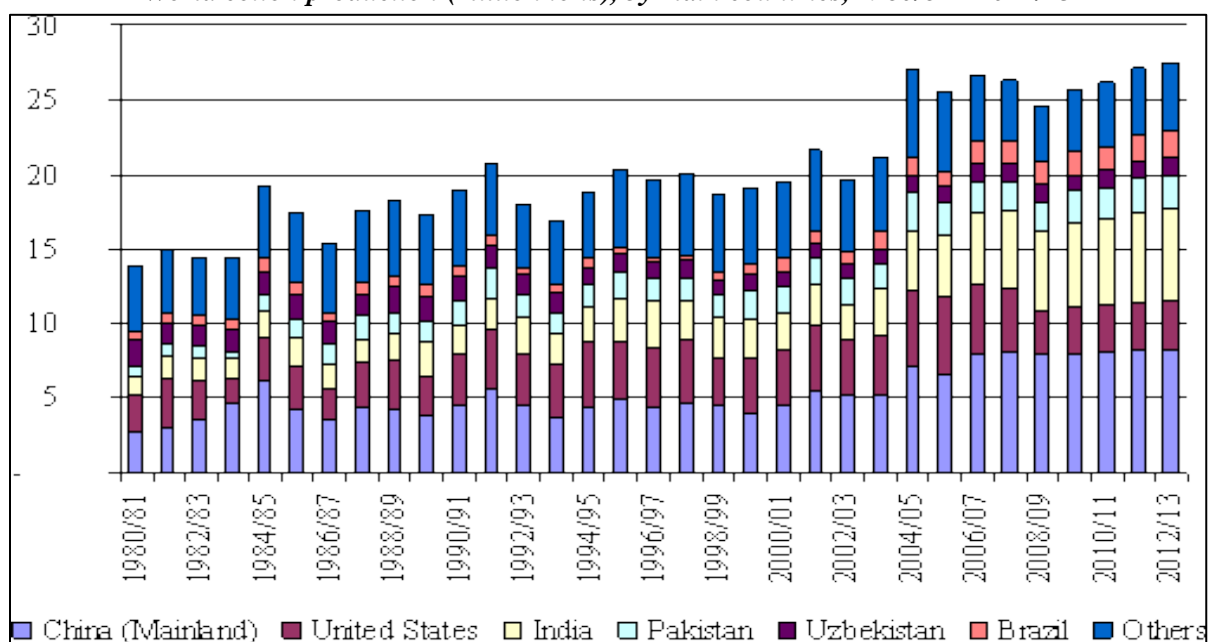
UN Department of Economic and Social Affairs. *UN Comtrade Database*. 2012. <http://comtrade.un.org/data/>

²²⁹ UN Conference on Trade and Development. *Cotton: Chain*. 2004. <http://r0.unctad.org/infocomm/anglais/cotton/chain.htm>

UN Conference on Trade and Development. *Cotton: Market*. 2012. <http://r0.unctad.org/infocomm/anglais/cotton/market.htm>

UN Conference on Trade and Development. *Cotton Production and Consumption Graphs*. <http://r0.unctad.org/infocomm/anglais/cotton/market.htm>

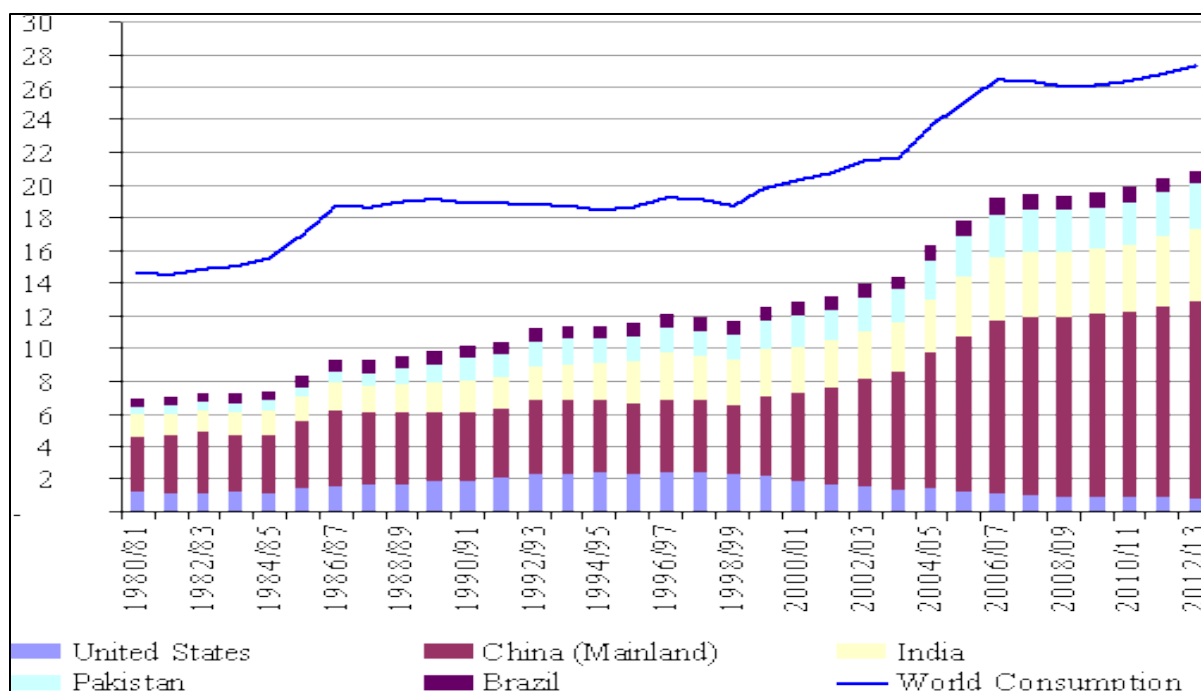
World cotton production (million tons), by main countries, 1980/81 - 2012/13



Source: UN Conference on Trade and Development. Cotton Production and Consumption Graphs.
<http://r0.unctad.org/infocomm/anglais/cotton/market.htm>

*Based on International Cotton Advisory Committee (ICAC) statistics

Cotton consumption (million tons), by main countries, 1980/81-2012/13



Source: UN Conference on Trade and Development. Cotton Production and Consumption Graphs.
<http://r0.unctad.org/infocomm/anglais/cotton/market.htm>

*Based on International Cotton Advisory Committee (ICAC) statistics

How do trafficking and/or child labor in cotton production affect me?



Cotton produced using forced and/or child labor ends up in the clothes we wear, the textiles in our houses, and, through cottonseed oil, the food we eat.

Examples of what governments, corporations, and others are doing:

The Better Cotton Initiative (BCI), a multi-stakeholder group, aims to improve cotton-growing conditions through cotton certification. Currently, certification covers the harvest to gin stages.

Organizations including The International Labor Rights Forum (ILRF) and the Responsible Sourcing Network have organized consumers and retailers to boycott Uzbek cotton until labor trafficking in the supply chain has ended.²³⁰ As of September 2013, the Responsible Sourcing Network Pledge had over 150 company signatories.²³¹

²³⁰ International Labor Rights Forum (ILRF). *Industries: Cotton*. <http://www.laborrights.org/industries/cotton>

²³¹ Responsible Sourcing Network. *Company Pledge Against Forced Child and Adult Labor in Uzbek Cotton*. May 6, 2013. <http://www.sourcingnetwork.org/the-cotton-pledge>

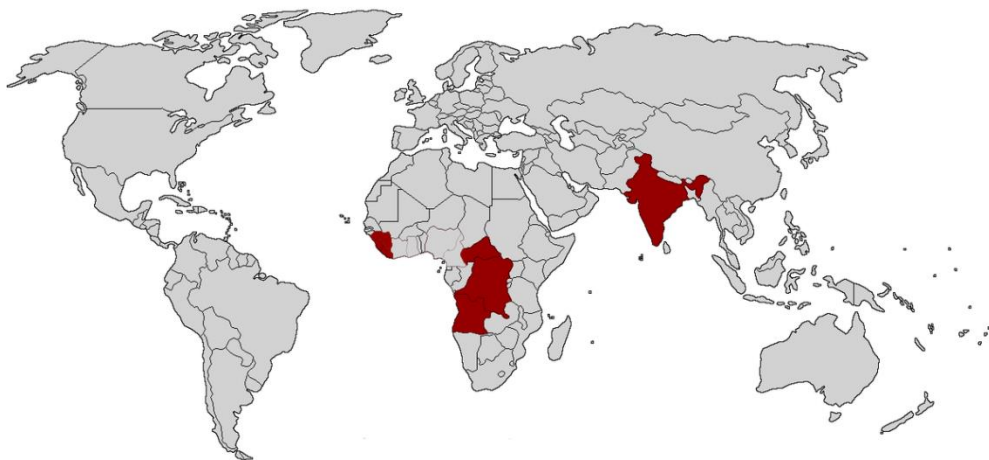
Where can I learn more?

[Watch](#) a video by the Environmental Justice Foundation.

[Read](#) a case study by the UN Global Compact on labor trafficking in cotton.

[Read about](#) the Better Cotton Initiative.

Diamonds



Diamonds are reportedly produced with forced labor (FL) and/or child labor (CL) in the following countries:	Top ten countries that export diamonds worldwide (UN Comtrade 2012):	Top ten countries from which the US imports diamonds (UN Comtrade 2012):
Angola (FL, CL)	1. India	1. Israel
Central African Republic (CL)	2. Belgium	2. India
Democratic Republic of the Congo (DRC) (FL, CL)	3. Israel	3. Belgium
Guinea (FL, CL)	4. United States	4. South Africa
Liberia (FL, CL)	5. Hong Kong	5. Switzerland
Sierra Leone (FL, CL)	6. United Kingdom	6. China
	7. Botswana	7. United Arab Emirates
	8. Russia	8. Botswana
<i>Diamonds (cut and polished)</i>	9. China	9. Hong Kong
India (CL)	10. Canada	10. Russia

Where are diamonds reportedly produced with trafficking and/or child labor?

According to the U.S. Department of State 2015 *Trafficking in Persons Report*, diamonds are produced with forced or forced child labor in DRC, Guinea, Liberia and Sierra Leone.²³² The U.S. Department of Labor's 2014 *List of Goods Produced by Child Labor and Forced Labor* reports that diamonds are produced with forced labor in Angola and Sierra Leone, and with child labor in Angola, Central African Republic, Democratic Republic of the Congo (DRC), Guinea, Liberia, and Sierra Leone.²³³

In some cases, diamonds may be cut and polished with child labor in India.²³⁴

The U.S. Department of State 2015 *Trafficking in Persons Report* lists India, Sierra Leone, Angola and Liberia as Tier 2 countries. Guinea and DRC are listed as Tier 2 Watch List counties. Central African Republic is listed as a Tier 3 country.²³⁵

What does trafficking and/or child labor in diamond production look like?

According to anecdotal reports, trafficking in Angola's diamond sector is a result of bonded labor in which "sponsors" pay for a miner's expenses and are reimbursed through a portion of the mined diamonds.²³⁶ In Sierra Leone, miners, mostly young men, enter into bonded labor whereby they receive tools and housing but no compensation for their work.²³⁷

²³² U.S. Department of State. *Trafficking in Persons Report*. 2015.

<http://www.state.gov/documents/organization/245365.pdf>

²³³ U.S. Department of Labor. 2014 *List of Goods Produced by Child Labor or Forced Labor*. 2014

http://www.dol.gov/ilab/reports/pdf/TVPR_A_Report2014.pdf

²³⁴ U.S. Department of Labor. 2013 *Findings on the Worst Forms of Child Labor: India*. <http://www.dol.gov/ilab/reports/child-labor/india.htm>

Hussain, Sakina Sadat. NBC News. "A Diamond's Journey: Grime Beyond the Glitter." June 26, 2009.

http://www.nbcnews.com/id/15842528/ns/world_news/t/diamonds-journey-grime-behind-glitter/

²³⁵ U.S. Department of State. *Trafficking in Persons Report*. 2015.

<http://www.state.gov/documents/organization/245365.pdf>

²³⁶ Allen, Michael. "The 'Blood Diamond' Resurfaces." *The Wall Street Journal*. June 19, 2010.

<http://online.wsj.com/article/SB10001424052748704198004575311282588959188.html>

²³⁷ Boas, Morten and Anne Hatloy. *Living in a Material World: Children and Alluvial Diamond Mining in Kono District, Sierra Leone*. Fafo. 2006. <http://www.fao.no/pub/rapp/515/515.pdf>

Verité® | www.verite.org | +1.413.253.9227

Copyright © 2016 [Verité®]. All Rights Reserved.

In Angola, Zimbabwe, DRC, Sierra Leone, and Liberia, diamonds have been linked with the funding of violent and protracted civil wars, which inspired the phrase ‘blood diamonds.’ In June 2009, Human Rights Watch (HRW) reported that Zimbabwe’s army used forced and child labor to mine diamonds in eastern Zimbabwe, specifically in the Marange fields.²³⁸ Citizens that did not cooperate with the operation were allegedly beaten and tortured. There is evidence of an army led massacre of 200 local miners in 2008.²³⁹ In some cases, even after the official cessation of wars, military and rebel groups continue to control the mines.

In Sierra Leone and other post-conflict societies, children, particularly orphans or children living without their parents, may work in the diamond mines as a means to support themselves and their families. Mining, though extremely hazardous, offers livelihood opportunities that are lacking in countries with collapsed economies. Due to their small size, children are used for excavation work in small pits. Children involved in diamond mining are engaged in a worst form of child labor and are exposed to heavy minerals and chemicals, mudslides, and collapsing pit walls. Mining camps around pits reportedly have high rates of HIV/AIDS as well.²⁴⁰

In India, children are reportedly involved in cutting and polishing diamonds. These children are exposed to repetitive stress injuries, eyesight strain, and toxic dust.²⁴¹

Case Study:

The Kimberly Process: Protection against abuses in diamond production?

The Kimberly Process (KP) emerged in response to the increased use of conflict or ‘blood’ diamonds to fund violent civil wars in Africa. It is a “joint government, industry and civil society initiative to stem the flow of conflict diamonds.”²⁴² The Kimberly Process Certification Scheme is intended to guarantee that diamonds are “conflict free.” However, this process does not cover all human rights abuses but is limited to “rough diamonds used by rebel movements or their allies to finance conflict aimed at undermining legitimate governments.” The NGO Global Witness stated in 2010 that “due to the weaknesses in the Kimberly Process, and the lack of self-regulation by the diamond industry, it is still very difficult for consumers to know if they are buying a ‘clean’ diamond.”²⁴³

These debates came to a head recently in Zimbabwe, where efforts by the KP to address human rights concerns were widely seen as ineffective when the appointed monitor released disputed diamonds for shipment and sale without approval. While human rights advocates have asked that diamonds from Zimbabwe be boycotted, shipments have continued to enter the global market.²⁴⁴ On June 23, 2011, KP chairman Mathieu Yamba officially lifted the ban on diamond exports from the Marange fields, despite

²³⁸ Human Rights Watch (HRW). “Stop Blood Diamonds.” 2010.

http://www.kintera.org/c.nIWIgN2JwE/b.5657811/k.FB1A/Stop_Blood_Diamonds/siteapps/advocacy/ActionItem.aspx

²³⁹ British Broadcasting Company (BBC). “Zimbabwe Army ‘Runs Diamond Mine.’” June 26, 2009.

<http://news.bbc.co.uk/2/hi/africa/8120931.stm>

²⁴⁰ Cahill, Petra. “A Diamond’s Journey: Grim Reality Tarnishes Glitter.” *NBC News*. June 26, 2009.

http://www.nbcnews.com/id/15842524/ns/world_news/t/diamonds-journey-grim-reality-tarnishes-glitter/#.U2K21vldUyg

²⁴¹ Hassain, Hakina Sadat. “A Diamond’s Journey: Grime behind the Glitter.” *NBC News*. June 26, 2009.

http://www.nbcnews.com/id/15842528/ns/world_news/t/diamonds-journey-grime-behind-glitter/#.U2FJh1fijW5

²⁴² The Kimberly Process (KP). *Kimberly Process Certification Scheme*. www.kimberleyprocess.com/download/getfile/4

²⁴³ Global Witness. “Industry Must Refuse Diamonds Certified by Rogue Monitor.” November 16, 2010.

<http://www.globalwitness.org/library/industry-must-refuse-zimbabwe-diamonds-certified-rogue-monitor>

²⁴⁴ Global Witness. “Industry Must Refuse Diamonds Certified by Rogue Monitor.” November 16, 2010.

<http://www.globalwitness.org/library/industry-must-refuse-zimbabwe-diamonds-certified-rogue-monitor>

Verité® | www.verite.org | +1.413.253.9227

Copyright © 2016 [Verité®]. All Rights Reserved.

evidence that “serious human rights abuses and rampant smuggling” still occurred. Human Rights Watch (HRW) called on the KP to address the labor abuses in Zimbabwe’s diamond fields. HRW stated that “serious abuses in Zimbabwe’s Marange diamond fields in recent years have exposed the KP’s inability to effectively address human rights violations by government security forces related to diamond mining.”²⁴⁵

In part due to the increasing criticism of the KP, Martin Rapaport, head of the Rapaport diamond trading company, endorsed a more stringent social standard in diamond production. He called for diamonds “that are legal and not directly involved in severe human rights violations ... freely, fairly and legally traded.” The phrase “directly involved in severe human rights violations” is defined as diamonds whose “physical production involves murder, rape, physical violence, or forced servitude.”²⁴⁶

Diamond Supply Chain and Production:

Diamonds are mined through hard-rock, open-pit, or alluvial mining. Alluvial mining, where miners pan for diamonds in water, is most likely to include artisanal and small-scale mining as little specialized equipment is required. This type of diamond production is most likely to feature forced and/or child labor.

After mining, raw diamonds are sent to one of a few global diamond sorting and cutting centers. These include Tel Aviv, Israel, Antwerp, Belgium and Surat, India. At these centers diamonds from all locations are mixed together, making traceability difficult. Some producing countries, such as Zimbabwe, are also beginning to cut and polish their own diamonds.

New York and London are major centers of diamond sales. The diamond industry is very centralized, with just a few major corporations like De Beers accounting for the majority of global production and trade.

Eight and a half billion rough diamonds, or 65 percent of the global trade, are from African countries, including those that have been cited for forced and/or child labor.²⁴⁷

How do trafficking and/or child labor in diamond production affect me?



Diamonds are used in jewelry and industrial tools.

²⁴⁵ Human Rights Watch (HRW). “Zimbabwe: Diamond Abuses Show Need for Reforms.” June 4, 2012.

<http://www.hrw.org/news/2012/06/04/zimbabwe-diamond-abuses-show-need-reforms>

²⁴⁶ Rapaport Diamond Network. *Human Rights and the Diamond Industry-The Way Forward*.

<http://www.diamonds.net/cms/Conference/2010/conferencevideos.aspx>

²⁴⁷ World Diamond Council. *Diamond Industry Fact Sheet*.

<http://www.worlddiamondcouncil.org/download/resources/documents/Fact%20Sheet%20%28The%20Diamond%20Industry%29.pdf>

With the slogan “A diamond is forever,” De Beers marketed diamond rings as the symbol of love and fidelity. Approximately 75 percent of American brides wear a diamond ring.²⁴⁸ Globally, demand for diamonds is predicted to increase 4.5 percent in 2014, driven by Chinese and American consumption.²⁴⁹

Industrial uses of diamonds, such as cutting and drilling, account for 70 percent of all diamonds, generally those of lesser quality.²⁵⁰

Examples of what governments, corporations, and others are doing:

In addition to the Kimberly Process (see case study), initiatives with a focus on diamonds include the Madison Dialogue, the Responsible Jewelry Council (RJC), and the Diamond Development Initiative. The Madison Dialogue and RJC are both voluntary company initiatives with multi-stakeholder consultative components. The RJC launched a certification system for diamonds and gold in 2009, but its systems have been criticized for loopholes.²⁵¹

How can I learn more?

[Watch](#) the National Geographic video “Diamonds of War: Africa’s Blood Diamonds”

[Listen](#) to the 2010 Diamond Conference: “Human Rights and the Diamond Industry – The Way Forward.”

[Read](#) a feasibility study on Fair Trade diamonds.

[Visit](#) the website of Global Witness, which in 2003 was co-nominated for the Nobel Prize for its work on blood diamonds.

²⁴⁸ Sullivan, Courtney J. “How Diamonds Became Forever.” *New York Times*. May 3, 2013.

<http://www.nytimes.com/2013/05/05/fashion/weddings/how-americans-learned-to-love-diamonds.html>

²⁴⁹ Biesheuvel, Thomas. “De Beers Sees Diamond Demand Growing 4.5% on US, China.” *Bloomberg News*. February 24, 2014.

<http://www.bloomberg.com/news/2014-02-14/de-beers-sees-diamond-demand-growing-4-5-on-u-s-china.html>

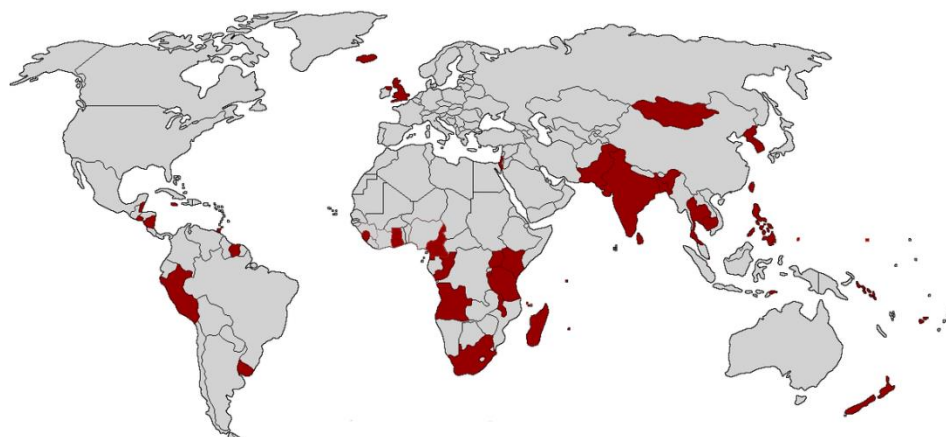
²⁵⁰ World Diamond Council. *Diamond Industry Fact Sheet*.

<http://www.worlddiamondcouncil.org/download/resources/documents/Fact%20Sheet%20%28The%20Diamond%20Industry%29.pdf>

²⁵¹ Earthworks. *How RJC Certification Fails to Create Responsible Jewelry*. May 22, 2013.

http://www.earthworksaaction.org/library/detail/more_shine_than_substance#.U2E-11fjW4

Fish



Fish is reportedly caught/harvested/processed with forced labor (FL) and/or child labor (CL) in the following countries:		Top ten countries that export fish worldwide (UN Comtrade 2012):	Top ten countries from which the US imports fish (UN Comtrade 2012):
Angola (FL)	Mongolia (FL)	1. China	1. Canada
Bangladesh – Dried Fish (FL, CL)	Namibia (FL)	2. Norway	2. China
Belize (FL)	New Zealand (FL)	3. United States	3. Chile
Burundi (FL)	Nicaragua – Shellfish (CL)	4. Vietnam	4. Indonesia
Cambodia (CL)	Pakistan (FL)	5. Canada	5. Vietnam
Cameroon (FL)	Palau (FL)	6. Chile	6. Thailand
Cormoros (FL)	Peru (CL, FL)	7. India	7. Ecuador
Congo, Republic of (FL)	Philippines (FL, CL)	8. Spain	8. India
El Salvador – Shellfish (CL)	Seychelles (FL)	9. Netherlands	9. Mexico
Fiji (FL)	Sierra Leone (FL)	10. Thailand	10. Norway
Gabon (FL)	Singapore (FL)		
Ghana – Fish; Tilapia (FL, CL)	Solomon Islands (FL)		
Iceland (FL)	South Africa (FL)		
India (FL)	Sri Lanka (FL)		
Indonesia (FL, CL)	Suriname (FL)		
Israel (FL)	Taiwan (FL)		
Jamaica (FL)	Tanzania – Nile Perch (FL, CL)		
Kenya (FL)	Thailand (FL)		
Korea (FL)	Timor Leste (FL)		
Madagascar (FL)	Trinidad and Tobago (FL)		
Malawi (FL)	Uganda (CL, FL)		
Mauritius (FL)	UK (FL)		
Micronesia (FL)	Uruguay (FL)		

Where are fish reportedly caught, harvested and processed with trafficking and/or child labor?

According to the U.S. Department of State 2015 *Trafficking in Persons Report*, forced labor or forced child labor is reported in the fishing/seafood sector in the following countries: Angola, Bangladesh, Belize, Burundi, Cameroon, Comoros, and Republic of Congo. Fiji, Gabon, Ghana, Iceland, India, Indonesia, Israel, Jamaica, Kenya, Korea, Madagascar, Malawi, Mauritius, Micronesia, Mongolia, Namibia, New Zealand, Pakistan, Palau, Peru, Philippines, Seychelles, Sierra Leone, Singapore, Solomon Islands, South Africa, Sri Lanka, Suriname, Taiwan, Tanzania, Thailand, Timor Lest, Trinidad and Tobago, Uganda, U.K., and Uruguay.²⁵²

The U.S. Department of Labor's 2014 *List of Goods Produced by Child Labor or Forced Labor* notes that fish is caught with forced labor in Ghana and Thailand. Child labor is noted in the fishing industries of Cambodia, Ghana, Indonesia, Peru, the Philippines, and Uganda. Nile Perch specifically is caught with child labor in Tanzania, and dried fish is produced with forced labor and child labor in Bangladesh. Child labor is noted in shellfish harvesting in in El Salvador and Nicaragua.²⁵³ (For more information on Shrimp, click [here](#).)

The U.S. Department of State 2015 *Trafficking in Persons Report* lists Angola, Fiji, India, Kenya, Madagascar, Malawi, Micronesia, Mongolia, Palau, Seychelles, Sierra Leone, Singapore, South Africa, Uruguay, Nicaragua, Indonesia, Peru, the Philippines, Uganda, Bangladesh, and El Salvador as Tier 2 countries. Republic of Congo, Gabon, Jamaica, Mauritius, Namibia, Pakistan, Solomon Islands, Sri Lanka, Tanzania, Timor Leste, Trinidad and Tobago, Cambodia, Ghana and Tanzania are listed as Tier 2 Watch List countries. Thailand, Belize, Burundi, and Comoros are Tier 3 countries.²⁵⁴

Gathering region-specific data on forced labor in ocean fishing is difficult because many fishing vessels travel in international waters and have crews from multiple countries. In many instances, the country of vessel ownership, the port state, the vessel's flag state, the coastal state, and the nationality of the workers on board will all be different. For example, the U.S. Department of State reports that fishers from Indonesia, the Philippines, Vietnam, Sri Lanka, North Korea and Fiji are subject to indicators of forced labor on Taiwanese flagged vessels in Solomon Islands' territorial waters.²⁵⁵

What does trafficking and/or child labor in fishing look like?

Verité and the ILO have identified several contributing factors to forced labor in fishing. Employment in the fishing sector is highly dependent on the local context, the size of the vessel, and the type of fishing undertaken. Fishers employed on larger boats may have relatively formal employment agreements with the captain of the vessel or fleet ownership, but contracts are rare. Workers may be recruited through formal or informal labor recruiters, to whom they owe debt for their job placement. Often workers recruited through brokers will have no advanced knowledge of their actual employer. On small boats, employment relationships are predominantly casual. The relationship may be based on traditional relationships such as patronage, leading to a high level of dependence between the worker and boss.

²⁵² Note that this includes fishing in territorial waters of a country workers.

²⁵³ U.S. Department of Labor. 2014 *List of Goods Produced by Child Labor or Forced Labor*. 2014 http://www.dol.gov/ilab/reports/pdf/TVPPRA_Report2014.pdf

²⁵⁴ U.S. Department of State. *Trafficking in Persons Report*.2015. <http://www.state.gov/documents/organization/245365.pdf>

²⁵⁵ U.S. Department of State. *Trafficking in Persons Report*.2015. <http://www.state.gov/documents/organization/245365.pdf>

Further complicating the employment relationship, payment on both large and small fishing vessels is often based on the traditional “share” system in which worker pay is based on an allotment of net proceeds from the catch after expenses for output (food, fuel, etc.) are deducted. Under the “share” system, workers are considered ‘partners’ in the fishing venture rather than employees, and are therefore denied legal protections available to other classes of workers.²⁵⁶

The “share” system also means that crew members share financial risk with owners. If a voyage does not clear a profit, workers may not be compensated, leaving them vulnerable to debt. Fishers may also have their pay docked for items consumed on board including cigarettes, alcohol, medicine, and in some cases, food. These items are often deducted at highly inflated rates. In some cases, a workers’ family may also take loans from the boat ownership while the fisher is at sea. These loans are also deducted from the fisher’s pay at high interest. The many fishers who are paid under some version of the “share” system often lack visibility of the calculation of profit and therefore their wages. For example, workers interviewed in the Philippines tuna sector noted that they are barred from observing the catch being weighed, leaving them reliant on the word of the ownership and leading to a perception of being cheated.²⁵⁷

Rates of abuse are high on fishing vessels. Regardless of formal employment relationships, crews are generally overseen by a captain or boss. The captain or boss has a high financial stake in a profitable voyage, incentivizing abusive management practices including actual or threatened physical abuse (hitting, threats or actual violence with weapons, denial of rest), verbal abuse (yelling, threats), and other forms of intimidation.²⁵⁸ In extreme cases, crew members have reported witnessing murders of crew members at the hands of bosses onboard vessels.²⁵⁹

²⁵⁶ Verité. *Research on Indicators of Forced Labor in the Supply Chain of Fish in Indonesia: Platform (Jermal) Fishing, Small-Boat Anchovy Fishing, and Blast Fishing*. 2012.

http://www.verite.org/sites/default/files/images/Research%20on%20Indicators%20of%20Forced%20Labor%20in%20the%20Indonesian%20Fishing%20Sector__9.16.pdf

Verité. *Research on Indicators of Forced Labor in the Supply Chain of Tuna in the Philippines*. 2012.

http://www.verite.org/sites/default/files/images/Research%20on%20Indicators%20of%20Forced%20Labor%20in%20the%20Philippines%20Tuna%20Sector__9.16.pdf

International Labor Organization (ILO). *Caught at Sea: Forced Labour and Trafficking in Fisheries*. 2013.

http://www.ilo.org/wcmsp5/groups/public/---ed_norm/---declaration/documents/publication/wcms_214472.pdf

²⁵⁷ Verité. *Research on Indicators of Forced Labor in the Supply Chain of Fish in Indonesia: Platform (Jermal) Fishing, Small-Boat Anchovy Fishing, and Blast Fishing*. 2012.

http://www.verite.org/sites/default/files/images/Research%20on%20Indicators%20of%20Forced%20Labor%20in%20the%20Indonesian%20Fishing%20Sector__9.16.pdf

Verité. *Research on Indicators of Forced Labor in the Supply Chain of Tuna in the Philippines*. 2012.

http://www.verite.org/sites/default/files/images/Research%20on%20Indicators%20of%20Forced%20Labor%20in%20the%20Philippines%20Tuna%20Sector__9.16.pdf

²⁵⁸ Verité. *Research on Indicators of Forced Labor in the Supply Chain of Fish in Indonesia: Platform (Jermal) Fishing, Small-Boat Anchovy Fishing, and Blast Fishing*. 2012.

http://www.verite.org/sites/default/files/images/Research%20on%20Indicators%20of%20Forced%20Labor%20in%20the%20Indonesian%20Fishing%20Sector__9.16.pdf

Verité. *Research on Indicators of Forced Labor in the Supply Chain of Tuna in the Philippines*. 2012.

http://www.verite.org/sites/default/files/images/Research%20on%20Indicators%20of%20Forced%20Labor%20in%20the%20Philippines%20Tuna%20Sector__9.16.pdf

International Labor Organization (ILO). *Caught at Sea: Forced Labour and Trafficking in Fisheries*. 2013.

http://www.ilo.org/wcmsp5/groups/public/---ed_norm/---declaration/documents/publication/wcms_214472.pdf

²⁵⁹ International Labor Organization (ILO). *Caught at Sea: Forced Labour and Trafficking in Fisheries*. 2013.

http://www.ilo.org/wcmsp5/groups/public/---ed_norm/---declaration/documents/publication/wcms_214472.pdf

Verité® | www.verite.org | +1.413.253.9227

Copyright © 2016 [Verité®]. All Rights Reserved.

Workers aboard fishing vessels are inherently isolated, particularly on larger vessels that can stay at sea for extended periods of time, leaving workers with limited means of escape or avenues to report abuse. Fishing operations take place across national and maritime boundaries, leaving workers under the legal jurisdiction of the country in which the vessel is flagged. In cases where the vessel is using a flag of convenience, workers have severely limited legal protection.²⁶⁰

The ILO identifies fishing as a highly hazardous sector. Fishers routinely face hazards and dangerous conditions of work including rough weather, exposure to sun and salt water without protective clothing, slippery/moving work surfaces, regular use of knives/other sharp objects, inadequate sleeping quarters, inadequate sanitation, and lack of fresh food/water. In addition, the work itself is highly labor intensive. When setting nets or hauling a catch, workers may be required to work around the clock for days without breaks. Workers report high degrees of fatigue, which further increases the risk of accidents. In informal fishing, children are involved in diving for fish, because they are believed to have stronger lungs. These children may dive without any protective gear, putting them at high risk for injury or death. Fish processing, which can take place on board larger vessels or in port cities, carries its own risks. For example, workers who pack fish on ice often report frost bite symptoms in the fingers. Few workers are provided adequate health and safety gear. When injuries and illness do occur, medical care is rarely provided. Adult and child workers interviewed by Verité reported high levels of injury to fishing crew, as well as high rates of illness. Due to the highly hazardous nature of the work, fishing is generally considered a worst form of child labor.²⁶¹

Labor rights abuses can also take place at the level of processing or canning. Burmese and Cambodian workers are also trafficked into working in fish processing plants in Thailand, through the same mechanisms that boat workers are recruited.²⁶²

²⁶⁰ Verité. *Research on Indicators of Forced Labor in the Supply Chain of Fish in Indonesia: Platform (Jermal) Fishing, Small-Boat Anchovy Fishing, and Blast Fishing*. 2012.

http://www.verite.org/sites/default/files/images/Research%20on%20Indicators%20of%20Forced%20Labor%20in%20the%20Indonesian%20Fishing%20Sector__9.16.pdf

Verité. *Research on Indicators of Forced Labor in the Supply Chain of Tuna in the Philippines*. 2012.

http://www.verite.org/sites/default/files/images/Research%20on%20Indicators%20of%20Forced%20Labor%20in%20the%20Philippines%20Tuna%20Sector__9.16.pdf

International Labor Organization (ILO). *Caught at Sea: Forced Labour and Trafficking in Fisheries*. 2013.

http://www.ilo.org/wcmsp5/groups/public/---ed_norm/---declaration/documents/publication/wcms_214472.pdf

²⁶¹ Verité. *Research on Indicators of Forced Labor in the Supply Chain of Fish in Indonesia: Platform (Jermal) Fishing, Small-Boat Anchovy Fishing, and Blast Fishing*. 2012.

http://www.verite.org/sites/default/files/images/Research%20on%20Indicators%20of%20Forced%20Labor%20in%20the%20Indonesian%20Fishing%20Sector__9.16.pdf

Verité. *Research on Indicators of Forced Labor in the Supply Chain of Tuna in the Philippines*. 2012.

http://www.verite.org/sites/default/files/images/Research%20on%20Indicators%20of%20Forced%20Labor%20in%20the%20Philippines%20Tuna%20Sector__9.16.pdf

International Labor Organization (ILO). *Caught at Sea: Forced Labour and Trafficking in Fisheries*. 2013.

http://www.ilo.org/wcmsp5/groups/public/---ed_norm/---declaration/documents/publication/wcms_214472.pdf

²⁶² Mirror Foundation. 2011. *Trafficking and Forced Labour of Thai Males in Deep-sea Fishing (Bangkok)*. As cited in: International Labor Organization (ILO). *Employment Practices and Working Conditions in Thailand's Fishing Sector*. 2013. www.ilo.org/wcmsp5/groups/public/---asia/---ro-bangkok/documents/publication/wcms_220596.pdf

Verité® | www.verite.org | +1.413.253.9227

Copyright © 2016 [Verité®]. All Rights Reserved.

Verité research found child labor in fish drying workshops in Indonesia. Girls as young as ten work alongside their mothers and are responsible for sorting, boiling, salt processing, and drying the fish. Because this work is conducted overnight, many of the girls drop out of school due to exhaustion.²⁶³ In the Philippines tuna canning sector, Verité found indicators of exploitive labor among the primarily female workers of the facility. There has been a shift towards a highly “casual” labor system. Workers are hired through manpower cooperatives or recruiters and therefore do not have a direct relationship with the canning facilities. Several workers reported wage deductions and forced overtime.²⁶⁴

Case Study:

Labor Trafficking in the Philippines

The Philippines is a global hotspot for human trafficking and fishing. Verité found that fishermen faced abuses such as being forced to work longer than told, being paid lower wages than promised, and having wages withheld. Additionally, competition for positions is such that workers may have to make bribes to obtain employment. Foreign workers are also at risk on ships from the Philippines. Taiwanese fishing vessels have been observed transferring foreign laborers to houseboats when they dock in a Taiwanese port and then picking up the foreign laborers before heading out to sea again. Almost 30 percent of seamen in the world are Filipino.²⁶⁵ Further Verité research conducted between 2008 and 2011 found induced indebtedness, lack of contracts and grievance mechanisms, engagement in hazardous work, and low earnings in hand line fishing and purse seine tuna fishing in the Philippines.²⁶⁶

Labor Trafficking and Child Labor in the Supply Chain of Fish in Indonesia

Research performed by Verité in 2010, 2011, and early 2012, revealed appalling conditions for fishermen in Indonesia. Fishers were found to work excessively long hours around the clock, they were forced to work overtime and be on-call. They had limited freedom of movement and communication, leading to extreme isolation, and they were constantly under supervision. The living conditions for these fishermen were poor, the work was hazardous, and there was limited access to medical attention, food and fresh water. The bosses were physically and verbally abusive, wages were withheld and not paid until the end of the three-month term, and there was even evidence of workers with mental disabilities being exploited in the fishing sector. In small-boat anchovy fishing and blast fishing, Verité found child labor and conditions of debt bondage.²⁶⁷

²⁶³ Verité. *Research on Indicators of Forced Labor in the Supply Chain of Fish in Indonesia: Platform (Jermal) Fishing, Small-Boat Anchovy Fishing, and Blast Fishing*. 2012.
http://www.verite.org/sites/default/files/images/Research%20on%20Indicators%20of%20Forced%20Labor%20in%20the%20Indonesian%20Fishing%20Sector__9.16.pdf

²⁶⁴ Verité. *Research on Indicators of Forced Labor in the Supply Chain of Tuna in the Philippines*. 2012.
http://www.verite.org/sites/default/files/images/Research%20on%20Indicators%20of%20Forced%20Labor%20in%20the%20Philippines%20Tuna%20Sector__9.16.pdf

²⁶⁵ Verité. *Hidden Costs in the Global Economy: Human Trafficking of Philippine Males in Maritime, Construction and Agriculture*. 2007.

<http://www.verite.org/sites/default/files/images/Verit%C3%A9%20TIP%20Report%20Male%20Trafficking.pdf>

²⁶⁶ Verité. *Research on Indicators of Forced Labor in the Supply Chain of Tuna in the Philippines*. 2012.

http://www.verite.org/sites/default/files/images/Research%20on%20Indicators%20of%20Forced%20Labor%20in%20the%20Philippines%20Tuna%20Sector__9.16.pdf

²⁶⁷ Verité. *Research on Indicators of Forced Labor in the Supply Chain of Fish in Indonesia: Platform (Jermal) Fishing, Small-Boat Anchovy Fishing, and Blast Fishing*. 2012.

http://www.verite.org/sites/default/files/images/Research%20on%20Indicators%20of%20Forced%20Labor%20in%20the%20Indonesian%20Fishing%20Sector__9.16.pdf

Verité® | www.verite.org | +1.413.253.9227

Copyright © 2016 [Verité®]. All Rights Reserved.

Forced Child Labor, Lake Volta, Ghana

In Ghana, fishermen or labor brokers approach the parents of young children and arrange to take them for training in fishing boats in the Lake Volta region. At the end of the training period, which may last up to five years, they are promised a payment of cash or goods.²⁶⁸ Sometimes the brokers promise parents additional educational access and job training. They may also offer parents an advance for their child's work. However, abusive work conditions and lack of interim payment may mean that children enter into a situation of human trafficking.

Human Trafficking in Thai Fishing Sector

In Thailand recent media stories and NGO reports have documented horrific abuses of migrant workers in the seafood sector. Migrant workers from Burma and Cambodia pay fees to brokers, often hoping to find jobs in construction or manufacturing. Instead, they may be sold to boat captains and subject to extreme violence, horrific conditions and up to 20 hours a day of forced work. Some were locked in chains and kept at sea for years.²⁶⁹ The Thai fishing industry is deeply reliant on migrant labor as there is a labor shortage in the sector.²⁷⁰ As fish catch decreases due to overfishing, vessels must stay at sea for longer and longer periods, and contend with sharply decreasing profit margins -- meaning that that one of the few opportunities for profit is in decreasing labor costs. These factors make it difficult to recruit workers, as those who have alternative livelihood options avoid the sector.

Fish Supply Chain:

Verité. *Research on Indicators of Forced Labor in the Supply Chain of Tuna in the Philippines*. 2012.

http://www.verite.org/sites/default/files/images/Research%20on%20Indicators%20of%20Forced%20Labor%20in%20the%20Philippines%20Tuna%20Sector__9.16.pdf

²⁶⁸ UN Office on Drugs and Crime. *Child Trafficking in Ghana*. 2010. <http://www.unodc.org/unodc/en/frontpage/child-trafficking-in-ghana.html>

²⁶⁹ Environmental Justice Foundation. *Slavery at Sea: The Continued Plight of Trafficked Migrants in Thailand's Fishing Industry*. March 4, 2014. <http://ejfoundation.org/node/1062>

Hodal, Kate; Kelly, Chris. The Guardian. "Trafficked into slavery on Thai trawlers to catch food for prawns." June 10, 2014. <http://www.theguardian.com/global-development/2014/jun/10/-sp-migrant-workers-new-life-enslaved-thai-fishing>.

McDowell, Robin; Mendoza, Martha; Mason, Margie. Associated Press. "Are Slaves Catching the Fish You Buy?" March 25, 2015. <http://bigstory.ap.org/article/b9e0fc7155014ba78e07f1a022d90389/ap-investigation-are-slaves-catching-fish-you-buy>

Stoakes, Emanuel; Kelly, Chris; Kelly, Annie. The Guardian. "Revealed: how the Thai fishing industry trafficks, imprisons and enslaves." July 20, 2015. <http://www.theguardian.com/global-development/2015/jul/20/thai-fishing-industry-implicated-enslavement-deaths-rohingya>.

Urbina, Ian. New York Times. "Sea Slaves: The Human Misery That Feeds Pets and Livestock." July 27, 2015. http://www.nytimes.com/2015/07/27/world/outlaw-ocean-thailand-fishing-sea-slaves-pets.html?_r=1.

²⁷⁰ Undercurrent News. "Thai Fishing Industry in Labor Shortage." January 22, 2015.

Verité® | www.verite.org | +1.413.253.9227

Copyright © 2016 [Verité®]. All Rights Reserved.



Source: UN Conference on Trade and Development. *Commodity Atlas: Fishery Products*. 2004. http://www.unctad.org/en/docs/ditccom20041ch9_en.pdf

Fish is captured through wild-harvest catching or aquaculture (production of fish or shellfish on farms). The seafood is then collected from docks or farms and sold directly or through intermediaries to processing facilities. Processing facilities may fillet, bread, can, pickle, or otherwise process the fish. The processing facilities may be owned by brands or they might be independent suppliers. The seafood is then transported to retailers such as restaurants and supermarkets for purchase by consumer.

How do trafficking and/or child labor in fishing affect me?



Of all fish caught, 80 percent is used for food and 20 percent is made into fishmeal and oil.²⁷¹

The United Nations Conference on Trade and Development (UNCTAD) reports that “for two thirds of the world’s population, including most of the world’s poor, fish provides at least 40 percent of protein consumption.”²⁷² The United States is ranked third in terms of fish consumption, right behind China and Japan. A total of 4.8 billion pounds of seafood was consumed by Americans in 2009, 84 percent of which was imported.²⁷³

Examples of what governments, corporations, and others are doing:

Cambodia’s Response to Child Labor in the Fishing Industry

²⁷¹ UN Conference on Trade and Development. *Commodity Atlas: Fishery Products*. 2004. http://www.unctad.org/en/docs/ditccom20041ch9_en.pdf

²⁷² UN Conference on Trade and Development. *Commodity Atlas: Fishery Products*. 2004. http://www.unctad.org/en/docs/ditccom20041ch9_en.pdf

²⁷³ Science Daily. “US Seafood Consumption Declines Slightly in 2009.” September 13, 2010. <http://www.sciencedaily.com/releases/2010/09/100913164659.htm>

An estimated six million people in Cambodia take part in fishing related activities in Cambodia.²⁷⁴ Most of these people are working on a subsistence level, which means that oftentimes the whole family is involved in the labor including the children. The Cambodian Ministry of Agriculture, Forestry and Fisheries (MAFF) and the Fisheries Administration (FiA) have been working with the Department of Labor's Office of Child Labor, Forced Labor and Human Trafficking (OCFT) to "eliminate child labor in the sector and to improve rural livelihoods, enhance food security, and ensure sustainable development and equitable use of fisheries resource base." In addition, FiA is working with the ILO and the United Nations Food and Agriculture Organization (FAO), among others, to "empower local communities so that farmers can participate directly, actively and equitably in fishery plans, programs and management." The ILO and FAO held a workshop in December 2011 that educated FiA officials on child labor in fisheries. The FiA then held a national stakeholder consultation meeting a couple months later to address these issues and the National Plan of Action on Eliminating Child Labor in Fisheries & Aquaculture Sector of Cambodia was produced and officially endorsed by MAFF. The government has also included "child labor elimination targets in fishing communities" in their 10-year fishery plan and child labor concerns in the Cambodia Code of Conduct for Responsible Fisheries.²⁷⁵

The Government of Thailand's Response to Migrant Trafficking

The Thai Ministry of Social Development and Human Security (MSDHS) rolled out the 2013 National Action Plan to Prevent and Suppress Human Trafficking (NAP) in the 2012-2013 fiscal year. The NAP lays out activities to combat human trafficking in Thailand, in the fishing sector specifically. Stakeholders, including the Environmental Justice Foundation (EJF) have been critical of the plan and of the government follow-through as of 2014. EJF states that implementation of the NAP "fail[s] to address many of the systemic issues identified by the U.S. Department of State as undermining efforts to combat human trafficking within Thailand."²⁷⁶ And EJF investigation found that corruption is also a serious problem, with local officials enabling human trafficking.²⁷⁷

In 2015, the U.S. Department of State reported that the Thai government regularized the migration status of 1.6 million migrant workers. However, according to media reports, efforts to register undocumented migrant fish workers are still incomplete²⁷⁸ and origin country verification was still pending as of July 2015.²⁷⁹

To address the root cause of the labor shortage in the fishing sector, the government passed new labor laws that mandated a minimum wage, as well as other working conditions such as employment contracts and holidays. However, the U.S. Department of State reported that "law enforcement, inadequate human

²⁷⁴ Food and Agriculture Organization of the United Nations. *National Fisheries Sector Overview: Cambodia*. March 2011.

²⁷⁵ U.S. Department of Labor. *2012 List of Goods Produced by Child Labor or Forced Labor*. 2012. <http://www.dol.gov/ilab/programs/ocft/pdf/2011TVPR.pdf>

²⁷⁶ Environmental Justice Foundation (EJF). *Slavery at Sea: The Continued Plight of Trafficked Migrants in Thailand's Fishing Industry*. 2014. http://ejfoundation.org/sites/default/files/public/EJF_Slavery-at-Sea_report_2014_web-ok.pdf

²⁷⁷ Environmental Justice Foundation (EJF). *Slavery at Sea: The Continued Plight of Trafficked Migrants in Thailand's Fishing Industry*. 2014. http://ejfoundation.org/sites/default/files/public/EJF_Slavery-at-Sea_report_2014_web-ok.pdf

²⁷⁸ Ashayagachat, Achara. "Migrant Fishing Worker Documentation Hampered." *The Bangkok Post*. April 27, 2014. <http://www.bangkokpost.com/news/local/406825/migrant-fishing-worker-documentation-hampered>

²⁷⁹ U.S. Department of State. *Trafficking in Persons Report*. 2015. <http://www.state.gov/documents/organization/245365.pdf>

and financial resources, lack of systemic data linkages among relevant agencies, and fragmented coordination among regulatory agencies in the fishing industry contributed to overall impunity for exploitative labor practices in this sector.”²⁸⁰

Singapore’s Response to Migrant Workers Seeking Assistance in Port

The U.S. Department of State reported that the government of Singapore funds Seafarers’ Welfare Centers to help fishers who seek assistance in Singapore’s ports. However, because many migrant workers are ineligible to receive work permits, they are not eligible to receive legal redress in Singapore.²⁸¹

Where can I learn more?

[Watch](#) a series of videos by the EJF on flags of convenience and pirate fishing.

[Read](#) a report by Verité on trafficking in the Philippines.

[Read](#) a report by Verité on human trafficking for forced labor indicators in the supply chain of fish in Indonesia.

[Read](#) a report by Verité on human trafficking for forced labor indicators in the supply chain of tuna in the Philippines

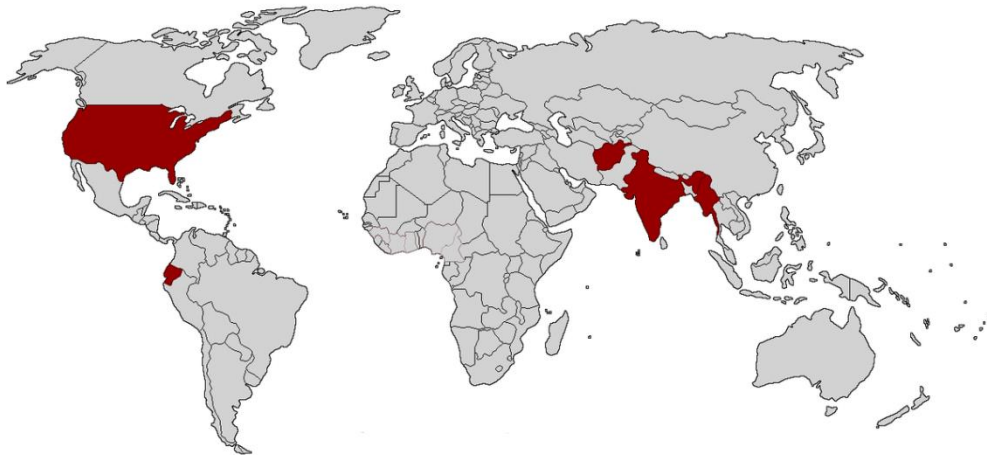
[Read](#) a report by the EJF about labor abuses in fishing.

[Read](#) a report by the International Transport Workers Federation on labor abuses in fishing and transport.

²⁸⁰ U.S. Department of State. *Trafficking in Persons Report*.2015. <http://www.state.gov/documents/organization/245365.pdf>

²⁸¹ U.S. Department of State. *Trafficking in Persons Report*.2015. <http://www.state.gov/documents/organization/245365.pdf>

Flowers



Flowers are reportedly produced with forced labor (FL) and/or child labor (CL) in the following countries:

Top ten countries that export flowers worldwide (UN Comtrade 2012):

Top ten countries from which the US imports flowers (UN Comtrade 2012):

Afghanistan (CL)

Burma – sunflowers (FL)

Ecuador (CL)

India (FL)

United States (FL)

1. Netherlands

2. Colombia

3. Ecuador

4. Malaysia

5. Ethiopia

6. China

7. Thailand

8. Mexico

9. Spain

10. Germany

Not Available

Where are flowers reportedly produced with trafficking and/or child labor?

The U.S. Department of State 2015 *Trafficking in Persons Report* notes the possibility of trafficking in the Indian floriculture sector.²⁸²

According to the U.S. Department of Labor 2014 *List of Goods Produced by Child Labor or Forced Labor*, flowers are harvested using child labor in Ecuador and Afghanistan. Sunflowers are reportedly produced using forced labor in Burma.²⁸³

²⁸² U.S. Department of State. *Trafficking in Persons Report*. 2015. <http://www.state.gov/documents/organization/245365.pdf>

²⁸³ U.S. Department of Labor. 2014 *List of Goods Produced by Child Labor or Forced Labor*. 2014 http://www.dol.gov/ilab/reports/pdf/TVPR_Report2014.pdf

There is some evidence that migrant workers experience indicators of forced labor in the plant nursery sector in the United States²⁸⁴

The U.S. Department of State 2015 *Trafficking in Persons Report* lists Afghanistan, Ecuador and India as Tier 2 countries. Burma is listed as a Tier 2 Watch List country. The United States is listed as a Tier 1 country.²⁸⁵

What does trafficking and/or child labor in flower production look like?

In 2000, the International Labor Organization reported that 20 percent of 60,000 flower workers in Ecuador were children who were forced to work in the industry for financial reasons, instead of attending school. Children in flower production are exposed to physically strenuous labor, long hours, and dangerous chemicals in the form of pesticides and herbicides. Fair Trade USA reported that workers (including children) in the flower industry are exposed to health risks from inhaling pesticides and fuel fumes and can develop asthma.²⁸⁶ These workers work seven days a week and are rarely allowed sick time or days off. Fair Trade USA claims that medical care and educational resources are very limited for workers in the cut flower industry.²⁸⁷

The International Labor Rights Fund (ILRF) reports that workers in the flower sector are routinely required to work overtime (up to 20 hours a day) without extra pay, particularly around high periods such as before Valentine's Day.²⁸⁸

Women, who are heavily represented in the flower sector, are subjected to endemic sexual violence and harassment, facilitated by solitary work conditions and long hours. Incidents are rarely reported, as women fear reprisal from their supervisors. Furthermore, the very poor women who often work in the flower sector may fear losing their jobs altogether if they report the abuse.²⁸⁹

In the United States, a lawsuit against Imperial Nurseries charges that agents of Imperial confiscated Guatemalan H-2B workers' passports to prevent their escape, forced them to work nearly 80 hours a week for far less than minimum wage, denied them emergency medical care, and threatened them with jail and deportation if they complained. Workers interviewed by Verité indicated that their freedom of movement was severely curtailed. Eight workers were housed in a small two bedroom apartment in a dangerous neighborhood in Hartford, CT where they were either afraid to talk to people or were unable to do so due to language barriers. They also reported that they were specifically told not to leave the apartment and

²⁸⁴ Verité. *Immigrant Workers in US Agriculture: The Role of Labor Brokers in Vulnerability to Forced Labor*. 2010. https://www.verite.org/sites/default/files/images/HELP%20WANTED_A%20Verite%CC%81%20Report_Migrant%20Workers%20in%20the%20United%20States.pdf

²⁸⁵ U.S. Department of State. *Trafficking in Persons Report*. 2015. <http://www.state.gov/documents/organization/245365.pdf>

²⁸⁶ Fair Trade USA. "Fair Trade Romance? Why Fair Trade Flowers Matter on Valentine's Day." Triple Pundit. February 7, 2013. <http://www.triplepundit.com/2013/02/fair-trade-romance-fair-trade-flowers-matter-valentines-day/>

²⁸⁷ Fair Trade USA. "Fair Trade Romance? Why Fair Trade Flowers Matter on Valentine's Day." Triple Pundit. February 7, 2013. <http://www.triplepundit.com/2013/02/fair-trade-romance-fair-trade-flowers-matter-valentines-day/>

²⁸⁸ International Labor Rights Fund (ILRF). *Flowers*. <http://www.laborrights.org/creating-a-sweatfree-world/fairness-in-flowers>

²⁸⁹ International Labor Rights Fund (ILRF). *Sexual Harassment in the Workplace: The Cut Flower Industry*. April 2005. <http://www.laborrights.org/sites/default/files/publications-and-resources/Ecuador.pdf>

that two Mexican supervisors were housed with them to ensure that they did not escape. The employers threatened to report workers to immigration services if they tried to leave.²⁹⁰

How do trafficking and/or child labor in flower production affect me?



Flowers are in high demand in the United States as representations of love and affection during the holiday season. Almost ninety percent of America's Valentine's Day flowers are imported, and most of those flowers are from Colombia and Ecuador.²⁹¹ Ecuador is known to employ children in their cut flower industry.²⁹² The International Business Times found that, during the Valentine's Day season, workers were forced to work up to twenty hours per day, and the increased demand for labor increased the chances that children would be hired.²⁹³ The U.S. International Trade Commission reports that importing flowers from growers in South America and Africa is preferred over domestic production due to lower worker wages, lower land and resource costs, and weaker currency value.²⁹⁴

²⁹⁰ Verité. *Immigrant Workers in US Agriculture: The Role of Labor Brokers in Vulnerability to Forced Labor*. 2010. https://www.verite.org/sites/default/files/images/HELP%20WANTED_A%20Verite%CC%81%20Report_Migrant%20Workers%20in%20the%20United%20States.pdf

²⁹¹ Thakur, Monami. "Valentine's Day: Demand for Rose Soars in US, 90 Percent Imported." *International Business Times Media, Inc.* February 14, 2012. <http://www.ibtimes.com/valentines-day-demand-rose-soars-us-90-percent-imported-photos-554189#>

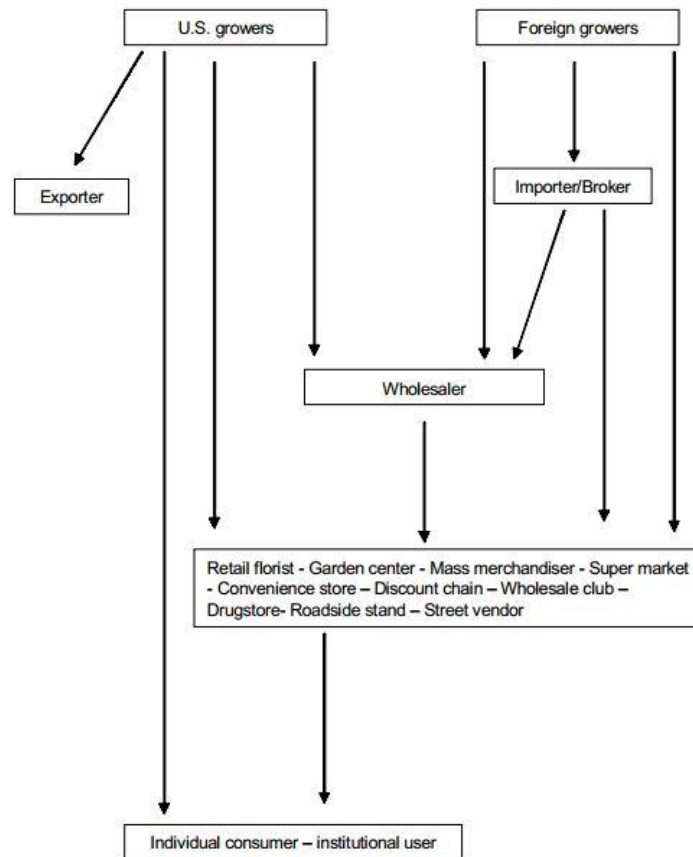
²⁹² U.S. Department of Labor. *2011 Findings on the Worst Forms of Child Labor*. 2011. <http://www.dol.gov/ilab/programs/ocft/2011TDA.pdf>

²⁹³ Thakur, Monami. "Valentine's Day: Demand for Rose Soars in US, 90 Percent Imported." *International Business Times Media, Inc.* February 14, 2012. <http://www.ibtimes.com/valentines-day-demand-rose-soars-us-90-percent-imported-photos-554189#>

²⁹⁴ U.S. International Trade Commission, Office of Industries. *Industry & Trade Summary: Cut Flowers*. February 2003. <http://www.usitc.gov/publications/332/pub3580.pdf>

Flower Production and Supply Chain:

Major distribution channels for fresh cut flowers in the United States



Source: *US International Trade Commission, Office of Industries. Industry & Trade Summary: Cut Flowers. February 2003.*

<http://www.usitc.gov/publications/332/pub3580.pdf>

In South America, seeds, seedlings, and flower cuttings are often imported from labs to be planted in greenhouses or fields. Some plants can last a number of years and produce hundreds of blooms. Flower plants can take weeks to mature and produce blooms, during which time workers must care for the plants, often by applying harmful pesticides and herbicides. After plants mature, flowers are cut, usually by hand, and shipped to the United States and Europe for sale.²⁹⁵

Examples of what governments, corporations, and others are doing:

The ‘Ecuador without Child Labor’ government policy aims to gather child labor data, raise awareness and strengthen labor inspections. Under the policy, government agencies partner with private sector actors

²⁹⁵ U.S. International Trade Commission, Office of Industries. *Industry & Trade Summary: Cut Flowers*. February 2003. <http://www.usitc.gov/publications/332/pub3580.pdf>
Verité® / www.verite.org / +1.413.253.9227

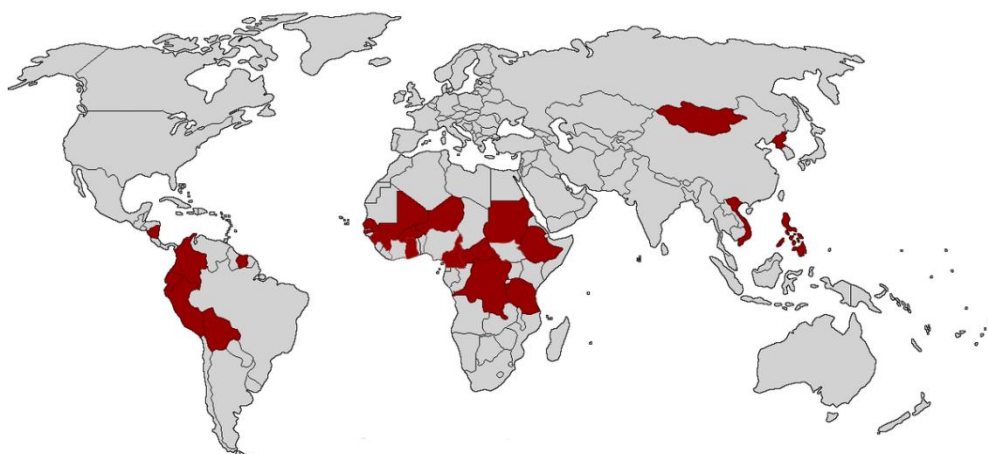
to coordinate actions and promote joint programs to address child labor in agriculture, livestock, construction and flower sectors.²⁹⁶

Where can I learn more?

[Watch](#) this video on labor conditions on U.S. owned flower plantations

²⁹⁶ U.S. Department of Labor. *2013 Findings on the Worst Forms of Child Labor: Ecuador*. 2013.
<http://www.dol.gov/ilab/reports/child-labor/ecuador.htm>

Gold



Gold is reportedly produced with forced labor (FL) and/or child labor (CL) in the following countries:	Top ten countries that export gold worldwide (UN Comtrade 2012):	Top ten countries from which the US imports gold (UN Comtrade 2012):
Bolivia (CL)	1. Saudi Arabia	1. Mexico
Burkina Faso (FL, CL)	2. Spain	2. Colombia
Burundi (FL)	3. Hong Kong	3. Canada
Cameroon (FL)	4. United States	4. Peru
Central African Republic (FL)	5. Mexico	5. Bolivia
Colombia (CL)	6. Tanzania	6. Curacao
Democratic Republic of Congo (DRC) (FL, CL)	7. Peru	7. Guatemala
Ecuador (CL)	8. Canada	8. Guyana
Ethiopia (CL)	9. Turkey	9. Ecuador
Ghana (CL, FL)	10. Argentina	10. Chile
Guinea (CL)		
Indonesia (CL)		
Mali (FL, CL)		
Mongolia (CL)		
Nicaragua (CL)		
Niger (FL, CL)		
North Korea (FL)		
Peru (FL, CL)		
Philippines (CL)		
Senegal (FL, CL)		

Suriname (FL, CL)
Sudan (FL)
Suriname (FL, CL)
Tanzania (CL)
Vietnam (FL)

Where is gold reportedly produced with trafficking and/or child labor?

According to the U.S. Department of State 2015 *Trafficking in Persons Report*, gold is reportedly produced with forced labor or forced child labor in Burkina Faso, Burundi, Cameroon, Central African Republic (CAR), Democratic Republic of Congo (DRC), Ghana, Mali, Niger, Peru, Senegal, Sudan, Suriname, and Vietnam.²⁹⁷

The Department of Labor 2014 *List of Goods Produced by Child Labor or Forced Labor* notes that forced labor in gold production is found in Burkina Faso, the Democratic Republic of the Congo (DRC), North Korea, and Peru, and child labor is found in Bolivia, Colombia, the DRC, Ecuador, Ethiopia, Ghana, Guinea, Indonesia, Mali, Mongolia, Nicaragua, Niger, Peru, the Philippines, Senegal, Suriname, and Tanzania.²⁹⁸ Child labor has been reported in gold mining in Burkina Faso.²⁹⁹

The U.S. Department of State *Trafficking in Persons Report* lists. Nicaragua, Cameroon, Niger, Sudan, Surinam, Vietnam, Colombia, Ecuador, Ethiopia, Indonesia, Mongolia, Niger, Peru, Philippines, and Senegal are listed as Tier 2 countries. Burkina Faso, Sudan, Surinam, Guinea, Mali, Suriname, DRC, Ghana and Tanzania are listed as Tier 2 Watch List countries. Burundi and North Korea are listed as Tier 3 countries.³⁰⁰

What does trafficking and/or child labor in gold production look like?

Forced labor in gold production can be linked to migrant workers or to debt-bondage. In the case of debt bondage, middlemen sell artisanal and small-scale miners supplies at inflated prices which miners are unable to pay back, resulting in a cycle of debt. This form of forced labor is most common in Latin America, where labor trafficking also occurs in illegal gold mines. The control of illegal gold mines by criminal groups in Peru and Colombia increases workers' risk to human trafficking.³⁰¹ Revenue generated from illegal gold exports rivals cocaine as a generator of illicit revenue in Peru.³⁰² According to a 2012 report, profits for criminal groups from illegal gold mining have surpassed the revenue generated from coca in eight provinces in Colombia.³⁰³

²⁹⁷ U.S. Department of State. *Trafficking in Persons Report*. 2015. <http://www.state.gov/documents/organization/245365.pdf>

²⁹⁸ U.S. Department of Labor. 2014 *List of Goods Produced by Child Labor or Forced Labor*. 2014 http://www.dol.gov/ilab/reports/pdf/TVPRA_Report2014.pdf

²⁹⁹ Unicef. Getting Children out of Gold Mining in Burkina Faso. http://www.unicef.org/protection/burkinafaso_73787.html

³⁰⁰ U.S. Department of State. *Trafficking in Persons Report*. 2015. <http://www.state.gov/documents/organization/245365.pdf>

³⁰¹ Verité. *Risk Analysis of Indicators of Forced labor and Human Trafficking in Illegal Gold Mining in Peru*. 2013. <http://www.verite.org/sites/default/files/images/IndicatorsofForcedLaborinGoldMininginPeru.pdf> Yagoub, Mimi. Insight Crime. "Peru, Colombia Join Forces to Tackle Illegal Gold." May 7, 2014. Mining <http://www.insightcrime.org/news-briefs/peru-colombia-join-forces-illegal-gold-mining>

³⁰² Verité. *Risk Analysis of Indicators of Forced labor and Human Trafficking in Illegal Gold Mining in Peru*. 2013. <http://www.verite.org/sites/default/files/images/IndicatorsofForcedLaborinGoldMininginPeru.pdf>

³⁰³ Ramsey, Geoffrey. "Gold Overtaking Coca for Colombia's Gangs: Report." *Insight Crime*. September 12, 2012. <http://www.insightcrime.org/news-analysis/colombian-armed-groups-coca-mining>

Human trafficking in the DRC occurs in North and South Kivu where armed groups control mines, including gold mines. Miners may be forced to work under threat of violence or may be required to pay a “tax” to armed groups. Profits from gold mining, as well as mining of minerals such as cassiterite, columbite-tantalite and wolframite, fund the on-going conflict in the country.³⁰⁴ In Sudan, the U.S. Department of State noted reports that tribal conflicts of control of the mines increased children forced in acting as child soldiers.³⁰⁵

Discoveries of gold in a region can lead to “rushes,” particularly in areas where people have lost other livelihood options. Rushes can also create labor shortages in other sectors, such as agriculture. These rushes can precipitate large scale migrations and the creation of a highly vulnerable population living in isolation in mining camps. In the Kedougou region of Senegal, for example, villagers who cannot support their families through agriculture or have lost their land to logging have turned to gold mining as a necessity. They are joined by international migrants from the neighboring countries of Mali, Guinea, Gambia, Ghana, Burkina Faso, Togo, and Nigeria. In many cases, migrant workers in the mining sector include children and juveniles, either travelling with their families or independently.³⁰⁶

In general, child laborers in gold mining include both children working voluntarily as a means of supporting themselves or their families as well as children who have been trafficked. In the case of child trafficking in West Africa, children from local communities and neighboring countries have been trafficked into informal gold mining.³⁰⁷

Gold mining and processing presents serious health hazards to all workers, especially children, in countries such as Tanzania, Burkina Faso, Mali, Ethiopia, Ghana, Guinea, Indonesia, Mongolia, Nicaragua, Niger, Senegal, Suriname, Tanzania, and Peru. The mining shafts, in which workers, including teenage boys, often work are usually unstable, and children can suffer severe injuries and deaths from falls and collapsed mine shafts.³⁰⁸ The dust from pulverizing stone can lead to lung damage. Younger children often dig out the pits with sharp tools and carry heavy bags of ore, both of which can lead to musculoskeletal injuries.

In informal and illegal mining, powdered ore is mixed with mercury to create an amalgam that workers burn to evaporate the mercury and collect the gold. Women and children often complete this task at mining camps. This process is detrimental to the worker’s health as exposure to mercury can cause developmental and neurological problems, especially among children.³⁰⁹ Mercury may be ingested

³⁰⁴ Free the Slaves. *The Congo Report: Slavery in Conflict Minerals*. June 2011. <https://www.freetheslaves.net/document.doc?id=243>

Global Witness. *Faced With A Gun, What Can You Do?* 2009.

<https://www.globalwitness.org/sites/default/files/pdfs/englishsummary.pdf>

³⁰⁵ U.S. Department of State. *Trafficking in Persons Report*. 2015. <http://www.state.gov/documents/organization/245365.pdf>

³⁰⁶ Thorsen, Dorte. *Children Working in Mines and Quarries – Evidence from West and Central Africa*. UNICEF. April 2012. http://www.unicef.org/wcaro/english/Briefing_paper_No_4_-_children_working_in_mines_and_quarries.pdf

³⁰⁷ Human Rights Watch (HRW). *Gold’s Costly Dividend*. 2010. <http://www.hrw.org/features/png-golds-costly-dividend>
Charlton, Angela. “Child Trafficking Victims Freed in Burkina Faso.” *Associated Press*. November, 22 2012. <http://bigstory.ap.org/article/child-trafficking-victims-freed-burkina-faso>

³⁰⁸ Internal Verité research.

³⁰⁹ Human Rights Watch (HRW). *Toxic Toil: Child Labor and Mercury Exposure in Tanzania’s Small-Scale Gold Mines*. August 2013. <http://www.hrw.org/node/118031/>

Verité® | www.verite.org | +1.413.253.9227

Copyright © 2016 [Verité®]. All Rights Reserved.

(accidentally during work or when it contaminates water), absorbed through the skin (when it is handled with bare hands or miners have to swim in mercury contaminated water), or inhaled (when the mercury is burnt off of pieces of gold). This can result in inflammation of vital organs, the inability to urinate, shock, and death. It can also result in skin lesions, irritation to the lungs, difficulty breathing, and permanent damage to the nervous system.³¹⁰ Verité research in Peru indicates that in some formal processing plants, workers are also exposed to cyanide with minimal Personal Protective Equipment (PPE) and many workers are exposed to mercury with little to no PPE in illegal gold mining.³¹¹

Workers, including child workers, are often required to work long shifts, sometimes working up to 24 hours at a time. Child workers miss out on educational opportunities, as mining requires children to skip or forgo school entirely. Female workers, including child workers, are frequently exposed to sexual harassment, which can lead to involvement in the commercial sex industry and increased risk of sexually transmitted infections.³¹²

Case Study:

Gold Production in Burkina Faso and Mali

The International Labor Organization (ILO) estimates that the Sahel region in West Africa accounts for a quarter of all child labor in mining. The ILO indicates that 70 percent of all children working in the area are less than 15 years old.³¹³ While the majority of gold in Burkina Faso and Mali is produced by large-scale commercial mines, often owned by foreign companies, small-scale mining offers an opportunity for income in a region ranked among the world's poorest and least developed. The vast majority of child labor is associated with these small-scale mines. Many children working in mines work alongside their families and live with their families in camps near the mines. In other cases, children, particularly juvenile boys, may migrate by themselves to seek livelihood opportunities.³¹⁴ Although much of the reporting has focused on children who migrate willingly, either individually or with their families, police have rescued children who were trafficked to gold mines in Burkina Faso.³¹⁵ The sex trafficking of girls in mining camps has also been reported.³¹⁶ The U.S. Department of State reported that women and girls are trafficked to gold mining regions for domestic labor and forced prostitution for those engaged in gold mining in Mali.³¹⁷

³¹⁰ International Labor Organization (ILO). *Peligros, Riesgos y Daños a La Salud de Los Niños y Niñas que Trabajan en la Minería Artesanal*. Organización Internacional del Trabajo. 2005.

http://white.oit.org.pe/ipecc/documentos/cartilla_riesgos_min.pdf

³¹¹ Verité. *Risk Analysis of Indicators of Forced labor and Human Trafficking in Illegal Gold Mining in Peru*. 2013.

<http://www.verite.org/sites/default/files/images/IndicatorsofForcedLaborinGoldMininginPeru.pdf>

³¹² Human Rights Watch (HRW). *Toxic Toil: Child Labor and Mercury Exposure in Tanzania's Small-Scale Gold Mines*. August 2013. <http://www.hrw.org/node/118031/>

PBS Newshour. "Children in Burkina Faso Take on Dirty, Dangerous Work of Digging up Gold." July 10, 2013.

http://www.pbs.org/newshour/bb/world-july-dec13-burkinafaso_07-10/

³¹³ International Labor Organization (ILO). *Child Labor in Gold Mining: The Problem*. June 2006.

http://www.rimmrights.org/childmining/child_labour_in_gold_mining.htm

³¹⁴ Human Rights Watch (HRW). *Mali: Artisanal Mines Produce Gold with Child Labor*. December 6, 2011.

<http://www.hrw.org/news/2011/12/06/mali-artisanal-mines-produce-gold-child-labor>

³¹⁵ Charlton, Angela. "Child Trafficking Victims Freed in Burkina Faso." *Associated Press*. November, 22 2012.

<http://bigstory.ap.org/article/child-trafficking-victims-freed-burkina-faso>

³¹⁶ Human Rights Watch (HRW). *Mali: Artisanal Mines Produce Gold with Child Labor*. December 6, 2011.

<http://www.hrw.org/news/2011/12/06/mali-artisanal-mines-produce-gold-child-labor>

³¹⁷ U.S. Department of State. *Trafficking in Persons Report*. 2015. <http://www.state.gov/documents/organization/245365.pdf>

Verité® | www.verite.org | +1.413.253.9227

Copyright © 2016 [Verité®]. All Rights Reserved.

Gold plays a critical role in the Burkinabe economy, as it accounted for 20 percent of GDP as of 2013.³¹⁸ Burkina Faso's major markets are Singapore, Belgium, China, Thailand, Ghana, and Niger.³¹⁹ Gold is significant in Mali, as it accounts for approximately 20-25 percent of GDP there as well.³²⁰ Mali exports a majority of its gold to Switzerland and the United Arab Emirates.³²¹

Gold Production in Peru

The Madre de Dios region in south-eastern Peru, which accounts for over three-fourths of Peru's gold deposits according to the Peruvian National Institute of Planning, is a major site for both forced and child labor. Workers are recruited from the Andean highlands and promised high wages, food, and lodging; however, these promises are rarely ever fulfilled. Peru's Environment Minister, Mr. Antonio Brack, told NPR's Lourdes Garcia-Navarro in a September 2009 interview that "99.9 percent of all mining concessions in Madre de Dios are illegal".³²²

Recent Verité research found a number of different indicators of forced labor in four regions of Peru: Madre de Dios, Cusco, Puno, and Arequipa. In Madre de Dios in particular, worker interviews conducted by Verité revealed deception regarding terms of employment, induced indebtedness, physical isolation and confinement, withholding and non-payment of wages, physical abuse, the threat of denunciation to authorities, and induced addiction to illegal drugs. Verité also found evidence of sex trafficking and child labor in services related to gold mining.³²³

Verité's research indicates that Peru is one of the world's largest producers and exporters of gold. Verité's research also suggests that over 20 percent of Peru's gold is produced illegally and that indicators of vulnerability to trafficking are widespread in the illegal mining sector. Verité found evidence that illegal gold is often "laundered," after which it makes its way into Peru's exports and the global supply chain. Although there are few official statistics on the amount of illegally produced gold that makes its way into global markets, Verité found cases in which gold exported to Switzerland could be traced back to areas in which the vast majority of gold is produced illegally and/or in situations where indicators of vulnerability to human trafficking were present.³²⁴ "One survey found that only half of the gold workers in Madre de Dios returned home with any earnings, despite the fact that their main objective for working had been to gain income for their families."³²⁵

Gold Production and Supply Chain:

³¹⁸ Reuters. "Burkina Faso Gold Exports to Rise to 35 T in 2014." February 7, 2014.

<http://www.reuters.com/article/2014/02/07/burkina-gold-idUSL5N0LC3DC20140207>

³¹⁹ U.S. Department of State. *Background Note: Burkina Faso*. September 8, 2010. <http://www.state.gov/r/pa/ei/bgn/2834.htm>

³²⁰ Bindra, Tanya Kaur. Al Jazeera. "In Pictures: Digging for Gold." April 11, 2014.

<http://www.aljazeera.com/indepth/inpictures/2014/04/pictures-digging-gold-mali-20144715326639973.html>

³²¹ Human Rights Watch (HRW). *Mali: Artisanal Mines Produce Gold with Child Labor*. December 6, 2011.

<http://www.hrw.org/news/2011/12/06/mali-artisanal-mines-produce-gold-child-labor>

³²² National Public Radio (NPR). "Interoceanic Highway Lead to Peru's Gold Mines." September 15, 2009.

<http://www.npr.org/templates/transcript/transcript.php?storyId=112861679>

³²³ Verité. *Risk Analysis of Indicators of Forced labor and Human Trafficking in Illegal Gold Mining in Peru*. 2013.

<http://www.verite.org/sites/default/files/images/IndicatorsofForcedLaborinGoldMininginPeru.pdf>

³²⁴ Verité. *Risk Analysis of Indicators of Forced labor and Human Trafficking in Illegal Gold Mining in Peru*. 2013.

<http://www.verite.org/sites/default/files/images/IndicatorsofForcedLaborinGoldMininginPeru.pdf>

³²⁵ U.S. Department of Labor. *Forced and Bonded Child Labor*. <http://www.dol.gov/ILAB/media/reports/iclp/sweat2/bonded.htm>

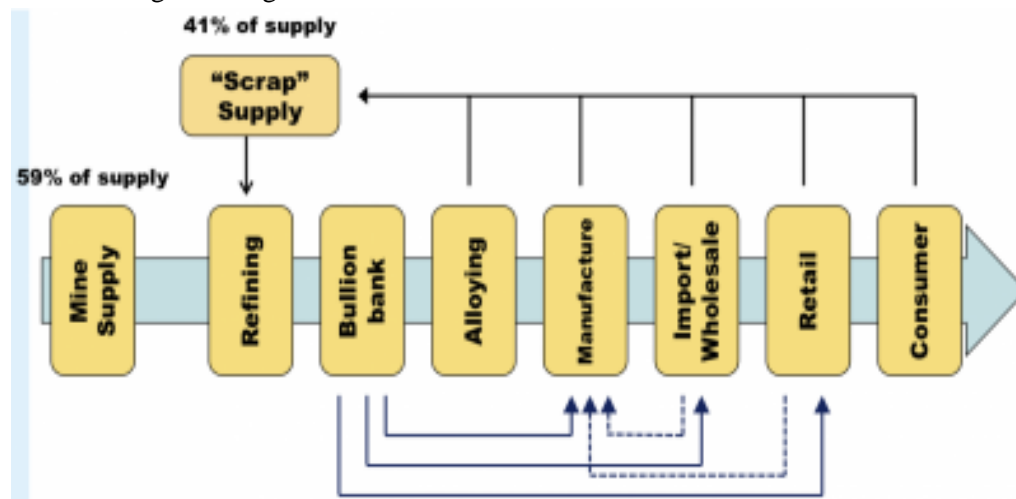
Verité® | www.verite.org | +1.413.253.9227

Copyright © 2016 [Verité®]. All Rights Reserved.

The majority of the world's gold – an estimated 75 percent in 2009 – is produced by large, multinational companies using advanced technology to extract gold in large-scale mines.³²⁶ The remaining 25 percent is produced by artisanal mines.³²⁷

Generally, artisanal/informal gold mining is a more dangerous and lower-paid occupation than mining in large, formalized mines. This is due to a lack of technology or formalized structures of accountability. In cases where mines operate in protected areas and/or fail to comply with environmental, tax, and labor law, they can be classified as informal mines. They generally lack permits, do not pay taxes, lack environmental impact analyses, and have lower employment and labor standards. These mines are not necessarily small, and can operate with international capital, with profits that can run into the billions. Precisely because these mines operate outside of the purview of the state, the amount of gold that they produce often does not factor into international gold production calculations, so their scale may be extremely underestimated. Because these mines operate clandestinely and fail to abide by the law, the workers employed in these mines are generally poorer, more marginalized, and more vulnerable to extreme forms of labor exploitation, including human trafficking.³²⁸

Labor trafficking is most likely to occur in artisanal and small-scale mining operations, with a particularly heightened risk in illegal mining.



Source: Responsible Jewelry Council. *Gold and the Jewelry Supply Chain*. May 18, 2010. http://www.responsiblejewellery.com/files/RJC_18_May_Philip_Olden.pdf

Gold is mined either through hard-rock or alluvial mining. In hard-rock mining, minerals and metals are extracted from rock, which can be done in large open-pit mining or in tunnels that are dug into rock faces.

³²⁶ Verité. *Risk Analysis of Indicators of Forced labor and Human Trafficking in Illegal Gold Mining in Peru*. 2013. <http://www.verite.org/sites/default/files/images/IndicatorsofForcedLaborinGoldMininginPeru.pdf>

Larmer, Brook. "The Real Price of Gold." *National Geographic*. January 2009.

<http://ngm.nationalgeographic.com/2009/01/gold/larmer-text>

³²⁷ Larmer, Brook. "The Real Price of Gold." *National Geographic*. January 2009.

<http://ngm.nationalgeographic.com/2009/01/gold/larmer-text>

³²⁸ Verité. *Risk Analysis of Indicators of Forced labor and Human Trafficking in Illegal Gold Mining in Peru*. 2013.

<http://www.verite.org/sites/default/files/images/IndicatorsofForcedLaborinGoldMininginPeru.pdf> Swenson, Jennifer J. et al. Gold Mining in the Peruvian Amazon : Global Prices, Deforestation, and Mercury Imports. April 11, 2011. PLoS ONE 6(4).

<http://www.plosone.org/article/info%3Adoi%2F10.1371%2Fjournal.pone.0018875#pone.0018875---Veiga1>

Verité® / www.verite.org / +1.413.253.9227

Copyright © 2016 [Verité®]. All Rights Reserved.

In alluvial mining, minerals and metals are extracted from water. This can be done through panning in rivers; sluicing, in which water is combined with materials (such as sand and dirt) and is channeled into boxes that sift and separate the minerals and metals from the material; and dredging, in which minerals and metal-laced sediment are sucked up from sediment in bodies of water.³²⁹

After the gold is mined, it must be separated from the material that bears it. In hard-rock mining, the rock is often ground into dust. The gold can either be separated using gravity concentration or chemical processes. Both mercury and cyanide are used and these chemicals must then be burnt off.³³⁰ In artisanal and small-scale mining, mercury is used, and this dangerous process may take place in or around miners' homes.³³¹ Gold mined by artisanal miners is generally sold to local middlemen or traders, who in turn, sell the gold to processors, trading houses, or exporters.³³²

Once gold reaches refineries in countries including the United States and Switzerland, it becomes even more difficult to identify the origin of the gold as gold from all over the world may be mixed and processed together. Refineries sell gold to banks, jewelry companies, and electronic producers around the world.³³³ After gold is mined and processed, it may be mixed with stronger metals to create an alloy. Processed gold is sold to manufacturers, who produce jewelry and other goods, as well as retailers (Responsible Jewelry Council). Because of the use of scrap gold and the mixing of gold from multiple sources, it is very difficult to track the origin of the gold in specific products.

According to Earthworks – an NGO that seeks to promote environmental and social standards in gold mining – “half of the world's gold is produced on indigenous peoples' lands.” Additionally, it is estimated that 30 percent of miners are women and children. Women in particular are likely to be involved in gold processing, subjecting them to the dangers of mercury exposure, which include birth defects and a range of neurological symptoms.³³⁴

How do trafficking and/or labor in gold production affect me?

³²⁹ Ethical Gold Fund. Mining Process. <http://www.ethicalgoldfund.com/#!mining-process/c248p>

³³⁰ Verité. *Risk Analysis of Indicators of Forced labor and Human Trafficking in Illegal Gold Mining in Peru*. 2013. <http://www.verite.org/sites/default/files/images/IndicatorsofForcedLaborinGoldMininginPeru.pdf>


³³¹ UN Environmental Program (UNEP). A Practical Guide : Reducing Mercury Use in Artisanal and Small Scale Gold Mining. July 2012.

http://www.unep.org/chemicalsandwaste/Portals/9/Mercury/Documents/ASGM/Techdoc/UNEP%20Tech%20Doc%20APRIL%202012_120608b_web.pdf

³³² Human Rights Watch (HRW). *Mali: Artisanal Mines Produce Gold with Child Labor*. December 6, 2011. <http://www.hrw.org/news/2011/12/06/mali-artisanal-mines-produce-gold-child-labor>

³³³ Verité. *Risk Analysis of Indicators of Forced labor and Human Trafficking in Illegal Gold Mining in Peru*. 2013. <http://www.verite.org/sites/default/files/images/IndicatorsofForcedLaborinGoldMininginPeru.pdf>

³³⁴ No Dirty Gold. *Where Gold is Mined*. http://www.nodirtygold.org/stdnt_where.cfm



Jewelry accounts for the majority of all gold use. Due to its high conductivity, gold is also used in electronics such as cell phones and laptops. Small amounts of gold are also used in dentistry, medicine, and in the banking sector. In 2012, consumers possessed approximately 75 to 80 percent of the world's gold in 70,000 to 80,000 tons of jewelry, as well as other consumer goods, coins, and gold bullion. As of 2000, approximately 20 to 25 percent of the world's gold was held as bullion by central banks, which held about 30,000 tons of bullion, including 8,139 by the United States, 3,469 by Germany, 3,217 by the IMF, 3,025 by France, and 2,590 by Switzerland.³³⁵

The largest producers of gold are China, Australia, the United States, South Africa, and Peru.³³⁶ India and China are the largest consumers of gold. Cultural traditions in India require large amounts of gold jewelry. India consumed 773.6 tons of gold in 2007, about 20 percent of the world gold market at the time. China followed India as the second largest consumer in 2007 with 363.3 tons consumed, and the United States came in third with 278.1 tons consumed.³³⁷

In addition to using a large amount of gold in its banking sector, Switzerland is a global clearinghouse for gold, with much of the gold it imports eventually making its way into gold bullion, jewelry, watches, and electronics that end up in the hands of consumers in countries around the world. The U.S. Geological Survey reported that only 2,700 metric tons of gold were produced worldwide in 2011, meaning that up to 96 percent of the world's gold may go to Switzerland at one point or another.³³⁸

Gold and the Environment:

In addition to being linked with forced labor, gold production is highly destructive environmentally. Cyanide and mercury are used to separate gold particles, and smelting produces 13 percent of all sulfur dioxide annually.³³⁹ The chemicals used in gold production pollute water and surrounding land and affect human health. For example, in the Madre de Dios region in Peru, the Amazon Conservation Association (ACA) estimates that 30 to 40 tons of mercury are dumped annually. This causes more than half of the commonly eaten fish to contain unsafe amounts of mercury and 78 percent of residents to have unsafe

³³⁵ Bullionmark. *How Much Gold is There?* 2012. <http://www.bullionmark.com.au/how---much---gold---is---there>

³³⁶ U.S. Geological Survey. *Gold*. 2010. <http://minerals.usgs.gov/minerals/pubs/commodity/gold/mcs-2010-gold.pdf>

³³⁷ National Geographic. *The Real Price of Gold*. <http://ngm.nationalgeographic.com/print/2009/01/gold/larmer-text>

³³⁸ Mariani, Daniel. "Switzerland: the World's Gold Hub." *Swissinfo.ch*. October 12, 2012. http://www.swissinfo.ch/eng/business/Switzerland:_the_world_s_gold_hub.html?cid=33706126

³³⁹ No Dirty Gold. *Where Gold is Mined*. http://www.nodirtygold.org/stdnt_where.cfm

levels of mercury in their blood.³⁴⁰ HRW reports that artisanal gold mining, such as that practiced in Madre de Dios, is “one of the largest sectors for mercury use globally”.³⁴¹

Additionally, gold production is linked with deforestation. In the Madre de Dios region alone, 370,000 acres of rainforest have been lost to gold mining, with no signs indicating that the deforestation will cease.³⁴² In the Sahel Region in West Africa, gold mining is contributing to drastic deforestation and desertification as trees are cut down to line mine shafts.³⁴³

Examples of what governments, corporations, and others are doing:

The Organization for Economic Co-operation and Development (OECD) is undertaking a high-level initiative to develop a due diligence policy for coltan, tungsten, tin and gold mining in conflict and high-risk scenarios, particularly the DRC. Forced labor is one of the indicators of "intolerable abuses" in this due diligence guide.³⁴⁴

A number of organizations address social and environmental standards in gold mining. These include the Responsible Jewelry Council (RJC), a membership organization which aims to improve conditions in gold and diamond supply chains. In 2009, the RJC initiated a certification program for all members of the gold and diamond supply chain requiring obligatory third party auditing.³⁴⁵

No Dirty Gold, a campaign from the NGO Earthworks, seeks to promote environmental and social standards in gold mining. As of March 2011, more than 70 companies had signed on to the No Dirty Gold's “12 Golden Rules” for sourcing, including eight out of 10 of the top jewelry retailers, with Target being the most recent addition.³⁴⁶ The Madison Dialogue is another industry-focused organization which does not offer a certification program but which seeks to build engagement in the gold and diamond supply chains.³⁴⁷

In March 2010, the Fairtrade Labeling Organization (FLO) and the Alliance for Responsible Mining (ARM) launched a Fair mined Standard for Gold and Associated Precious Metals. “Fairmined” gold

³⁴⁰ Amazon Conservation Association. *Fact Sheet: Illegal Gold Mining in Madre de Dios, Peru*. http://www.amazonconservation.org/pdf/gold_mining_fact_sheet.pdf

Collins, Dan. “Peru’s Gold Rush Sparks Fear of Ecological Disaster.” *BBC*. December 20, 2009. <http://news.bbc.co.uk/2/hi/8411408.stm>

³⁴¹ Human Rights Watch (HRW). *Nigeria: Mercury in Gold Mining*. June 25, 2012. <http://www.hrw.org/features/nigeria-mercury-gold-mining>

³⁴² Amazon Conservation Association. *Fact Sheet: Illegal Gold Mining in Madre de Dios, Peru*. http://www.amazonconservation.org/pdf/gold_mining_fact_sheet.pdf

³⁴³ The Guardian. “Battling the Effects of Gold Mining in Burkina Faso.” September 5, 2011. <http://www.theguardian.com/global-development/gallery/2011/sep/05/burkina-faso-gold-in-pictures#/?picture=378427673&index=10>

³⁴⁴ Organization for Economic Cooperation and Development (OECD). *Draft Due Diligence Guidelines for Responsible Supply Chains of Minerals from Conflict-Affected and High-Risk Areas*. 2010. <http://www.oecd.org/dataoecd/13/18/46068574.pdf>

³⁴⁵ Responsible Jewelry Council. *Gold and the Jewelry Supply Chain*. May 18, 2010. http://www.responsiblejewellery.com/downloads/RJC_18_May_Philip_Olden.pdf

³⁴⁶ No Dirty Gold. *Where Gold is Mined*. http://www.nodirtygold.org/stdnt_where.cfm

³⁴⁷ Fair Jewelry Action. *The Madison Dialogue: A Cross-Sector Initiative*. <http://www.fairjewelry.org/the-madison-dialogue-a-cross-sector-initiative/>

certified under the standard must meet social, environmental, labor and economic requirements in artisanal mining communities.³⁴⁸

In response to the hazards mercury poses to the environment and human health, whether used in gold mining or elsewhere, the UN Environmental Program (UNEP) drafted a convention on mercury, called the Minamata Convention. The convention was agreed to in January 2013, was ratified in the U.S. in June 2013, and has since been signed by 104 countries as of September 2014 (UNEP). Signatories of the convention agree to measures limiting and controlling the mining, manufacture, storage, and trade of mercury; this includes a ban on the creation of new mercury mines and an agreement to cease operations of already operating mercury mines within fifteen years.³⁴⁹

How can I learn more?

[Watch](#) a video by HRW on gold mining in New Guinea.

[Read](#) a Verité report on indicators of forced labor and human trafficking in gold mining in Peru.

[Read](#) How companies can address risks of forced labor in illegal gold mining.

[Learn](#) more about the environmental effects of gold at “No Dirty Gold.”

³⁴⁸ Alliance for Responsible Mining. *Fairmined Gold*. <http://www.communitymining.org/en/1-fairmined-gold>

³⁴⁹ UN Environmental Program (UNEP). *Minamata Convention on Mercury: Text and Annexes*. October 2013. http://www.mercuryconvention.org/Portals/11/documents/Booklets/Minamata%20Convention%20on%20Mercury_booklet_English.pdf

Granite and Other Stone



Granite and other stones are reportedly produced with forced labor (FL) and/or child labor (CL) in the following countries:

Top ten countries that export granite and other stones worldwide (UN Comtrade 2012):

Top ten countries from which the US imports granite and other stones (UN Comtrade 2012):

Granite:

Benin (CL)
Nigeria (FL, CL)
Sierra Leone (CL)

Gravel (crushed stone):

Guatemala (CL)
Nicaragua (CL)
Nigeria (FL, CL)

Limestone:

Egypt (CL)
Paraguay (CL)

Pumice:

Nicaragua (CL)

Various Stones:

India (FL, CL)
Madagascar (CL)
Nepal (FL, CL)
Zambia (CL)

Granite:

1. India
2. Indonesia
3. China
4. Brazil
5. Norway
6. Sweden
7. Turkey
8. Finland
9. Portugal
10. South Africa

Stones/Gravel (crushed stone):

1. Ukraine
2. Norway
3. Germany
4. Belgium
5. Malaysia
6. United Kingdom
7. Mexico
8. France
9. Indonesia
10. Netherlands

Granite:

1. India
2. Canada
3. China
4. South Africa
5. United Kingdom
6. Uruguay
7. Italy
8. Philippines
9. Zimbabwe
10. Norway

Stones/Gravel (crushed stone):

1. Mexico
2. Canada
3. Bahamas
4. Honduras
5. Norway
6. Jamaica
7. Germany
8. Italy
9. New Zealand
10. Venezuela

Where is stone reportedly produced with trafficking and/or child labor?

According to the U.S. Department of Labor 2014 *List of Goods Produced by Child Labor or Forced Labor*, granite is produced with forced labor in Nigeria and with child labor in Benin, Nigeria, and Sierra Leone.³⁵⁰ Additionally, gravel (crushed stone) is reportedly produced with forced labor in Nigeria and with child labor in Guatemala, Nicaragua, and Nigeria (see the [Gravel and Crushed Stone](#) commodity report for more information). Child labor is reportedly used in limestone production in Egypt and Paraguay and in pumice production in Nicaragua. Various stones are reportedly produced with forced and child labor in India and Nepal and with child labor in Madagascar and Zambia.³⁵¹

The U.S. Department of State 2015 *Trafficking in Persons Report* lists Nicaragua, Benin, Nigeria, Sierra Leone, Guatemala, Madagascar, Paraguay, India, Nepal and Zambia as Tier 2 Countries. Egypt is listed as a Tier 2 Watch List country.³⁵²

What does trafficking and/or child labor in stone production look like?

In Nigeria, young migrant workers may be at risk of trafficking. Often the workers are young boys or teenagers who may migrate to Nigeria willingly and receive advances from labor brokers, but who end up in situations of trafficking. While there is no confirmed total estimate of labor trafficking victims in Nigerian granite, one estimate states that “at least 6,000 children from Benin alone are forced to work in the country’s granite pits in the southwest.”³⁵³

In India, forced and child labor are linked to the quarrying of granite and other stones. It is estimated that around 200,000 children work in sandstone production in India.³⁵⁴ Entire families who take loans may become bonded for generations and forced to work in quarries. Children may inherit the debt and be forced to work to pay it off. Bonded children may also be bought and sold between quarry owners.³⁵⁵

According to one organization, the majority of quarry workers in India are impacted by debt bondage.³⁵⁶ In these circumstances, workers take on debt which, when unpaid, may be passed down through generations. According to a study by the India Committee for the Netherlands (2006) families often take on debt during the rainy season in which quarrying is halted and they have no alternative income source. Debts may accumulate due to high interest rates, cost of supplies and tools, and contractor fees.³⁵⁷

³⁵⁰ U.S. Department of Labor. 2014 *List of Goods Produced by Child Labor or Forced Labor*. 2014. http://www.dol.gov/ilab/reports/pdf/TVPPRA_Report2014.pdf

³⁵¹ U.S. Department of Labor. 2014 *List of Goods Produced by Child Labor or Forced Labor*. 2014. http://www.dol.gov/ilab/reports/pdf/TVPPRA_Report2014.pdf

³⁵² U.S. Department of State. *Trafficking in Persons Report*. 2015. <http://www.state.gov/documents/organization/245365.pdf>

³⁵³ Stone World. *Child Laborers are Rescued from Nigerian Granite Quarries*. November 1, 2003. <http://www.stoneworld.com/articles/child-laborers-are-rescued-from-nigerian-granite-quarries>

³⁵⁴ Griffiths, Sophie. “We Can’t Turn a Blind Eye to This.” *Building Magazine*. April 9, 2010. <http://www.building.co.uk/we-can%E2%80%99t-turn-a-blind-eye-child-labour/3161396.article>

³⁵⁵ U.S. Department of Labor. 2014 *List of Goods Produced by Forced or Indentured Child Labor*. <http://www.dol.gov/ilab/reports/child-labor/list-of-products/index-country.htm>

³⁵⁶ Griffiths, Sophie. “We Can’t Turn a Blind Eye to This.” *Building Magazine*. April 9, 2010. <http://www.building.co.uk/we-can%E2%80%99t-turn-a-blind-eye-child-labour/3161396.article>

³⁵⁷ India Committee of the Netherlands. *From Quarry to Graveyard: Corporate Social Responsibility in the Natural Stone Sector. Labour, Social, Environmental and Economic Issues in the Quarrying, Processing and Trade of Natural Stone from Developing Countries. Focus on India and the Netherlands*. 2006. www.indianet.nl/pdf/fromquarrytgraveyard.pdf
Verité® | www.verite.org | +1.413.253.9227

Copyright © 2016 [Verité®]. All Rights Reserved.

Stone Production and Supply Chain:

Imports are divided into dimension stones, which have been shaped, and crushed stone, which has not. The most commonly sold forms of dimension stone in the United States are limestone, granite, and sandstone. Rough stone is used in construction and "dressed" or finished stone in products such as tile, blackboards, and flagging.³⁵⁸

The principal sources of stone imports for the United States are not those countries which produce stone with forced or child labor, with the exception of India.

In 2008, the most significant import sources by value for all dimension stones included Brazil, Italy, China, and Turkey. For granite specifically, the most significant sources were Brazil, China, Italy, and India. Only five percent of all sandstone produced in India is exported.³⁵⁹

The United States is an exporter of dimension stone, particularly granite. The U.S. Geological Survey (2008) states, "although unreported, a significant amount of granite was probably exported back to the U.S. market." Due to the high cost of transport, imported crushed stone accounted for only one percent of domestic use.³⁶⁰

How do trafficking and/or child labor in stone production affect me?



Stone is used in a variety of home goods, such as tile and counters, as well as in construction goods, such as gravel and flagging. By some estimates, Americans spend between USD 1.2 billion and USD 1.6 billion on granite countertops alone.³⁶¹

Examples of what governments, corporations, and others are doing:

In Guatemala, an ILO-IPEC funded program is working to withdraw children from rock crushing work by offering improved technology for rock crushing, providing improved educational opportunities and creating awareness among local populations on why child work in quarries is hazardous.³⁶²

³⁵⁸ U.S. Geological Survey (USGS). *Minerals Yearbook 2008: Dimension Stone*.
http://minerals.usgs.gov/minerals/pubs/commodity/stone_dimension/mcs-2010-stond.pdf

³⁵⁹ Griffiths, Sophie. "We Can't Turn a Blind Eye to This." *Building Magazine*. April 9, 2010. <http://www.building.co.uk/we-can%E2%80%99t-turn-a-blind-eye-child-labour/3161396.article>

³⁶⁰ U.S. Geological Survey (USGS). *Minerals Yearbook 2008: Dimension Stone*.
http://minerals.usgs.gov/minerals/pubs/commodity/stone_dimension/mcs-2010-stond.pdf

³⁶¹ Fitch, Stephanie. "Granite Countertop Craze Has Cost US More Than First Gulf War." *Forbes*. November 23, 2010.
<http://www.forbes.com/sites/stephanefitch/2010/11/23/granite-countertop-craze-has-cost-u-s-more-than-gulf-war/>

³⁶² International Labor Organization. *NGOs: How IPEC Works with Non-Governmental Organizations*.
<http://www.ilo.org/ipec/Partners/NGOs/lang--en/index.htm>

How can I learn more?

[Read](#) about child labor in stone quarries.

[Watch](#) a video about children working in quarries in Sierra Leone.

Gravel and Crushed Stone



Gravel and crushed stone are reportedly produced with forced labor (FL) and/or child labor (CL) in the following countries:	Top ten countries that export gravel and crushed stone worldwide (UN Comtrade 2012):	Top ten countries from which the US imports gravel and crushed stone (UN Comtrade 2012):
Guatemala (CL) Nicaragua (CL) Nigeria (FL, CL)	1. Ukraine 2. Norway 3. Germany 4. Belgium 5. Malaysia 6. United Kingdom 7. Mexico 8. France 9. Indonesia 10. Netherlands	1. Mexico 2. Canada 3. Bahamas 4. Honduras 5. Norway 6. Jamaica 7. Germany 8. Italy 9. New Zealand 10. Venezuela

Where is gravel and crushed stone reportedly produced with trafficking and/or child labor?

According to the U.S. Department of Labor's 2014 *List of Goods Produced by Forced Labor and Child Labor*, gravel and crushed stone are produced with forced labor in Nigeria and child labor in Guatemala, Nicaragua, and Nigeria.³⁶³

The U.S. Department of State lists Nicaragua, Nigeria and Guatemala in its *Trafficking in Persons Report* as Tier 2 countries.³⁶⁴

What does trafficking and/or child labor look like in gravel and crushed stone production?

In Nigeria, the forced labor of children is employed in the production of gravel and granite. Children often join the workforce instead of attending school.³⁶⁵

³⁶³ U.S. Department of Labor. 2014 *List of Goods Produced by Child Labor or Forced Labor*. 2014. http://www.dol.gov/ilab/reports/pdf/TVPPRA_Report2014.pdf

³⁶⁴ U.S. Department of State. *Trafficking in Persons Report*. 2015. <http://www.state.gov/documents/organization/245365.pdf>


³⁶⁵ U.S. Department of Labor. *Nigeria*. 2011. <http://www.dol.gov/ilab/programs/ocft/2011TDA/Nigeria.pdf>

In Nicaragua, trafficked migrant workers come from Panama, Costa Rica and other countries in Central America to find work, sometimes in the mining or quarrying sectors.³⁶⁶ The chain of production usually involves men heating up large boulders, usually over fire pits that are sometimes heated by toxic materials like tires, and breaking them into chunks. The small rock pieces are then sold or traded down to other workers, often children and women, who break the rocks into smaller pieces or grind them into powder. The gravel is then bagged and sold, often to the industrial sector.³⁶⁷

In Sierra Leone, entire families work crushing stones that are used for cement production. Men dig large boulders out of the dirt and then heat with fire to make them easier to split with sledgehammers. Women and children use smaller hammers to crush large rocks into pebbles.³⁶⁸

All children involved in the sector face serious hazards. The production of gravel and crushed stone can lead to injury and even death from falling rocks, carrying heavy loads in dangerous mining conditions, and from exposure to contaminants and particle byproducts, which can cause respiratory diseases such as silicosis or tuberculosis.³⁶⁹

How do trafficking and/or child labor in gravel and crushed stone production affect me?



Gravel and crushed stone are used in concrete, cement, asphalt, and other road surfacing materials (U.S. Geographical Survey 2008).

Examples of what governments, corporations, and others are doing:

In Guatemala, there were significant efforts made by the International Labor Organization's International Program to Eliminate Child Labor (ILO-IPEC) to eliminate child labor from the mining of gravel and crushed stone in the Retalhuleu province of Guatemala. The sponsored program took place from 2001 to 2006 and is called the Piedrín Project. Specifically, these efforts included improving the overall education system of the region and increasing at-risk families' income through training of alternative labor skills. This ensures that children can stay in school and delay entry to the workforce. These programs also

³⁶⁶ U.S. Department of State. *Trafficking of Persons in 2013 Report: Country Narratives*. 2013.

<http://www.state.gov/j/tip/rls/tiprpt/countries/2013/index.htm>

³⁶⁷ Wines, Michael "Africa Adds to Miserable Ranks of Child Workers." *The New York Times*. August 24, 2006.

http://www.nytimes.com/2006/08/24/world/africa/24zambia.html?pagewanted=all&_r=0

³⁶⁸ Campell, Greg. "The Rock-Mining Children of Sierra Leone Have Not Found Peace." *The Atlantic*. May 31, 2012.

<http://www.theatlantic.com/international/archive/2012/05/the-rock-mining-children-of-sierra-leone-have-not-found-peace/257899/>

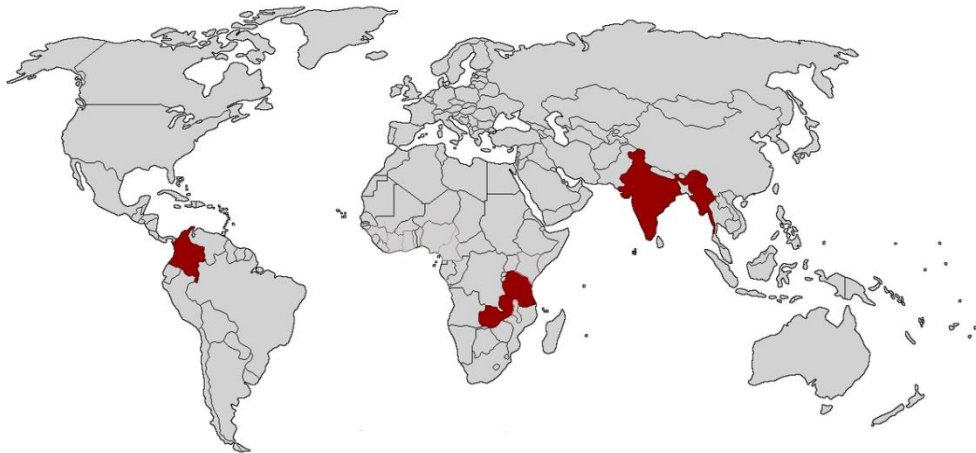
³⁶⁹ UNICEF. *Children Working in Mines and Quarries: Evidence from Central and West Africa*. April 2012.

http://www.unicef.org/wcaro/english/Briefing_paper_No_4_-_children_working_in_mines_and_quarries.pdf

provided children with social services, health, education, and rehabilitation services, and created a community child labor monitoring system.³⁷⁰

³⁷⁰ U.S. Department of Labor. *Progressive Eradication of Child Labor in Gravel Production in Retalhuleu, Guatemala*. 2006. http://www.dol.gov/ilab/projects/americas/Guatemala_Quarries_CLOSED.pdf

Jewels



Jewels/gemstones are reportedly produced with forced labor (FL) and/or child labor (CL) in the following countries:	Top ten countries that export jewels/gemstones worldwide (UN Comtrade 2012):	Top ten countries from which the US imports jewels/gemstones (UN Comtrade 2012):
<p><i>Jade & Rubies:</i> Burma (FL, CL)</p> <p><i>Gems:</i> Zambia (CL) Tanzania (CL) Colombia – Emeralds (CL)</p> <p><i>Gem Cutting:</i> India (CL)</p>	<p><i>Rubies, Sapphires, Emeralds (worked but not set):</i></p> <ol style="list-style-type: none"> 1. United States 2. Switzerland 3. Thailand 4. Hong Kong 5. United Kingdom 6. India 7. Colombia 8. France 9. Germany 10. Italy 	<p><i>Rubies, Sapphires, Emeralds (worked but not set):</i></p> <ol style="list-style-type: none"> 1. Colombia 2. Thailand 3. Hong Kong 4. Sri Lanka 5. India 6. Switzerland 7. Israel 8. Zambia 9. Tanzania 10. Brazil

Where are jewels reportedly produced with trafficking and/or child labor?

According to the U.S. Department of State *Trafficking in Persons Report*, jade and precious stones are mined with forced labor in Burma.³⁷¹

The U.S. Department of Labor's 2014 *List of Goods Produced by Child Labor or Forced Labor* notes that jade and rubies are mined with forced and child labor in Burma.³⁷²

³⁷¹ U.S. Department of State. *Trafficking in Persons Report*. 2015. <http://www.state.gov/documents/organization/245365.pdf>

³⁷² U.S. Department of Labor. *2014 List of Goods Produced by Child Labor or Forced Labor*. 2014. http://www.dol.gov/ilab/reports/pdf/TVPPRA_Report2014.pdf

A 2008 report from the International Labour Organization noted hazardous child labor in gem mining in Zambia.³⁷³ Media stories, including a 2014 story from the BBC, have reported child labor in tanzanite mining in Tanzania.³⁷⁴ In India, children are involved in caste-based bonded labor in the gem cutting industry.³⁷⁵ Labor exploitation, including child labor, has also been reported in the emerald mining sector of Colombia, where a majority of the mines are dominated by various organized crime factions.³⁷⁶

The U.S. Department of State *Trafficking in Persons Report* lists Zambia, Colombia, Kenya and India as Tier 2 countries. Burma, and Tanzania are listed as Tier 2 Watch List countries.³⁷⁷

For information on forced labor in the diamond sector, see the [Diamond](#) commodity report.

What does trafficking and/or child labor in jewel production look like?

The jewels industry is a thriving business. Child labor and forced labor are found in both the mining and processing of gemstones. The vast majority of gemstones, such as rubies and sapphires, are mined in small scale digging sites, rather than large industrial mines.

In the artisanal mining sector, miners are not officially employed, but instead earn a living from whatever they mine themselves. These workers, including children, frequently work in extremely hazardous conditions without supervision or safety gear. Artisanal miners sell their finds to intermediaries, who may set prices below market value; as a result, miners can easily become trapped in debt cycles, accepting prices below market value.³⁷⁸ Children engaged in mining are vulnerable to suffering many health issues, including lung and respiratory system damage; headaches, hearing and vision problems from noise; joint and muscular disorders; exposure to toxic chemicals used to clean the gems; and injuries from falls in mine shafts, sharp tools, falling stones and mine collapse. In addition, families involved in artisanal mining can migrate large distances from their homes. Removed from their normal support networks, these families may be vulnerable targets for human traffickers.³⁷⁹

³⁷³ International Labour Organization. *Rapid assessment of child labour in non-traditional mining sector in Zambia*. 2008. <http://www.ilo.org/ipinfo/product/download.do?sessionId=afe1caecc9778bb3e98ff0aad6c9f6890f7f5ffaeb3da0bbdcf4b4e4f002e17e.e3aTbhuLbNmSe3qMb40?type=document&id=13633>

³⁷⁴ Famau, Aboubakar. BBC News. "The Tanzanian Gemstone Mined by Child Labour." June 19, 2014. <http://www.bbc.com/news/world-africa-27933666>

³⁷⁵ International Dalit Solidarity Center. *Dalits and Bonded Labour in India*. <http://idsn.org/caste-discrimination/key-issues/bonded-labour/india/>

³⁷⁶ Parkinson, Charles. "Inside Colombia's Emerald Battle." *The Atlantic Magazine*. August 7, 2013. <http://www.theatlantic.com/international/archive/2013/08/inside-colombias-emerald-battle/278429/>

³⁷⁷ U.S. Department of State. *Trafficking in Persons Report*. 2015. <http://www.state.gov/documents/organization/245365.pdf>

³⁷⁸ Irin News. "Malawi's Small Scale Miners Think Big." July 1, 2013. <http://www.irinnews.org/fr/report/98332/malawi-s-small-scale-miners-think-big>

World Vision. *Behind the Bling: Forced and Child Labour in the Jewellery Industry*. 2013. http://campaign.worldvision.com.au/wp-content/uploads/2013/09/7185_DTL_Factsheet_Jewellery_LR.pdf

³⁷⁹ World Vision. *Behind the Bling: Forced and Child Labour in the Jewellery Industry*. 2013. http://campaign.worldvision.com.au/wp-content/uploads/2013/09/7185_DTL_Factsheet_Jewellery_LR.pdf

Verité® | www.verite.org | +1.413.253.9227

Copyright © 2016 [Verité®]. All Rights Reserved.

Children involved in processing, cutting, and polishing gemstones are exposed to dangerous tools and machinery, eye strain and injury, repetitive motions, toxic chemicals and dust.³⁸⁰

Jewel Production and Supply Chain:

Precious stones are extracted most commonly from mines in Southeast Asia and Africa. Brokers and intermediaries buy stones from miners and sell them to exporters who sell the stones again. The exporting process can obscure the source country of the stones. Gemstones are then cut and polished. After polishing, gems are sold on the international market and are ultimately sold by retailers, often incorporated into jewelry.³⁸¹

How do trafficking and/or child labor in jewel production affect me?



Gems such as rubies and sapphires are used in fine jewelry, including engagement rings, and the demand has grown in recent years. Jade is a very durable gemstone that is used in jewelry, sculptures and other ornamental objects. These luxury items are mostly exported to developed countries, including the United States.

Examples of what companies, governments and others are doing:

Certification organizations, such as Fairmined, audit gem supply chains against ethical standards in order to guide consumers to ethical purchases. Fairmined is an assurance label that certifies gold from empowered responsible artisanal and small-scale mining organizations and is backed by a rigorous 3rd party certification and audit system.

Where can I learn more?

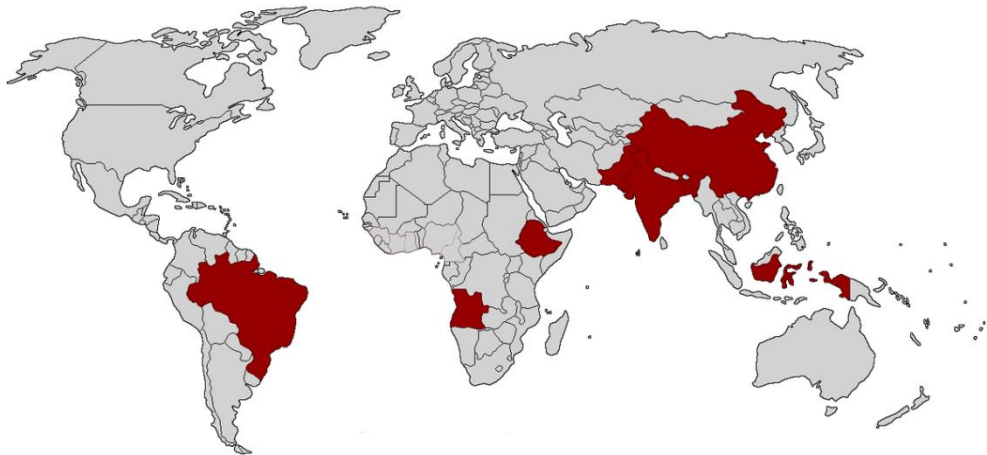
[Explore](#) an in-depth summary of US economic sanctions against Burma.

[Read](#) about the World Vision Campaign for ethical jewelry.

³⁸⁰ World Vision. *Behind the Bling: Forced and Child Labour in the Jewellery Industry*. 2013.
http://campaign.worldvision.com.au/wp-content/uploads/2013/09/7185_DTL_Factsheet_Jewellery_LR.pdf

³⁸¹ World Vision. *Behind the Bling: Forced and Child Labour in the Jewellery Industry*. 2013.
http://campaign.worldvision.com.au/wp-content/uploads/2013/09/7185_DTL_Factsheet_Jewellery_LR.pdf

Leather



Leather and leather goods are reportedly produced with forced labor (FL) and/or child labor (CL) in the following countries:

Bangladesh (CL)
Pakistan (CL)
Ethiopia (CL)
Angola (CL)

Leather Goods:
India (CL)

Footwear:
Bangladesh (CL)
Brazil (CL)
China (FL)
India (CL)
Indonesia – sandals (CL)

Top ten countries that export leather and leather goods worldwide (UN Comtrade 2012):

Leather:
1. Italy
2. United States
3. Hong Kong
4. Brazil
5. Germany
6. Nigeria
7. India
8. Australia
9. South Korea
10. Spain

Leather Goods:
1. China
2. Italy
3. Hong Kong
4. France
5. Germany
6. India
7. United States
8. Vietnam
9. Belgium
10. Netherlands

Top ten countries from which the US imports leather and leather goods (UN Comtrade 2012):

Leather:
1. Italy
2. Brazil
3. Mexico
4. Argentina
5. Canada
6. China
7. Uruguay
8. United Kingdom
9. Germany
10. Thailand

Leather Goods:
1. China
2. Italy
3. France
4. Vietnam
5. India
6. Indonesia
7. Mexico
8. The Philippines
9. Other Asia (not elsewhere specified)
10. Thailand

Where is leather reportedly produced with trafficking and/or child labor?

According to the U.S. Department of Labor's 2014 *List of Goods Produced by Child Labor or Forced Labor*, child labor has been found in the production of leather in Bangladesh and Pakistan, as well as various leather goods and accessories in India.³⁸² Other sources report that child labor has been found in leather production in Ethiopia and Angola.³⁸³ Child labor has been found in the production of footwear in Bangladesh, Brazil, India, and Indonesia (sandals); forced labor has been found in the production of footwear in China.³⁸⁴

Bangladesh, India, Angola, Ethiopia, Brazil and Indonesia are listed by the U.S. Department of State 2015 *Trafficking in Persons Report* as Tier 2 countries. Pakistan and China are listed as Tier 2 Watch List countries.³⁸⁵

What do trafficking and/or child labor in leather production look like?

Most child labor in leather production occurs in the informal sector, where it is difficult for governments to enforce regulations.³⁸⁶ The tanning phase specifically is known for employing child labor. In many cases, children are exposed to toxic tanning chemicals and fumes. These chemicals can cause various skin and respiratory complications, such as rashes and asthma.³⁸⁷

Children are also employed in the making of leather footwear, which is often a labor intensive practice. Children are exposed to dangerous equipment, such as knives or scrapers, in order to make the shoes. They are rarely provided with protective gear when handling dangerous equipment.³⁸⁸ Children exposed to dust and chemicals have higher rates of cancer, and the glues used can be highly toxic.

Leather Production and Supply Chain:

Most hides used in leather come from livestock, including cows, goats, sheep, and buffalo. After animals are slaughtered for meat in slaughterhouses, the hides are sold to middlemen, who sell them in turn to warehouses. At the warehouse level, hides are cleaned and trimmed. Tanners then buy hides from warehouses. Depending on the geographic context and size of the supply chain, the hides may sometimes move directly from slaughter to tanning.³⁸⁹

³⁸² U.S. Department of Labor. 2014. *List of Goods Produced by Child Labor or Forced Labor*. 2014. http://www.dol.gov/ilab/reports/pdf/TVPPRA_Report2014.pdf

³⁸³ UN Industrial Development Organization. *Technical assistance project for the upgrading of the Ethiopian leather and leather products industry*. 2012. https://www.unido.org/fileadmin/user_media_upgrade/Resources/Evaluation/Ethiopia_leather_evaluation_FINAL_report_130208.pdf

U.S. Department of Labor. *Findings on the Worst Forms of Child Labor: Angola*. 2013. <http://www.dol.gov/ilab/reports/child-labor/findings/2013TDA/angola.pdf>

³⁸⁴ U.S. Department of Labor. 2014. *List of Goods Produced by Child Labor or Forced Labor*. 2014. http://www.dol.gov/ilab/reports/pdf/TVPPRA_Report2014.pdf

³⁸⁵ U.S. Department of State. *Trafficking in Persons Report*. 2015. <http://www.state.gov/documents/organization/245365.pdf>

³⁸⁶ International Labor Organization (ILO). *Globalization of the Footwear, Textiles, and Clothing Industries at 76; Diagnóstico do Trabalho Infantil at 79; IPEC in India (1992- 1995): Looking Back*, (New Delhi 1996)

³⁸⁷ Human Rights Watch (HRW). "Bangladesh: Tanneries Harm Workers, Poison Communities." October 9, 2012. <http://www.hrw.org/news/2012/10/08/bangladesh-tanneries-harm-workers-poison-communities>

³⁸⁸ U.S. Department of Labor. Bureau of International Labor Affairs. "Leather Footwear" <http://www.dol.gov/ilab/media/reports/iclp/sweat4/leather.htm#top36>

³⁸⁹ SOMO. *Where the Shoe Pinches: Child Labor in the Production of Leather Brand Name Shoes*. June 2012. <http://www.stopchildlabour.org/content/download/80933/700035/file/Where%20the%20shoe%20pinches%20FINAL.pdf>

Tanning is a complex and toxic process. First the hide is prepared, which includes removing all remaining hair or other material from the hide and pickling the hide with salts. Then the hide is tanned. The conventional methods of tanning leather require dangerous chemicals including formaldehyde and chromium (III), which when oxidized, turns into chromium (IV), a toxic carcinogen. Finally the hide is rehydrated, dried, died, and shined.³⁹⁰

After the tanning process, leather can be exported or made into consumer goods locally.

Between 2009 and 2010, the countries that imported the most footwear, leather and non-leather, were Germany, Italy, the US, France, Spain, the Netherlands, Portugal, the United Arab Emirates, and Denmark. Together these countries make up 82 percent of India's footwear exports.³⁹¹

Case Study:

Child labor in Bangladesh tanneries

Outside of Dhaka, Bangladesh, children as young as seven years old work in leather tanneries. The majority of child laborers in tanneries are male. The children that work in tanneries generally come from very poor families, which rely on the child's income to survive.³⁹² Some of these children work nearly 15 hours a day. Wages for children in tanneries in Bangladesh are around USD 37 a month. A report looking at tanneries in Bangladesh that employ child labor found that protective garments and equipment are rarely provided or used. This exposes children to the harmful chemicals used in the leather tanning process.³⁹³

The exposure to harmful chemicals does not end when the workers leave the factory. In the neighborhood of Hazaribagh, "some 150 leather tanneries discharge 21 thousand cubic meters of untreated effluent into the nearby Buriganga River each day."³⁹⁴ With the Buriganga River being the primary water source for Hazaribagh's inhabitants, residents of the neighborhood are continuously exposed to these harmful chemicals.

How do trafficking and/or child labor in leather production affect me?



³⁹⁰ SOMO. *Where the Shoe Pinches: Child Labor in the Production of Leather Brand Name Shoes*. June 2012. <http://www.stopchildlabour.org/content/download/80933/700035/file/Where%20the%20shoe%20pinches%20FINAL.pdf>

³⁹¹ SOMO. *Where the Shoe Pinches: Child Labor in the Production of Leather Brand Name Shoes*. June 2012. <http://www.stopchildlabour.org/content/download/80933/700035/file/Where%20the%20shoe%20pinches%20FINAL.pdf>

³⁹² SOMO. *Where the Shoe Pinches: Child Labor in the Production of Leather Brand Name Shoes*. June 2012. <http://www.stopchildlabour.org/content/download/80933/700035/file/Where%20the%20shoe%20pinches%20FINAL.pdf>

³⁹³ Human Rights Watch (HRW). "Bangladesh: Tanneries Harm Workers, Poison Communities." October 9, 2012. <http://www.hrw.org/news/2012/10/08/bangladesh-tanneries-harm-workers-poison-communities>

³⁹⁴ Human Rights Watch (HRW). *World Report 2013: Bangladesh*. 2013. <http://www.hrw.org/world-report/2013/country-chapters/bangladesh?page=1>

Leather goods are common in shoes, apparel, and industrial products such as automobiles. The United States imports the majority of leather goods it consumes.

Examples of what governments, corporations, and others are doing:

In a report conducted by Stop Child Labor, the majority of leather footwear companies studied had codes of conduct in place to deter child labor. However, these same companies had a hard time verifying and preventing the use of child labor beyond their first manufacturer, due to the lack of transparency of subcontractors in the industry.³⁹⁵ In subcontracted workshops, conditions are not monitored regularly and child labor is more common.³⁹⁶

Where can I learn more?

[Read](#) an in-depth report on leather tanneries in Bangladesh.

[View](#) pictures of child labor conditions in Indian tanneries.

³⁹⁵ Stop Child Labor. *Child Labor in the Leather Footwear Industry*. November 28, 2012.

<http://www.hivos.nl/content/download/87290/780639/file/Article%20child%20labour%20in%20footwear%20industry.pdf>

³⁹⁶ SOMO. *Where the Shoe Pinches: Child Labor in the Production of Leather Brand Name Shoes*. June

2012. <http://www.stopchildlabour.org/content/download/80933/700035/file/Where%20the%20shoe%20pinches%20FINAL.pdf>

International Labor Organization. International Program on the Elimination of Child Labor (ILO-IPEC). *Combating the Exploitation of Child Labor in the Footwear Industry of the Vale dos Sinos, Brazil*. April 2002.

<http://www.ilo.org/ipecinfor/product/download.do?type=document&id=6305>

Melons



Melons are reportedly produced with forced labor (FL) and/or child labor (CL) in the following countries:	Top ten countries that produce melons worldwide (FAOSTAT 2012):	Top ten countries that export melons worldwide (UN Comtrade 2012):	Top ten countries from which the US imports melons (UN Comtrade 2012):
Honduras (CL) Mexico (CL) Panama (CL) United States (CL) ³⁹⁷	1. China 2. Turkey 3. Iran 4. Egypt 5. India 6. United States 7. Spain 8. Morocco 9. Brazil 10. Mexico	1. Spain 2. Mexico 3. Guatemala 4. United States 5. Brazil 6. Honduras 7. Netherlands 8. Italy 9. Costa Rica 10. Greece	1. Mexico 2. Guatemala 3. Honduras 4. Costa Rica 5. Belize 6. Brazil 7. Nicaragua 8. Dominican Republic 9. Canada 10. Jamaica

Where are melons reportedly produced with trafficking and/or child labor?

According to the U.S. Department of Labor's 2014 *List of Goods Produced by Forced Labor and Child Labor*, melons are produced using child labor in Honduras, Mexico, and Panama.³⁹⁸ Additionally, Human Rights Watch (HRW) has reported interviewed children involved in melon production in the United States, although the scope of the problem is not established.³⁹⁹

The 2015 U.S. Department of State *Trafficking in Persons Report* lists Honduras, Panama and Mexico as Tier 2 countries. The United States is listed as a Tier 1 country.⁴⁰⁰

³⁹⁸ U.S. Department of Labor. 2014 *List of Goods Produced by Child Labor or Forced Labor*. 2014. http://www.dol.gov/ilab/reports/pdf/TVPRA_Report2014.pdf

³⁹⁹ Human Rights Watch (HRW). *Tobacco's Hidden Children*. May 13, 2014. <https://www.hrw.org/report/2014/05/13/tobaccos-hidden-children/hazardous-child-labor-united-states-tobacco-farming>

⁴⁰⁰ U.S. Department of State. *Trafficking in Persons Report*. 2015. <http://www.state.gov/documents/organization/245365.pdf>

What does trafficking and/or child labor in melon production look like?

In Honduras, there are 150,000 children under the age of 14 working, over 60 percent of who are employed in the agricultural industry. Indigenous children are particularly vulnerable to working in the fields, alongside their parents or independently. The melon industry is seasonal, which means that children of migrant laborers travel around the country seeking work throughout the year allowing them only limited access to schools.⁴⁰¹ According to HRW, children working in the agricultural industry in the United States drop out of school at four times the national rate. Children work up to ten hour days using dangerous tools, they are exposed to the elements, and they have a death rate four times higher than the average American child.⁴⁰²

Case Study:

Honduran Women in the Fields

In Honduras, a country with a population of just over eight million, more than 25,000 people labor on melon plantations. These workers are primarily female, low-income, and lacking formal education. Although recent consumer campaigns have improved the quality of fruit allowed on the market, very little work has been done to monitor and improve the quality of the working conditions of those who produce melons. Honduran women often work 14 hour days, seven days a week, and have base salaries set at a fraction of the legal minimum wage with no overtime pay. Additionally, these women often work Sundays and holidays without any pay at all. The workers are given no access to social security or other forms of insurance and they are frequently exposed to harsh weather conditions and dangerous chemical fertilizers and pesticides.⁴⁰³

According to interviews conducted by the Coordinating Body of Banana and Agroindustrial Workers' Unions of Honduras (COSIBAH), during the 14 hour work days, only about half of the workers interviewed reported being given time off for lunch. Less than a third of farm workers interviewed confirmed access to potable water, working restrooms, or cafeteria facilities. Despite working with dangerous tools to remove melons from the vines and being exposed to fertilizers and pesticides, fewer than half of the workers interviewed were supplied with proper training or protective equipment.⁴⁰⁴

A pattern of providing only temporary contracts, due to the seasonal nature of melon cultivation, allows plantation owners to avoid the organization of workers and reduce the likelihood of workers reporting unsafe or unethical working conditions.⁴⁰⁵

⁴⁰¹ U.S. Department of Labor. *2011 Findings on the Worst Forms of Child Labor*. 2011. <http://www.dol.gov/ilab/programs/ocft/2011TDA.pdf>

⁴⁰² Human Rights Watch (HRW). *Take Action: End Child Labor in US Agriculture*. <http://www.hrw.org/support-care>

⁴⁰³ International Labor Rights Forum (ILRF) and COSIBAH. "Women in the Honduran Melon Industry." Building a Just World For Workers. 2012. <http://laborrights.org/sites/default/files/publications-and-resources/HonduranMelonPlantations2012.pdf>

⁴⁰⁴ International Labor Rights Forum (ILRF) and COSIBAH. "Women in the Honduran Melon Industry." Building a Just World For Workers. 2012. <http://laborrights.org/sites/default/files/publications-and-resources/HonduranMelonPlantations2012.pdf>

⁴⁰⁵ International Labor Rights Forum (ILRF) and COSIBAH. "Women in the Honduran Melon Industry." Building a Just World For Workers. 2012. <http://laborrights.org/sites/default/files/publications-and-resources/HonduranMelonPlantations2012.pdf>

Verité® / www.verite.org / +1.413.253.9227

Copyright © 2016 [Verité®]. All Rights Reserved.

Melon Production and Supply Chain:

Melons require warm weather to grow, and therefore must be planted after the last frost of the year. The planting of melons is labor intensive. The plants require loose soil and thus tilling is often recommended, which is a lengthy process and the use of a rototiller can be very dangerous. Fertilizer is often suggested for the successful growth of melons, which can be detrimental to the health of the farmworker. Melons can only be pollinated for one day during their growth and thus the selective use of insecticides is required in order to avoid hurting bee populations or other local pollinators. The cultivation and management of bees can be labor intensive and dangerous as well.⁴⁰⁶

Melons are generally sold as a fresh fruit and so the fruits must be packaged and sent away to processing and distribution facilities.

How do trafficking and/or child labor in melon production affect me?



Mexico, a country known to employ child labor in melon production, is a top ten world producer of melons.⁴⁰⁷ It is also the number two exporter of melons worldwide and the number one country that the United States imports melons from.⁴⁰⁸

Examples of what governments, corporations, and others are doing:

Coordination of Banana Unions in Honduras (COSIBAH), an agricultural trade union, advocates for fair treatment of agricultural workers in Honduras, including in the melon sector.

Where can I learn more?

[Watch](#) this HRW exposé on child labor in US agriculture, including but not limited to melon production.

⁴⁰⁶ Iowa State University. "Melons." *Publications*. May 2009. <http://www.extension.iastate.edu/publications/pm1892.pdf>

⁴⁰⁷ Food and Agriculture Organization of the UN, Statistics Division (FAOSTAT). *FAOSTAT Database: Food and Agricultural Commodities Production /Countries by Commodity*. 2012. http://faostat3.fao.org/faostat-gateway/go/to/browse/rankings/countries_by_commodity/E

⁴⁰⁸ UN Department of Economic and Social Affairs. *UN Comtrade Database*. 2012. <http://comtrade.un.org/data/>

Nuts



Nuts are reportedly produced with forced labor (FL) and/or child labor (CL) in the following countries:	Top countries that produce nuts worldwide (FAOSTAT 2012):	Top countries that export nuts worldwide (UN Comtrade 2012):	Top countries from which the US imports nuts (UN Comtrade 2012):
<i>Brazil-nuts & Chestnuts:</i> Bolivia (FL, CL) Peru (FL)	<i>Brazil-nuts:</i> 1. Bolivia 2. Brazil 3. Côte d'Ivoire 4. Gambia 5. Peru	<i>Brazil-nuts (shelled):</i> 1. Bolivia 2. Peru 3. United Kingdom 4. Netherlands 5. Germany	<i>Brazil-nuts (shelled):</i> 1. Bolivia 2. Peru 3. Brazil 4. Chile 5. Australia
<i>Peanuts:</i> Bolivia (FL) Turkey (CL)	<i>Peanuts:</i> 1. China 2. India 3. Nigeria 4. United States 5. Burma	<i>Brazil-nuts (in shell):</i> 1. Brazil 2. Hong Kong 3. Ghana 4. Nigeria 5. Spain	<i>Brazil-nuts (in shell):</i> 1. Brazil 2. Bolivia 3. Mexico
<i>Hazelnuts:</i> Turkey (CL)	<i>Hazelnuts:</i> 1. Turkey 2. Italy 3. United States 4. Azerbaijan 5. Georgia	<i>Peanuts:</i> 1. India 2. Argentina 3. United States 4. China 5. Netherlands	<i>Peanuts:</i> 1. Argentina 2. Nicaragua 3. Mexico 4. Brazil 5. Paraguay
<i>Physic Nuts/Castor Beans:</i> Burma (FL)	<i>Coconuts:</i> 1. Indonesia 2. Philippines		<i>Hazelnuts (shelled):</i> 1. Turkey
<i>Cashews:</i> Vietnam (FL, CL)			

3. India	<i>Hazelnuts</i>	2. China
4. Brazil	<i>(shelled):</i>	3. Thailand
5. Sri Lanka	1. Turkey	4. Canada
	2. Italy	5. Italy
<i>Cashews:</i>	3. Georgia	
1. Vietnam	4. Azerbaijan	<i>Hazelnuts (in</i>
2. Nigeria	5. Germany	<i>shell):</i>
3. India		1. Chile
4. Côte d'Ivoire	<i>Hazelnuts (in</i>	2. Canada
5. Benin	<i>shell):</i>	3. Turkey
	1. United States	4. Italy
	2. Hong Kong	
	3. Chile	<i>Coconuts:</i>
	4. France	1. Philippines
	5. Georgia	2. Sri Lanka
		3. Dominican
	<i>Coconuts:</i>	Republic
	1. Philippines	4. Indonesia
	2. Indonesia	5. Vietnam
	3. Sri Lanka	
	4. Côte d'Ivoire	<i>Cashews (shelled):</i>
	5. Dominican	1. Vietnam
	Republic	2. India
		3. Brazil
	<i>Cashews (shelled):</i>	4. Mozambique
	1. Vietnam	5. Côte d'Ivoire
	2. India	
	3. Netherlands	<i>Cashews (in shell):</i>
	4. Brazil	1. Brazil
	5. Ghana	2. Vietnam
		3. India
	<i>Cashews (in shell):</i>	4. Turkey
	1. Côte d'Ivoire	
	2. Tanzania	
	3. Ghana	
	4. Nigeria	
	5. Indonesia	

Where are nuts reportedly produced with trafficking and/or child labor?

According to the U.S. Department of Labor's 2014 *List of Goods Produced by Child Labor or Forced Labor*, forced labor is present in the production of Brazil-nuts and chestnuts in Peru, and forced and child

labor takes place in the production of these nuts in Bolivia.⁴⁰⁹ Peanuts are reportedly produced with forced labor in Bolivia.⁴¹⁰ Additionally, child labor has been reported in the production of hazelnuts and peanuts in Turkey. Labor trafficking has been noted in the production of physic nuts or castor beans in Burma.⁴¹¹ Recent evidence shows that incidences of forced and child labor in cashew harvesting are connected with drug treatment programs in Vietnam where patients are required to participate in the harvest under the guise of treatment, although the scope of these programs is unknown.⁴¹²

The U.S. Department of State *Trafficking in Persons Report* lists Peru, Turkey and Vietnam as Tier 2 countries. Bolivia and Burma are listed as Tier 2 Watch List countries.⁴¹³

What do trafficking and/or child labor in nut production look like?

A 2005 study found human trafficking to be prevalent in Brazil-nut harvesting in the Bolivian departments of Beni and Pando, both located in the Amazon Basin. The study indicates that some 31,000 people traveled annually to these regions to participate in Brazil-nut harvesting. After taking on an average debt of BOB 1,000 (approximately USD 140) against their labor, the workers reportedly found that their wages were not sufficient to pay back the debt. The workers were also forced to purchase goods at exorbitant costs.⁴¹⁴

Brazil-nut workers in Bolivia may not be permitted to leave the remote harvest sites. At the end of the harvest they remained in debt and were obligated to return the next year or to remain indefinitely. An estimated 5,000-6,000 of the 31,000 men, women and children were subjected to human trafficking. There have also been instances reported in which local indigenous peoples have been kidnapped and subjected to forced work in Brazil-nut harvesting for brief periods of time.⁴¹⁵ Verité research on indicators of forced labor in Brazil-nut production in Bolivia, carried out between 2010 and 2012, detected risk factors that increased vulnerability to trafficking amongst Brazil-nut harvesters and factory workers in the Amazon region. The research found a large number of indicators of labor trafficking, as well as excessive working hours, a lack of days off during peak periods, low wages, a lack of benefits, serious hazards to workers' health and safety, discrimination, poor living conditions, dangerous transportation, and child labor.⁴¹⁶

⁴⁰⁹ U.S. Department of Labor. 2014 *List of Goods Produced by Child Labor or Forced Labor*. 2014. http://www.dol.gov/ilab/reports/pdf/TVPPRA_Report2014.pdf

⁴¹⁰ U.S. Department of Labor. 2014 *List of Goods Produced by Child Labor or Forced Labor*. 2014. http://www.dol.gov/ilab/reports/pdf/TVPPRA_Report2014.pdf

⁴¹¹ U.S. Department of Labor. 2014 *List of Goods Produced by Child Labor or Forced Labor*. 2014. http://www.dol.gov/ilab/reports/pdf/TVPPRA_Report2014.pdf

⁴¹² Szalavita, Maia. "Human Rights Watch: Hundreds of Thousands still Tortured in Name of Drug Treatment." *TIME Magazine*. August 3, 2012. <http://healthland.time.com/2012/08/03/human-rights-watch-hundreds-of-thousands-still-tortured-in-name-of-drug-treatment/>

⁴¹³ U.S. Department of State. *Trafficking in Persons Report*. 2015. <http://www.state.gov/documents/organization/245365.pdf>

⁴¹⁴ Bedoya Garland, Eduardo and Alvaro Bedoya Silva-Santisteban. *Enganche y Servidumbre por Deudas en Bolivia [Recruitment and Debt Bondage in Bolivia]*. International Labor Office. January 2005. http://www.ilo.org/wcmsp5/groups/public/---ed_norm/---declaration/documents/publication/wcms_082055.pdf

⁴¹⁵ Bedoya Garland, Eduardo and Alvaro Bedoya Silva-Santisteban. *Enganche y Servidumbre por Deudas en Bolivia [Recruitment and Debt Bondage in Bolivia]*. International Labor Office. January 2005. http://www.ilo.org/wcmsp5/groups/public/---ed_norm/---declaration/documents/publication/wcms_082055.pdf

⁴¹⁶ Verité. *Research on Indicators of Forced Labor in the Supply Chains of Brazil-Nuts, Cattle, Corn, and Peanuts in Bolivia*. http://www.verite.org/sites/default/files/images/Research%20on%20Indicators%20of%20Forced%20Labor%20in%20the%20Bolivia%20Brazil-nut%2C%20Cattle%2C%20Corn%2C%20and%20Peanut%20Sectors__9.19.pdf

Verité® | www.verite.org | +1.413.253.9227

Copyright © 2016 [Verité®]. All Rights Reserved.

In Peru, trafficking is most likely to be a result of debt bondage as workers take advances from intermediaries against their future harvest to gain access to capital.⁴¹⁷ The highest risk of labor abuses was detected in the Amazonian region of Madre de Dios, where Verité found extreme cases of trafficking in illegal gold mining.⁴¹⁸

Case Study:

Child Labor in Turkish Nut Gathering

A study in Turkey estimated that hazelnut harvesting accounted for approximately six percent of child labor and that peanut harvesting accounted for approximately three percent.⁴¹⁹ The study found that children were most likely to work alongside their families in nut gathering on a seasonal basis, alternating nut gathering with cotton harvesting and other agricultural activities. A 2011 Fair Labor Association (FLA) assessment of the hazelnut supply chain found a variety of labor rights issues including lack of employment records, discrimination in compensation, harassment and underage workers. With regards to child labor, they found that workers' ages were not adequately verified. Underage workers were exposed to the same conditions as adult workers including long hours, carrying heavy loads, and repetitive motions.⁴²⁰

"Blood Cashews" in Vietnam

Cashews are reportedly harvested with the labor of people detained for drug-related offenses in Vietnam.⁴²¹ Over 350,000 people were reported to be held in these facilities against their will and were reportedly "detained without due process, some tortured with electric shock, starved and deprived of food and water." Children as young as seven have been found in these centers, where they were reportedly exposed to physical and sexual abuse. For their labor, detainees were paid nothing or a few dollars a month. Even this small amount is further decreased through deductions for food, lodging and other assorted "managerial fees."⁴²²

Research on Indicators of Forced Labor in the Supply Chains of Brazil-Nuts and Peanuts in Bolivia

Verité conducted research on the Brazil-nut industry in the Amazon region and the peanut industry in the Chaco region of Bolivia and found indicators of trafficking. Brazil-nut harvest sites are located in isolated areas where the closest rural communities are up to 82 hours away by a combination of motorcycle, boat

⁴¹⁷ Food and Agriculture Organization of the UN, Statistics Division (FAOSTAT). *FAOSTAT Database: Food and Agricultural Commodities Production /Countries by Commodity*. 2012. http://faostat3.fao.org/faostat-gateway/go/to/browse/rankings/countries_by_commodity/E

⁴¹⁸ Verité. *Risk Analysis of Indicators of Forced labor and Human Trafficking in Illegal Gold Mining in Peru*. 2013. <http://www.verite.org/sites/default/files/images/IndicatorsofForcedLaborinGoldMininginPeru.pdf>

⁴¹⁹ Gulcubuk, Bülent, Ertan Karabiyik and Ferdi Tanir. *Baseline Survey on Worst Forms of Child Labor in the Agricultural Sector: Children in Cotton Harvesting in Karatas, Adana*. September 2003. <http://www.ilo.org/ipecinfor/product/viewProduct.do?productId=5224>

⁴²⁰ Fair Labor Association. *Assessment of Hazelnut Supply Chain and Hazelnut Harvest in Turkey*. March, 2012. http://www.fairlabor.org/sites/default/files/documents/reports/nestle_hazelnut_report.pdf

⁴²¹ Human Rights Watch. *Vietnam: Torture, Forced Labor in Drug Detention*. September 7, 2011. <http://www.hrw.org/news/2011/09/07/vietnam-torture-forced-labor-drug-detention>

⁴²² Szalavita, Maia. "Human Rights Watch: Hundreds of Thousands still Tortured in Name of Drug Treatment." *TIME Magazine*. August 3, 2012. <http://healthland.time.com/2012/08/03/human-rights-watch-hundreds-of-thousands-still-tortured-in-name-of-drug-treatment/>

and foot travel. This leaves workers physically confined to the workplace as many employers deny their laborers freedom of movement or the workers do not have the money to leave. While transportation is paid for by the employer at the beginning and end of employment, workers who want to leave early must pay for their own transportation. Workers are also kept at the harvest sites through intimidation and threats. Researchers found that workers who attempted to leave early were threatened with physical and sexual violence and that some managers carried weapons or employed armed guards. Additionally, workers risked confiscation of their property, expulsion from the community and the loss of future employment if they left before the harvest period was over or before their debts were repaid.⁴²³

Debts were incurred in the form of the *habilito*, the food, supplies and tools that harvesters were advanced for the three to four month harvest season. *Habilito* debts were paid back in Brazil-nuts which leaves workers vulnerable to exploitation by the employer or money lender. Many harvesters were unable to pay back their loans, drawing them into a spiral that forces them deeper into debt with each harvesting season. This cycle of debt also exists in Brazil-nut processing plants where workers, who are mostly women, become indebted to factory owners through a company-owned store and cash advances that are difficult to repay. Researchers also found that some workers had their identity cards confiscated until they repaid their debts.⁴²⁴

Almost all harvesters and factory workers are recruited by labor brokers. Contracts are rarely signed and workers are given false promises regarding the amount they will be paid. Work at the harvesting sites and in the factories consists of long hours for little pay. Because the employment is seasonal, workers are provided with short-term, intensive employment in which they work up to 16 hours per day for three to four months per year. In the harvesting areas, workers are subjected to dangerous conditions, including exposure to malaria and other jungle diseases, the risk of falling brazil-nut pods and injuries during transportation. In the factories, high temperatures make heat exhaustion a common occurrence. Child labor is an issue, as brazil-nut harvesting is done as a family. Young boys generally accompany their fathers into the jungle to harvest the nuts and young girls work with their mothers in the processing factories.⁴²⁵

Indicators of human trafficking were also found in the peanut industry. Peanut production takes place on haciendas which, like the Brazil-nut harvesting sites, are isolated in remote areas. Workers lack access to public transportation and on some haciendas trucks arrive rarely or not at all because of inaccessibility. Many workers are indebted to their employers and fear that they will not be able to leave the hacienda until their debts are repaid. Peanut harvesters work long hours for low pay; in some cases food is included in the pay, making them dependent on their employer. Researchers found that some employers make false promises to workers at the time of hiring. Workers also experience the withholding of wages and physical abuse by their employees. Many workers harvest peanuts on communal land owned by the indigenous

⁴²³ Verité. *Research on Indicators of Forced Labor in the Supply Chains of Brazil-Nuts, Cattle, Corn, and Peanuts in Bolivia*. http://www.verite.org/sites/default/files/images/Research%20on%20Indicators%20of%20Forced%20Labor%20in%20the%20Bolivia%20Brazil-nut%2C%20Cattle%2C%20Corn%2C%20and%20Peanut%20Sectors__9.19.pdf

⁴²⁴ Verité. *Research on Indicators of Forced Labor in the Supply Chains of Brazil-Nuts, Cattle, Corn, and Peanuts in Bolivia*. http://www.verite.org/sites/default/files/images/Research%20on%20Indicators%20of%20Forced%20Labor%20in%20the%20Bolivia%20Brazil-nut%2C%20Cattle%2C%20Corn%2C%20and%20Peanut%20Sectors__9.19.pdf

⁴²⁵ Verité. *Research on Indicators of Forced Labor in the Supply Chains of Brazil-Nuts, Cattle, Corn, and Peanuts in Bolivia*. http://www.verite.org/sites/default/files/images/Research%20on%20Indicators%20of%20Forced%20Labor%20in%20the%20Bolivia%20Brazil-nut%2C%20Cattle%2C%20Corn%2C%20and%20Peanut%20Sectors__9.19.pdf

Verité® | www.verite.org | +1.413.253.9227

Copyright © 2016 [Verité®]. All Rights Reserved.

society. As a part of this society, every person must work their assigned parcel of land. Workers who fail the community can be penalized with loss of social status, home, job and community ties. Child labor is common in the peanut industry as work is carried out as a family unit.⁴²⁶

Brazil-nuts Production and Supply Chain:

Brazil-nuts can only grow in specific climates found in the Amazon rainforest, located in Bolivia, Brazil and Peru. The trees on which they grow can be 50 meters tall and can live for 1,000 years. The trees produce pods the size of grapefruits that hold 20 to 40 Brazil-nuts. Each tree can produce up to 1,300 pods. During the rainy season, January to March, the pods fall from the trees onto the forest floor where they can be gathered and harvested.⁴²⁷

According to the FAO, Bolivia is by far the largest source of shelled Brazil-nuts for the U.S. market, followed by Peru. Brazil accounts for a significant portion of imported unshelled nuts, followed by Bolivia.⁴²⁸

Peanut Production and Supply Chain:

Today, peanuts are grown in subtropical and tropical regions all around the world. Peanuts are legumes, planted annually, that produce fruit under the ground. As a result, the harvesting process is labor intensive. Peanuts are often planted in early spring and can be harvested once or twice a season, depending on the local climate. The two stages of harvesting are digging and combining. The fruits of the plant must be dug out of the ground and inverted to dry in the sun. Then, the hard shells with the fruits inside must be collected and cleaned for processing. In developed countries such as the United States, this process is entirely mechanized.⁴²⁹

How do trafficking and/or child labor in nut production affect me?



Nuts are consumed alone, in chocolate or confectionary products, or as value-added products (flours, oils, butters). Nuts may also be used in cosmetics. The United States consumed approximately 2.7 million tons of tree nuts in 2012.⁴³⁰

⁴²⁶ Verité. *Research on Indicators of Forced Labor in the Supply Chains of Brazil-Nuts, Cattle, Corn, and Peanuts in Bolivia*. http://www.verite.org/sites/default/files/images/Research%20on%20Indicators%20of%20Forced%20Labor%20in%20the%20Bolivia%20Brazil-nut%2C%20Cattle%2C%20Corn%2C%20and%20Peanut%20Sectors__9.19.pdf

⁴²⁷ The Fairtrade Foundation. *RONAP: Brazil Nut Cooperative, Peru*.

http://www.fairtrade.org.uk/producers/cosmetics/ronap_brazil_nut_cooperative_peru.aspx

⁴²⁸ Food and Agriculture Organization of the UN, Statistics Division (FAOSTAT). *FAOSTAT Database: Food and Agricultural Commodities Production /Countries by Commodity*. 2012. http://faostat3.fao.org/faostat-gateway/go/to/browse/rankings/countries_by_commodity/E

⁴²⁹ American Peanut Council. *About the Peanut Industry*. <http://www.peanutsusa.com/MainMenu/About-Peanuts/Peanut-History>

⁴³⁰ Agricultural Marketing Resource Center. *Nuts*. April 2013. http://www.agmrc.org/commodities_products/nuts/

Examples of what governments, corporations, and others are doing:

In 2012, Nestle completed a risk assessment of its hazelnut supply chain with the Fair Labor Association (FLA) and Nestle published a corrective action plan based on the findings. FLA's report highlighted the lack of supply chain transparency inherent in the Turkish hazelnut supply chain and Nestle committed to ongoing efforts to conduct independent audits.⁴³¹

Where can I learn more?

[Read](#) about the Brazil-nut harvest.

[Read](#) about human trafficking in Bolivia (in Spanish).

[Read](#) Verité's full report on forced labor indicators in Bolivia's Brazil-Nut and Peanut industry.

[Read](#) about socially-responsible peanuts from Bolivia.

⁴³¹ Fair Labor Association. *Assessment of Hazelnut Supply Chain and Hazelnut Harvest in Turkey*. March, 2012.
http://www.fairlabor.org/sites/default/files/documents/reports/nestle_hazelnut_report.pdf

Palm Oil



Palm oil is reportedly produced with forced labor (FL) and/or child labor (CL) in the following countries:	Top ten countries that produce palm oil worldwide (FAOSTAT 2012):	Top ten countries that export palm oil worldwide (UN Comtrade 2012):	Top ten countries from which the US imports palm oil (UN Comtrade 2012):
Ecuador (FL, CL) Indonesia (FL, CL) Malaysia (FL) Sierra Leone (CL) Ghana (CL) Guatemala (FL, CL)	1. Indonesia 2. Malaysia 3. Thailand 4. Nigeria 5. Colombia 6. Papua New Guinea 7. Côte d'Ivoire 8. Honduras 9. Ecuador 10. Guatemala	1. Indonesia 2. Malaysia 3. Ghana 4. Netherlands 5. Thailand 6. Côte d'Ivoire 7. Ecuador 8. Guatemala 9. Honduras 10. Germany	1. Malaysia 2. Indonesia 3. Netherlands 4. Colombia 5. Denmark 6. Mexico 7. Brazil 8. Liberia 9. Ghana 10. Singapore

Where is palm oil reportedly produced with trafficking and/or child labor?

According to the U.S. Department of State 2015 *Trafficking in Persons Report*, palm is produced with forced labor or forced child labor in Burma, Ecuador and Malaysia.⁴³²

According to the U.S. Department of Labor's 2014 *List of Goods Produced by Forced Labor and Child Labor*, palm oil is being produced with forced labor in Malaysia and with child labor in Indonesia and Sierra Leone.⁴³³ Media and NGO sources have documented human trafficking in palm oil production in

⁴³² U.S. Department of State. *Trafficking in Persons Report*. 2015.
<http://www.state.gov/documents/organization/245365.pdf>

⁴³³ U.S. Department of Labor. 2014 *List of Goods Produced by Child Labor or Forced Labor*. 2014
http://www.dol.gov/ilab/reports/pdf/TVPPRA_Report2014.pdf

Indonesia.⁴³⁴ Verité research documented indicators of human trafficking, child labor, and other labor rights abuses in the Ecuadorian and Guatemalan palm oil sector.⁴³⁵ There is some evidence that child labor is a concern on smallholder palm oil plantations in Ghana and other West African countries.⁴³⁶

According to the U.S. Department of State *Trafficking in Persons Report*, Ecuador, Guatemala, Indonesia, Sierra Leone, and Sierra Leone are Tier 2 countries. Burma, Ghana and Malaysia are listed as a Tier 2 Watch List countries.⁴³⁷

What does trafficking and/or child labor in palm oil production look like?

Human trafficking and labor rights abuses in the palm oil sector are driven by transnational and domestic migration, as well as displacement of local farmers near plantations. Workers in oil palm plantations are particularly vulnerable to modern slavery because of the isolation of palm groves.⁴³⁸ Verité research on the trafficking of males revealed that plantations are among the least monitored worksites, due to their remoteness and size, and for these reasons, undocumented persons are brought to these sites where they face exploitation.⁴³⁹

Malaysia is a regional destination for international migrants; often labor brokers or employers are implicated in trafficking through such means as confiscation of passports and contract substitution. Verité research revealed that in palm oil plantations, in particular, workers can face significant vulnerability, patterns of abuse and malpractice, and coercion at various stages of the recruitment, migration and employment process. They work long hours for extremely low wages and do physically demanding jobs that leave them susceptible to workplace injuries and poor general health. Many of them are undocumented and constantly face threats of being denounced to the authorities and of being detained and deported. Workers in subcontracting or outsourcing arrangements are particularly vulnerable, as principals and auditing bodies have no insight into their working conditions.⁴⁴⁰

On Malaysian plantations, it is commonplace for employers to take possession of workers' visas, passports, and work permits, thus restricting the workers' ability to leave the plantations. If the workers do manage to escape these exploitative conditions, it is police policy to return found workers to the

⁴³⁴ Skinner, E. Benjamin. "Indonesia's Palm Oil Industry Rife with Human-Rights Abuses." *Bloomberg Businessweek*. July 18, 2013. <http://www.businessweek.com/articles/2013-07-18/indonesias-palm-oil-industry-rife-with-human-rights-abuses>

Sawit Watch. *What's Happening in the Indonesian Palm Oil Industry*. September 20, 2011. <http://sawitwatch.or.id/2011/09/what%E2%80%99s-happen-in-the-indonesian-palm-oil-industry-2/>

⁴³⁵ Verité. *Labor and Human Rights Risk Analysis of the Guatemalan Palm Oil Sector*. 2013. <http://www.verite.org/sites/default/files/images/RiskAnalysisGuatemalanPalmOilSector.pdf>

⁴³⁶ Ghana Employers' Association. *Rapid Assessment Survey on Child Labour in Five Commercial Oil Palm and Rubber Plantations in Ghana*. March 2005. http://www.ilo.org/public/english/dialogue/actemp/downloads/projects/ghana_rapidass_study_oil_en.pdf

⁴³⁷ U.S. Department of State. *Trafficking in Persons Report*. 2015. <http://www.state.gov/documents/organization/245365.pdf>

⁴³⁸ Accenture. *Exploitative Labor Practices in the Global Palm Oil Industry*. 2013. http://humanityunited.org/pdfs/Modern_Slavery_in_the_Palm_Oil_Industry.pdf

⁴³⁹ Verité. *Hidden Costs in the Global Economy: Human Trafficking of Philippine Males in Maritime, Construction and Agriculture*. 2008. <http://www.verite.org/sites/default/files/images/Verité%20TIP%20Report%20Male%20Trafficking.pdf>

⁴⁴⁰ Verité. *Sustainable Palm Oil? Promoting New Measures to Combat Risks of Forced Labor and Human Trafficking in Palm Oil Supply Chains*. May 2013. http://www.verite.org/sites/default/files/images/Palm_White_Paper_May_2013_Final_Draft_0.pdf
Verité® | www.verite.org | +1.413.253.9227

Copyright © 2016 [Verité®]. All Rights Reserved.

plantations. Additionally, without their papers, it is impossible for escaped workers to find legal work elsewhere in Malaysia. Native Malaysians and migrants are both victims of these procedures.⁴⁴¹

In 2010, Sawit Watch recorded the following labor abuses in Indonesia, specifically East Kalimantan: physical abuse, intimidation, unpaid wages and unpaid overtime, indebtedness, child labor, lack of employment contracts, unsatisfactory living conditions, and dangerous working conditions, including unprotected work with chemicals.⁴⁴²

Verité found indicators of human trafficking among displaced farmers in Guatemala, as well as internal migrants recruited by labor contractors.⁴⁴³

The exact prevalence of trafficking in palm oil is unknown. This is due in part to the fact that while trafficking to Malaysia is known to be common, figures are not disaggregated by commodity. Additionally, the island of Borneo, a major production site for palm oil, is divided between three countries, including Malaysia and Indonesia. Palm oil production is also increasing in Africa and Latin America, and human trafficking has not been extensively studied in this context. Other abuses, such as the confiscation of land, have been noted in Colombia, Guatemala, Cameroon, Ethiopia, and Indonesia. In many cases, when land is confiscated for large-scale palm plantations, local farmers who were previously engaged in small scale or subsistence farming have no livelihood options other than to seek work on the plantation. This can create vulnerability for trafficking (See Case Study: *Labor Rights Abuses in Palm Oil Production in Guatemala*).

Worker interviews conducted by Verité in September and October 2012 also revealed that child labor is common in Malaysian and Indonesian palm plantations. Verité research found that children of undocumented plantation workers are especially vulnerable, as they are considered “stateless” and so cannot access education and healthcare from the state.⁴⁴⁴ The Schuster Institute of Investigative Journalism states that approximately 50,000 Indonesian and Filipino children in the Malaysian states of Sarawak and Sabah are considered stateless. The remote location of palm groves also deters children of plantation workers, documented or undocumented, from attending school. Moreover, the employment and payment schemes adopted in palm plantations, in which only the father or the male head of the family is contracted directly by the employer, and paid per piece or based on productivity, push the other members of the family, including children, to work in order to increase productivity and pay.⁴⁴⁵ The social status of the family can force children into work as well, as there may be no other options for

⁴⁴¹ Accenture. *Exploitative Labor Practices in the Global Palm Oil Industry*. 2013. http://humanityunited.org/pdfs/Modern_Slavery_in_the_Palm_Oil_Industry.pdf

⁴⁴² Sawit Watch. *What's Happening in the Indonesian Palm Oil Industry*. September 20, 2011. <http://sawitwatch.or.id/2011/09/what%E2%80%99s-happen-in-the-indonesian-palm-oil-industry-2/>

⁴⁴³ Verité. *Labor and Human Rights Risk Analysis of the Guatemalan Palm Oil Sector*. 2013. <http://www.verite.org/sites/default/files/images/RiskAnalysisGuatemalanPalmOilSector.pdf>

⁴⁴⁴ Verité. *Sustainable Palm Oil? Promoting New Measures to Combat Risks of Forced Labor and Human Trafficking in Palm Oil Supply Chains*. May 2013. http://www.verite.org/sites/default/files/images/Palm_White_Paper_May_2013_Final_Draft_0.pdf

⁴⁴⁵ Verité. *Sustainable Palm Oil? Promoting New Measures to Combat Risks of Forced Labor and Human Trafficking in Palm Oil Supply Chains*. May 2013. http://www.verite.org/sites/default/files/images/Palm_White_Paper_May_2013_Final_Draft_0.pdf
Verité® | www.verite.org | +1.413.253.9227 Copyright © 2016 [Verité®]. All Rights Reserved.

employment. Families may also be motivated to send their children to work if they are impoverished, indebted, or if they want their child to learn a trade rather than attend an educational institution.⁴⁴⁶

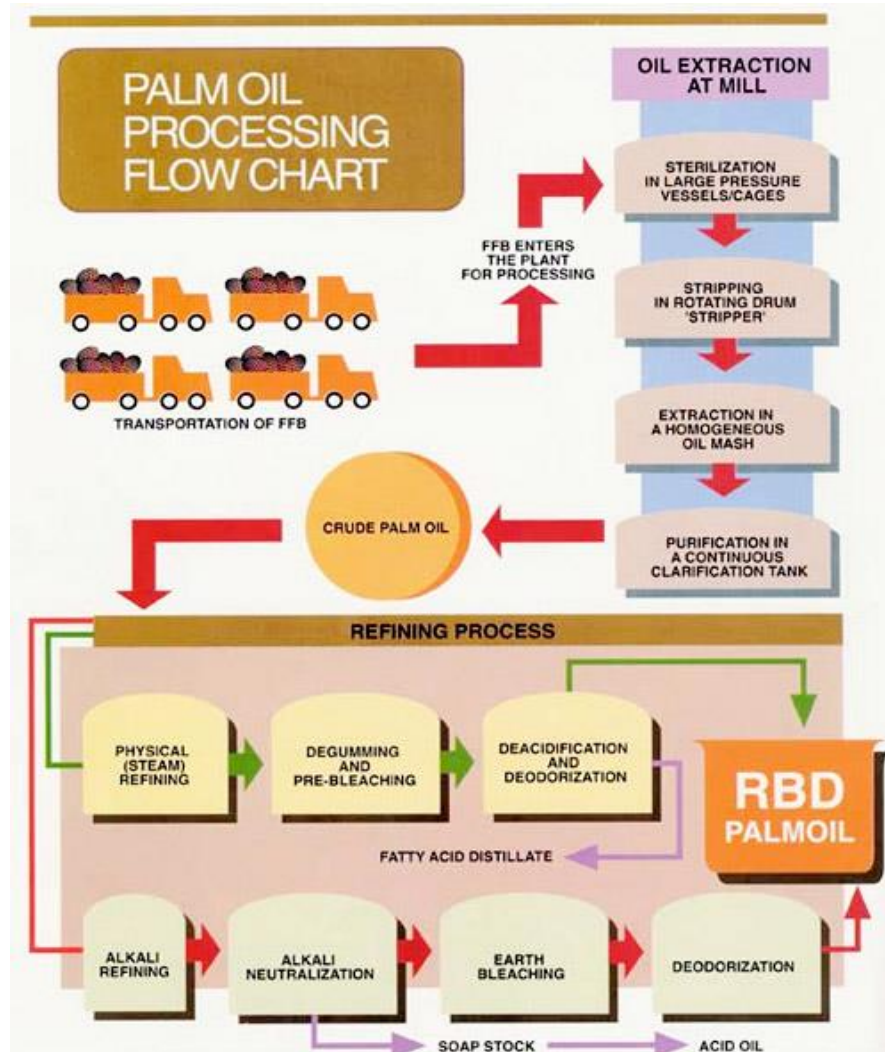
According to a 2002 study by the Ministry of Manpower and Transmigration, 75 percent of children working on palm plantations in Malaysia suffered injuries due to a lack of protective equipment for risky work, 90 percent of children were not provided with any training, and half of the children working on plantations travelled up to an hour to get to work.⁴⁴⁷

Child labor in Ghanaian palm oil production is primarily a result of children working on smallholder plantations or “out-growers” of larger plantations. Most children surveyed in a study carried out by the Ghanaian Employers’ Association were assisting their families. The study noted that some children participating in palm oil production were prevented from fully attending school or had dropped out completely.

⁴⁴⁶ Verité. *Sustainable Palm Oil? Promoting New Measures to Combat Risks of Forced Labor and Human Trafficking in Palm Oil Supply Chains*. May 2013. http://www.verite.org/sites/default/files/images/Palm_White_Paper_May_2013_Final_Draft_0.pdf

⁴⁴⁷ Accenture. *Exploitative Labor Practices in the Global Palm Oil Industry*. 2013. http://humanityunited.org/pdfs/Modern_Slavery_in_the_Palm_Oil_Industry.pdf

Palm Oil Production and Supply Chain:



Palm can be grown on large plantations or in smallholder schemes. In Southeast Asia, most palm comes from large-scale plantations. Large palm oil companies, such as Kuala Lumpur Kepong (KLK), Sime Darby, and Wilmar, usually have their own plantations, mills, and processing plants.⁴⁴⁸

In South America and Africa, the majority of palm comes from smallholder farms. Independent smallholders can seek out the highest available prices for mill purchase of their product; however, they may lack market access including credit for inputs. “Supported smallholders” are tied to mills through a variety of relationship models. Generally, they receive access to credit and/or technical assistance in

⁴⁴⁸ Verité. *Sustainable Palm Oil? Promoting New Measures to Combat Risks of Forced Labor and Human Trafficking in Palm Oil Supply Chains*. May 2013. http://www.verite.org/sites/default/files/images/Palm_White_Paper_May_2013_Final_Draft_0.pdf
Verité® / www.verite.org / +1.413.253.9227 Copyright © 2016 [Verité®]. All Rights Reserved.

return for a promise to sell their product. Specifics of these schemes are highly variable based on regional context.⁴⁴⁹

The first task for low-wage workers on palm plantations is to prepare the land for planting. After three years of applying herbicides and pesticides, weeding, and cultivating the growth of oil palm trees, workers must harvest the fruit. Fruit is removed from trees by hand using a sharp tool such as a scythe. Loose fruits are also collected from the ground.⁴⁵⁰ A palm bunch can weigh 55 pounds and contain 3,000 fruits. Harvest periods typically last fewer than 48 hours.⁴⁵¹ After harvesting, the fruit is transported to mills and then processing plants, where palm oil is produced from the flesh and palm kernel oil is produced from the kernel of the fruit. For every ten tons of palm oil, one ton of palm kernel oil is produced.⁴⁵²

Oil may be further processed to produce derivatives of varying densities. The derivatives may also be blended with other vegetable oils.⁴⁵³ Fifty million tons of palm vegetable oil are produced every year.⁴⁵⁴

Case Study:

Human Trafficking in Palm Oil Production in Indonesia

Journalist E. Benjamin Skinner highlighted the working conditions on a number of palm oil plantations in his article in *Bloomberg Businessweek* in July 2013. He profiles a worker he calls “Adam,” who was brought two thousand miles from his home by an Indonesian foreman to drive trucks in Borneo for USD 6 a day. However, during travel, the foreman forced the recruits to sign a contract that bound them to a distant Malaysian employer and paid them only USD 5 a day. The foreman reportedly told the recruits that they would not in fact be paid for two years and instead would have to apply for loans from the company for health care and food to supplement their meager rations. The contract also prevented the workers from leaving the plantation without permission and forced workers to remain for the contracted two years. Once Adam reached the plantation, owned by Batu Kawan, a top KLK shareholder, his identity card, school certificate, and deed to a home his village owned collectively were confiscated. He was then forced to work in the newly planted palm groves, spreading fertilizer and spraying herbicides all day instead of driving trucks as originally promised. No protective gear was provided even though the herbicide was known to cause kidney and liver damage. Living conditions were horrendous as well. Workers were locked in hot, windowless rooms, given small portions of food often infested with bugs, and provided with fresh water only once a month. Any workers who tried to escape were brought back and beaten severely.⁴⁵⁵

⁴⁴⁹ Mahmud, Adeeb; Rehrig, Matthew; Hills, Greg. *Improving the Livelihoods of Palm Oil Smallholders: the Role of the Private Sector*. 2010. <http://www.fsg.org/tabid/191/ArticleId/220/Default.aspx?srpush>

⁴⁵⁰ Food and Agriculture Organization of the UN. *Palm Oil*. <http://www.fao.org/docrep/006/t0309e/T0309E05.htm>

⁴⁵¹ Skinner, E. Benjamin. “Indonesia’s Palm Oil Industry Rife with Human-Rights Abuses.” *Bloomberg Businessweek*. July 18, 2013. <http://www.businessweek.com/articles/2013-07-18/indonesias-palm-oil-industry-rife-with-human-rights-abuses>

⁴⁵² Malaysian Palm Oil Council. *Processing Flow Chart*. http://www.mpoc.org.my/Processing_Flow_Chart.aspx

⁴⁵³ GreenPalm. *What is Palm Oil Used In?* <http://www.greenpalm.org/en/about-palm-oil/what-is-palm-oil-used-in>

⁴⁵⁴ Verité. *Sustainable Palm Oil? Promoting New Measures to Combat Risks of Forced Labor and Human Trafficking in Palm Oil Supply Chains*. May 2013. http://www.verite.org/sites/default/files/images/Palm_White_Paper_May_2013_Final_Draft_0.pdf

⁴⁵⁵ Skinner, E. Benjamin. “Indonesia’s Palm Oil Industry Rife with Human-Rights Abuses.” *Bloomberg Businessweek*. July 18, 2013. <http://www.businessweek.com/articles/2013-07-18/indonesias-palm-oil-industry-rife-with-human-rights-abuses>

Labor Rights Abuses in Palm Oil Production in Guatemala

Verité (2013) found a number of human rights and labor risks related to the palm sector in Sayaxché, Petén, Guatemala. Local farmers were displaced by the land grabs of large plantations. Subsistence farmers who sold their land due to coercion, deceit, pressure, or offers of large up-front payments had few options other than working for the palm companies that had obtained huge swaths of land in Sayaxché. The loss of land for subsistence agriculture and a lack of other employment opportunities in Sayaxché created a local labor force that either had to continue working on palm plantations under poor conditions or move out of the area to search for other work.

The other group of vulnerable workers in Sayaxché consisted of migrant workers brought in from rural impoverished areas. These workers were typically hired by labor contractors, some of whom deceived them about their conditions of work and charged them up-front recruitment fees and deductions of up to 20 percent of their pay. Furthermore, migrant workers were generally hired on one- to three-month contracts; during the entire duration of their contracts, they did not leave the plantations on which they were housed. Reports indicated that workers were not paid if they left their employment before their contracts were finished. Many of these migrant workers' identity documents were retained, which prevented them from filing legal complaints against their employers.⁴⁵⁶

Verité researchers found a number of indicators of human trafficking in Guatemala's palm sector. Indicators of lack of consent included induced indebtedness, deception or false promises about types and terms of work, withholding and non-payment of wages, and retention of identity documents or other valuable personal possessions. Indicators of menace of penalty included physical violence against workers or family or close associates, sexual violence, imprisonment or other physical confinement, dismissal from current employment, exclusion from future employment, exclusion from community and social life, deprivation of food, shelter or other necessities, and shifts to even worse working conditions.⁴⁵⁷

How do trafficking and/or child labor in palm oil production affect me?



Palm oil – or its derivatives – is present in up to 50 percent of all products in grocery stores (The Economist). Sometimes labeled in products as “vegetable oil,” it is used in products including fuels, soaps and shampoos, processed foods, cereals, baked goods, margarine, cosmetics, confectionary items,

⁴⁵⁶ Verité. *Labor and Human Rights Risk Analysis of the Guatemalan Palm Oil Sector*. 2013. <http://www.verite.org/sites/default/files/images/RiskAnalysisGuatemalanPalmOilSector.pdf>

⁴⁵⁷ Verité. *Labor and Human Rights Risk Analysis of the Guatemalan Palm Oil Sector*. 2013. <http://www.verite.org/sites/default/files/images/RiskAnalysisGuatemalanPalmOilSector.pdf>

cleaning products, detergents, toothpaste, and candles. Since 1970, the global demand for vegetable oils has increased by over one hundred metric tons. This has been attributed to the use of vegetable oils in consumer products, as well as an increasing demand for biodiesel fuels in developed countries. Of the different vegetable oils, palm oil is the most popular; according to Humanity United, this is because palm is the “most prolific producer of oils.”⁴⁵⁸ Since 1990, global consumption of palm oil has increased fivefold.⁴⁵⁹

Currently, the United States is the sixth largest importer of palm oil, following China, India, Europe, Pakistan and Malaysia.⁴⁶⁰ Growth in India and China contributes to the ever increasing demand for oil, which the World Wildlife Fund reports may double by 2020.⁴⁶¹ Producers of the oil have begun relying on forced labor to keep costs low and profits high.⁴⁶²

Indonesia and Malaysia, both countries confirmed to use forced or child labor in palm oil production, produce about 85 percent of the palm oil in the world – together the countries employ over 3.5 million documented workers.⁴⁶³

According to a recent news report, KLK, a Malaysian-owned palm oil company accused of having committed serious human rights offenses, received 26 percent of its revenue from the United States and Europe. Companies known to purchase palm oil from KLK include Unilever, Cargill, Nestlé, General Mills, Kraft, and Kellogg. KLK is among many palm oil companies that are facing such allegations. Only thirty-five percent of Roundtable on Sustainable Palm Oil (RSPO) member growers are actually certified and not one company has had their certification taken away for poor performance, despite reports of misconduct.⁴⁶⁴

Environmental Consequences of Palm Oil Production:

Palm oil production has heavy environmental consequences, notably through widespread deforestation, which leads to the destruction of habitats for endangered species, such as orangutans, and contributes to climate change.⁴⁶⁵ According to a 2009 report, “the creation of oil plantations in Malaysia is regarded as the main cause of the air pollution that has been affecting many neighboring countries in Southeast Asia.”⁴⁶⁶ As palm production spreads to Latin America and Africa, deforestation is increasing in palm-

⁴⁵⁸ Accenture. *Exploitative Labor Practices in the Global Palm Oil Industry*. 2013.

http://humanityunited.org/pdfs/Modern_Slavery_in_the_Palm_Oil_Industry.pdf

⁴⁵⁹ Skinner, E. Benjamin. “Indonesia’s Palm Oil Industry Rife with Human-Rights Abuses.” *Bloomberg Businessweek*. July 18, 2013. <http://www.businessweek.com/articles/2013-07-18/indonesias-palm-oil-industry-rife-with-human-rights-abuses>

⁴⁶⁰ U.S. Department of Agriculture. *Palm Oil: World Supply and Distribution*. September 11, 2014.

<http://www.fas.usda.gov/psdonline/psdReport.aspx?hidReportRetrievalName=Table+11%3a+Palm+Oil%3a+World+Supply+and+Distribution+&hidReportRetrievalID=710&hidReportRetrievalTemplateID=8>

⁴⁶¹ World Wildlife Fund (WWF). *About Palm Oil*. http://wwf.panda.org/what_we_do/footprint/agriculture/palm_oil/

⁴⁶² Accenture. *Exploitative Labor Practices in the Global Palm Oil Industry*. 2013.

http://humanityunited.org/pdfs/Modern_Slavery_in_the_Palm_Oil_Industry.pdf

⁴⁶³ Accenture. *Exploitative Labor Practices in the Global Palm Oil Industry*. 2013.

http://humanityunited.org/pdfs/Modern_Slavery_in_the_Palm_Oil_Industry.pdf

⁴⁶⁴ Skinner, E. Benjamin. “Indonesia’s Palm Oil Industry Rife with Human-Rights Abuses.” *Bloomberg Businessweek*. July 18, 2013. <http://www.businessweek.com/articles/2013-07-18/indonesias-palm-oil-industry-rife-with-human-rights-abuses>

⁴⁶⁵ Greenpeace. *Herakles Farms in Cameroon: A Showcase in Bad Palm Oil Production*. 2013.

<http://www.greenpeace.org/usa/Global/usa/planet3/PDFs/Forests/HeraklesCrimeFile.pdf>

⁴⁶⁶ O’Sullivan, Laurence. “Palm Oil Growth Damages Rainforest Environment.” *Suite 101*. March 15, 2009.

<http://www.suite101.com/content/palm-oil-growth-damages-rainforest-environment-a101206#ixzz14pEmzmRy>

Verité® | www.verite.org | +1.413.253.9227

Copyright © 2016 [Verité®]. All Rights Reserved.

producing regions. Greenpeace has described the company Herakles Farms in Cameroon illegally logging and clearing forest.⁴⁶⁷

In addition, palm oil has no environmental benefits when used as a biofuel. Oxfam has stated that the deforestation resulting from the conversion of forest to farmland in Indonesia would require “420 years of biofuel production to pay back the carbon debt.”⁴⁶⁸

Examples of what governments, corporations, and others are doing:

Due to increased campaigning highlighting the environmental impacts of palm oil, the last few years have seen increased engagement by corporations and governments. As a result of pressure from Greenpeace, in 2008, Unilever made a commitment to complete sustainable sourcing by 2015.⁴⁶⁹ Since then, other major consumer goods companies such as Mars, Walmart, Nestle, Cargill and General Mills have made similar commitments. While social issues such as human trafficking have not been at the forefront of these campaigns, in one notable case The Body Shop dropped their major supplier of palm oil, Dabaan Organics, over allegations of illegal land confiscations in Colombia.

In 2004, companies and other stakeholders created the Roundtable on Sustainable Palm Oil (RSPO), which has a certification system for sustainable palm oil. The RSPO developed standards for environmental and social responsibility, against which growers and millers are audited for certification. The first set of standards developed by RSPO did not have specific criteria against forced labor; however, after pressure from organizations, including Verité, the RSPO voted in April 2013 to create a new set of principles and criteria that included stronger provisions on labor, employment, human rights and business ethics.⁴⁷⁰ The RSPO requires companies claiming to sell certified-sustainable palm oil to partake in third-party assessments to confirm the “legal, economically viable, environmentally appropriate, and socially beneficial management and operations” status of the product. Fifteen percent of RSPO member groups have committed to using only sustainably produced palm oil by 2015.⁴⁷¹

Hamana Child Aid Society is an organization in Borneo focused on educating the children of migrant workers employed in the palm oil industry. These children are extremely vulnerable to child labor because they lack legal documents and are therefore unable to attend school. Hamana Child Aid Society runs 128 learning centers with a total of 12,000 students. The organization is funded by foreign donors, including the European Union.⁴⁷²

⁴⁶⁷ Greenpeace. *Herakles Farms in Cameroon: A Showcase in Bad Palm Oil Production*. 2013. <http://www.greenpeace.org/usa/Global/usa/planet3/PDFs/Forests/HeraklesCrimeFile.pdf>

⁴⁶⁸ Oxfam. *Another Inconvenient truth: How Biofuel Policies are Deepening Poverty and Accelerating Climate Change*. June 26, 2008. <http://www.oxfam.org/en/grow/policy/another-inconvenient-truth>

⁴⁶⁹ Greenpeace. *How Unilever Palm Oil Suppliers are Burning Up Borneo*. April 21, 2008. <http://www.greenpeace.org/international/en/publications/reports/how-unilever-palm-oil-supplier/>

⁴⁷⁰ Verité. *Sustainable Palm Oil? Promoting New Measures to Combat Risks of Forced Labor and Human Trafficking in Palm Oil Supply Chains*. May 2013. http://www.verite.org/sites/default/files/images/Palm_White_Paper_May_2013_Final_Draft_0.pdf

⁴⁷¹ Skinner, E. Benjamin. “Indonesia’s Palm Oil Industry Rife with Human-Rights Abuses.” *Bloomberg Businessweek*. July 18, 2013. <http://www.businessweek.com/articles/2013-07-18/indonesias-palm-oil-industry-rife-with-human-rights-abuses>

⁴⁷² Motlagh, Jason. “Borneo: An Expat Teacher on a Mission.” Pulitzer Center on Crisis Reporting. January 23, 2013. <http://pulitzercenter.org/reporting/borneo-malaysia-sabah-humana-child-aid-plantation-education-mission>

Where can I learn more?

[Watch](#) “The Price of Palm Oil” by Al Jazeera.

[Learn](#) about Verité’s efforts to end abuses by labor brokers.

[Read](#) a report by Verité on new measures to combat risks of forced labor and human trafficking in palm oil supply chains.

[Read](#) a report by Amnesty International about trafficking in Malaysia.

[Read](#) Benjamin Skinner’s article “Indonesia’s Palm Oil Industry Rife with Human-Rights Abuses” for a detailed account of human trafficking on a palm plantation.

[Read](#) this Humanity United report on exploitative labor in the palm industry – includes a list of companies and products that use palm oil.

[Explore](#) the Schuster Institute for Investigative Journalism at Brandeis University website to learn more about the dangers of palm oil.

[Watch](#) a video on the impact of Indonesia’s Palm Oil Plantations.

Pineapple



Pineapples are reportedly produced with forced labor (FL) and/or child labor (CL) in the following countries:	Top ten countries that produce pineapples worldwide (FAOSTAT 2012):	Top ten countries that export pineapples worldwide (UN Comtrade 2012):	Top ten countries from which the US imports pineapples (UN Comtrade 2012):
Brazil (CL)	1. Thailand	1. Costa Rica	1. Costa Rica
Costa Rica (FL)	2. Costa Rica	2. The Philippines	2. Mexico
Côte d'Ivoire (FL, CL)	3. Brazil	3. Netherlands	3. Honduras
United States (FL)	4. The Philippines	4. Belgium	4. Panama
Thailand (FL)	5. Indonesia	5. United States	5. Guatemala
	6. India	6. Honduras	6. Ecuador
	7. Nigeria	7. Ecuador	7. Thailand
	8. China	8. Côte d'Ivoire	8. Dominican Republic
	9. Mexico	9. Mexico	9. Colombia
	10. Colombia	10. Germany	10. China

Where is pineapple reportedly produced with trafficking and/or child labor?

The U.S. Department of State 2015 *Trafficking in Persons* report notes forced child labor in the pineapple sector in Côte d'Ivoire.⁴⁷³

⁴⁷³ U.S. Department of State. *Trafficking in Persons Report*. 2015. <http://www.state.gov/documents/organization/245365.pdf>

According to the U.S. Department of Labor's 2014 *List of Goods Produced by Forced Labor and Child Labor*, pineapples are produced in Brazil using child labor.⁴⁷⁴ A Honolulu newspaper reported that migrant farmworkers are exposed to human trafficking on American owned pineapple farms on Maui and the island of Hawaii.⁴⁷⁵ According to human rights organization Finnwatch, trafficking has been used in pineapple production in Thailand.⁴⁷⁶ The Labor Rights Forum has reported instances of trafficking on pineapple plantations in Costa Rica.⁴⁷⁷

Although specific cases of trafficking have not been cited in the Philippines, high rates of labor casualization – that is, workers working without a formal connection to the plantation owner – have led to severe exploitation of workers.⁴⁷⁸

The U.S. Department of State *Trafficking in Persons Report* lists Brazil, and CDI as Tier 2 countries. Costa Rica is listed as a Tier 2 Watch List country. Thailand is listed as a Tier 3 country. The United States is listed as a Tier 1 country.⁴⁷⁹

What does trafficking and/or child labor in pineapple production look like?

Children working in the pineapple industry may apply dangerous chemicals, carry heavy loads, work long hours and use hazardous tools.⁴⁸⁰ According to the U.S. Department of State, boys from neighboring countries of Ghana, Mali, Burkina Faso, Benin, and Togo are trafficked to work on pineapple plantations in Côte d'Ivoire.⁴⁸¹

In the Philippines and Costa Rica, where pineapple production is dominated by large multi-national companies, contract workers are hired via "labor cooperatives." These labor cooperatives allow plantations to avoid direct working relationships with workers, who essentially become "permanent temporary" workers with no mechanisms for grievance.⁴⁸²

In Costa Rica, many workers are undocumented migrants and are thus extremely vulnerable to human trafficking. Depending on the region, between 60 and 90 percent of pineapple workers are migrants from Nicaragua, and many lack documentation.⁴⁸³ These workers generally do not speak the language of the

⁴⁷⁴ U.S. Department of Labor. 2014 *List of Goods Produced by Child Labor or Forced Labor*.

http://www.dol.gov/ilab/reports/pdf/TPVRA_Report2014.pdf

⁴⁷⁵ Daranciang, Nelson. "Scope of Isle Farm Labor Abuse Case Widens." *Star Advertiser*. January 15, 2011.

http://www.staradvertiser.com/news/20110115_scope_of_isle_farm_labor_abuse_case_widens.html

⁴⁷⁶ Moilanen, Vesa. "Forced Labor Behind Pineapple Juice on Shelves in Finland." *Nordic Africa News*. January 22, 2013.

<http://www.helsinkitimes.fi/finland/finland-news/domestic/5081-forced-labour-behind-pineapple-juice-on-shelves-in-finland>

⁴⁷⁷ International Labor Rights Forum. "The Sour Taste of Pineapple". October, 2008. <http://laborrights.org/creating-a-sweatfree-world/resources/10745?lang=english>

⁴⁷⁸ International Labor Rights Forum. "The Sour Taste of Pineapple". October, 2008. <http://laborrights.org/creating-a-sweatfree-world/resources/10745?lang=english>

⁴⁷⁹ U.S. Department of State. 2015 *Trafficking in Person's Report*. 2015.

<http://www.state.gov/documents/organization/243558.pdf>

⁴⁸⁰ U.S. Department of Labor. 2011 *Findings on the Worst Forms of Child Labor*. 2011.

<http://www.dol.gov/ilab/programs/ocft/2011TDA.pdf>

⁴⁸¹ U.S. Department of Labor. 2014 *List of Goods Produced by Child Labor or Forced Labor*.

http://www.dol.gov/ilab/reports/pdf/TPVRA_Report2014.pdf

⁴⁸² International Labor Rights Forum. "The Sour Taste of Pineapple". October, 2008. <http://laborrights.org/creating-a-sweatfree-world/resources/10745?lang=english>

⁴⁸³ Lawrence, Felicity. "Bitter Fruit: The Truth about Supermarket Pineapple." *The Guardian*. October 1, 2010.

<http://www.theguardian.com/business/2010/oct/02/truth-about-pineapple-production>

Verité® | www.verite.org | +1.413.253.9227

Copyright © 2016 [Verité®]. All Rights Reserved.

farm owners and, due to their undocumented status, they do not have access to legal avenues for lodging complaints about dangerous working conditions, excessive hours, or low pay. Even workers who do have access to labor unions are habitually fired or blacklisted by farm owners.⁴⁸⁴ Workers in pineapple production are exposed to hazards including toxic chemicals, heavy machinery and extreme temperatures.⁴⁸⁵

Pineapple Production and Supply Chain:

The pineapple production process generally includes fertilizing and pesticide spraying in addition to the usual labor-intensive agricultural activities, such as land preparation, planting, and harvesting. A large workforce is required to cultivate the fruit. After an extensive period of planting, protecting, and watering pineapples, they are harvested and packaged to be shipped to processing plants or to be sold as fresh fruit. Pineapple producing brands often own plantations in several countries and shipments from these countries may be shipped together, making it difficult to identify geographic origins of the fruit once it is on grocery shelves.⁴⁸⁶

How do trafficking and/or child labor in pineapple production affect me?



As a commodity, the pineapple is predominantly traded as a fresh fruit, but the Food and Agriculture Organization also includes pineapple juice concentrate in the pineapple commodities trade statistics.⁴⁸⁷ Pineapples make up about 20 percent of the total world tropical fruit production and they are the second most harvested fruit, after bananas. The United States has the highest demand for imported pineapple. According to the United Nations Conference on Trade and Development (UNCTAD), the primary use globally for pineapple is as a fresh fruit in the country of origin.⁴⁸⁸

Examples of what governments, corporations, and others are doing:

Finnwatch raised awareness about the sourcing of food at Finnish food stores. They found that in a Thai pineapple juicing factory, workers were subjected to conditions that could be considered forced labor.

⁴⁸⁴ Maliq, Anahi. "The Environmental and Social Cost of Pineapples in Costa Rica." *Labor is Not a Commodity*. January 4, 2011. http://laborrightsblog.typepad.com/international_labor_right/2011/01/the-environmental-and-social-cost-of-pineapples-in-costa-rica.html

⁴⁸⁵ International Labor Rights Forum. "The Sour Taste of Pineapple". October, 2008. <http://laborrights.org/creating-a-sweatfree-world/resources/10745?lang=english>

⁴⁸⁶ International Labor Rights Forum. "The Sour Taste of Pineapple". October, 2008. <http://laborrights.org/creating-a-sweatfree-world/resources/10745?lang=english>

United Nations Conference on Trade and Development (UNCTAD). "Pineapple." *AAACP Products*. April 26, 2012. <http://www.unctad.info/en/Infocomm/AACP-Products/COMMODITY-PROFILE---Pineapple/>

⁴⁸⁷ United Nations Conference on Trade and Development (UNCTAD). "Pineapple." *AAACP Products*. April 26, 2012. <http://www.unctad.info/en/Infocomm/AACP-Products/COMMODITY-PROFILE---Pineapple/>

⁴⁸⁸ United Nations Conference on Trade and Development (UNCTAD). "Pineapple." *AAACP Products*. April 26, 2012. <http://www.unctad.info/en/Infocomm/AACP-Products/COMMODITY-PROFILE---Pineapple/>

The group has influenced Finnish consumers and stores to ensure that human rights violations are not being committed during pineapple production and processing.⁴⁸⁹

Costa Rican environmental and labor groups created the National Front of Sectors Affected by the Pineapple Industry to combat human rights and health issues in the industry. Subsequently, the International Labor Rights Forum released an extensive report on human rights violations in the global pineapple industry, which in turn led to human rights inquiries by Banana Link and an international campaign by Consumers International targeting improper working conditions in the tropical fruit industry. Various newspapers have also released awareness-raising reports on working conditions for pineapple plantation laborers in light of the recent boom in pineapple demand in the United States and Europe.⁴⁹⁰

Where can I learn more?

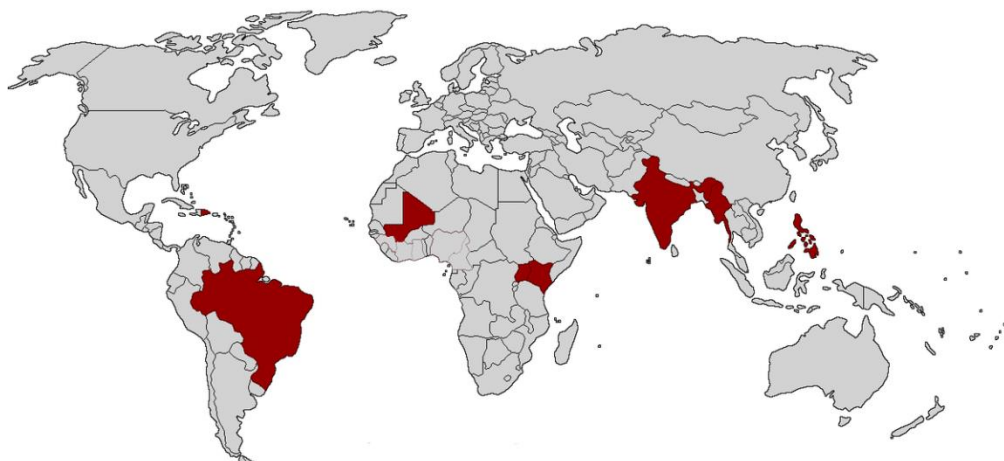
[Read](#) this Labor Rights Forum report on the growth of the pineapple industry.

[Take a look](#) at the Finnwatch report on suppliers for European groceries.

⁴⁸⁹ Moilanen, Vesa. "Forced Labor Behind Pineapple Juice on Shelves in Finland." *Nordic Africa News*. January 22, 2013. <http://www.helsinkitimes.fi/finland/finland-news/domestic/5081-forced-labour-behind-pineapple-juice-on-shelves-in-finland>

⁴⁹⁰ Maliq, Anahi. "The Environmental and Social Cost of Pineapples in Costa Rica." *Labor is Not a Commodity*. January 4, 2011. http://laborrightsblog.typepad.com/international_labor_right/2011/01/the-environmental-and-social-cost-of-pineapples-in-costa-rica.html

Rice



Rice is reportedly produced with forced labor (FL) and/or child labor (CL) in the following countries:	Top ten countries that produce rice worldwide (FAOSTAT 2012):	Top ten countries that export rice worldwide (UN Comtrade 2012):	Top ten countries from which the US imports rice (UN Comtrade 2012):
Brazil (CL)	1. China	1. India	1. Thailand
Burma (FL, CL)	2. India	2. Thailand	2. India
Dominican Republic (CL)	3. Indonesia	3. United States	3. Vietnam
India (FL, CL)	4. Bangladesh	4. Pakistan	4. Pakistan
Kenya (CL)	5. Vietnam	5. Brazil	5. Brazil
Mali (FL, CL)	6. Thailand	6. Uruguay	6. Uruguay
Philippines (CL)	7. Burma	7. Italy	7. Italy
Uganda (CL)	8. Philippines	8. Argentina	8. Argentina
	9. Brazil	9. Australia	9. Canada
	10. Japan	10. Russia	10. Spain

Where is rice reportedly produced with trafficking and/or child labor?

According to the U.S. Department of State 2015 *Trafficking in Persons Report*, rice is made with forced labor or forced child labor in India.⁴⁹¹

The U.S. Department of Labor's 2014 *List of Goods Produced by Forced Labor and Child Labor* notes that rice is produced with forced labor in Burma, India, and Mali and child labor in Brazil, Burma, the Dominican Republic, India, Kenya, Mali, the Philippines, and Uganda.⁴⁹²

⁴⁹¹ U.S. Department of State. *Trafficking in Persons Report*. 2015. <http://www.state.gov/documents/organization/245365.pdf>

⁴⁹² U.S. Department of Labor. *2014 List of Goods Produced by Child Labor or Forced Labor*. 2014. http://www.dol.gov/ilab/reports/pdf/TVPPRA_Report2014.pdf

The U.S. Department of State *Trafficking in Persons Report* lists Brazil, Kenya, the Dominican Republic, India, Philippines and Uganda as Tier 2 countries. Mali, and Burma are listed as Tier 2 Watch List countries.⁴⁹³

What does trafficking and/or child labor in rice production look like?

Most forced and child labor in rice takes place at the harvesting stage. In the rice growing region in eastern Uganda, half of all children reportedly leave school to work on the rice harvest.⁴⁹⁴ According to the U.S. Department of State, some Kenyan tenant rice farmers work in debt bondage.⁴⁹⁵ They take advances from farm owners or supervisors to pay for school fees, food or medical needs, and are unable to pay back the loans with the proceeds from their harvest.

In India, human trafficking has been identified at the milling stage of production. In early 2010, an Indian rice mill owner was convicted of holding multiple families inside the mill, initially binding them with debt through advances and also locking the facilities and denying workers permission to leave.⁴⁹⁶ A similar situation was discovered in a rice mill in Chennai, India in April 2012. The International Justice Mission (IJM) identified the abuse and government authorities “[conducted] the rescue operation,” freeing over two dozen children, women and men.⁴⁹⁷

Rice Production and Supply Chain:

The world’s largest producers of rice are China, India, Indonesia, Vietnam, and Thailand.⁴⁹⁸ The United States is a net rice exporter, exporting “about half of its rice crop, mostly to Mexico, Central America, Northeast Asia, the Caribbean and the Middle East.” However, demand for aromatic rice varieties has increased imports from South Asia.⁴⁹⁹

How do trafficking and/or child labor in rice production affect me?



⁴⁹³ U.S. Department of State. *Trafficking in Persons Report*. 2015. <http://www.state.gov/documents/organization/245365.pdf>

⁴⁹⁴ Olukya, Godfrey. “Stunted Growth: Thousands of Ugandan Children Abandon School.” *The Africa Report*. June 8, 2012. <http://www.theafricareport.com/Society-and-Culture/stunted-growth-thousands-of-ugandan-children-abandon-school.html>

⁴⁹⁵ U.S. Department of Labor. *2012 US Department of Labor’s List of Goods Produced by Child Labor or Forced Labor*. 2012. <http://www.dol.gov/ilab/programs/ocft/pdf/2012TVPR.pdf>

⁴⁹⁶ International Justice Mission. “Rice Mill Operation Frees 22 Laborers.” October 2, 2010. <http://www.ijm.org/newsfromthefield/ricemillrescueoperationfrees22forcedlaborers>

⁴⁹⁷ International Justice Mission. “IJM Chennai: Families Now Free from Forced Labor in ‘Deplorable’ Rice Mill.” April 12, 2012. <http://www.ijm.org/news/ijm-chennai-families-now-free-forced-labor-deplorable-rice-mill>

⁴⁹⁸ Food and Agriculture Organization of the UN, Statistics Division (FAOSTAT). *FAOSTAT Database: Food and Agricultural Commodities Production /Countries by Commodity*. 2012. http://faostat3.fao.org/faostat-gateway/go/to/browse/rankings/countries_by_commodity/E

⁴⁹⁹ U.S. Department of Agriculture. *Grain: World Markets and Trade*. September 2011. <http://www.fas.usda.gov/grain/circular/2011/09-11/grainfull09-11.pdf>

According to the U.S. Department of Agriculture (USDA), rice is the “primary staple for more than half the world's population.”

Approximately 85 percent of rice consumed in the United States is grown domestically.⁵⁰⁰ However, India and Brazil are among the top five countries that export rice to the United States and they have documented forced and/or child labor in rice production.⁵⁰¹

Examples of what governments, corporations, and others are doing:

In 2012, the International Justice Mission and the Indian government rescued 17 people from forced labor in a rice mill in Kancheepuram, India. The government of India is also partnering with the ILO on a project to reduce bonded labor in rice mills in Tamil Nadu by integrating existing government and social welfare programs.⁵⁰²

Where can I learn more?

[Read](#) a case study from the International Justice Mission.

[Watch](#) a video on recent changes in the international rice trade.

⁵⁰⁰ U.S. Department of Agriculture. *Grain: World Markets and Trade*. September 2011.

<http://www.fas.usda.gov/grain/circular/2011/09-11/grainfull09-11.pdf>

⁵⁰¹ UN Department of Economic and Social Affairs. *UN Comtrade Database*. 2012. <http://comtrade.un.org/data/>

⁵⁰² U.S. Department of Labor. *2013 Findings on the Worst Forms of Child Labor: India*. 2013. http://www.dol.gov/ilab/reports/child-labor/india.htm#ENREF_112

Rubber



Rubber is reportedly produced with forced labor (FL) and/or child labor (CL) in the following countries:	Top ten countries that produced rubber worldwide (FAOSTAT 2012):	Top ten countries that export rubber worldwide (UN Comtrade 2012):	Top ten countries from which the US imports rubber (UN Comtrade 2012):
Burma (FL, CL)	1. Thailand	1. China	1. China
Cambodia (CL)	2. Indonesia	2. Germany	2. Canada
Côte d'Ivoire (FL)	3. Malaysia	3. Thailand	3. Indonesia
Indonesia (CL)	4. Vietnam	4. United States	4. Japan
Liberia (FL, CL)	5. India	5. Japan	5. Thailand
Philippines (CL)	6. China	6. Indonesia	6. South Korea
Malaysia (FL)	7. Côte d'Ivoire	7. Nigeria	7. Mexico
Vietnam (FL)	8. Brazil	8. South Korea	8. Malaysia
	9. Philippines	9. Malaysia	9. Germany
	10. Burma	10. France	10. Other Asia (not elsewhere specified)

Where is rubber reportedly produced with trafficking and/or child labor?

According to the U.S. Department of State 2015 *Trafficking in Persons Report*, rubber is produced with forced labor or forced child labor in Burma, Côte d'Ivoire and Liberia.⁵⁰³

⁵⁰³ U.S. Department of State. *Trafficking in Persons Report*. 2015. <http://www.state.gov/documents/organization/245365.pdf>
Verité® / www.verite.org / +1.413.253.9227

The U.S. Department of Labor's 2014 *List of Goods Produced by Forced Labor and Child Labor* notes that natural rubber is produced with forced labor in Burma and with child labor in Burma, Cambodia, Indonesia, Liberia, and the Philippines.⁵⁰⁴ Anecdotal reports have described forced labor in Malaysia and Vietnam.⁵⁰⁵

The U.S. Department of State 2015 *Trafficking in Persons Report* lists Indonesia, Liberia, the Philippines and Vietnam as Tier 2 countries. Burma, Cambodia, and Malaysia are listed as Tier 2 Watch List countries.⁵⁰⁶

What does trafficking and/or child labor in rubber production look like?

The most well-known instances of human trafficking in rubber production are those on the Firestone plantations of Liberia. Rubber tappers responsible for extracting liquid rubber from trees receive low wages and must meet high quotas which require assistance from family members, including children.⁵⁰⁷ According to anecdotal reports, conditions have improved somewhat in recent years, in part due to the public campaigns highlighting Firestone and in part due to the end of Liberia's civil war. There have been few studies on conditions outside of Firestone properties.

An ILO study on child labor in Indonesia found that generally children helped parents work on rubber plantations after school, but if parents could not afford school fees, children would drop out of school to work on the rubber plantation full time. Children working on the plantation are responsible for the same tasks as adults, including tapping the trees, cutting grass around the trees, spraying pesticides on weeds and fungus, and planting seedlings. Children working full time worked the same hours as adults. These children are exposed to hazards such as snake attacks, pesticides, long hours, and using sharp tools, with most work performed in isolated locations.⁵⁰⁸

Case Study:

Research on working conditions in the Liberia Rubber Sector

Verité conducted research on two large, foreign-owned rubber plantations in Liberia (LAC and Cocopa) and found several potential indicators of human trafficking. The majority of workers on the rubber plantations are employed as tappers who manually extract rubber from the trees and transport it to field stations. Tappers are paid by production and have a quota of how many trees they must tap per day. Those who do not reach the quota are subject to financial penalties. Additionally, wages may vary from month to month as paycheck deductions are made for services like compulsory, subsidized bags of rice, school fees and voluntary savings programs. Workers at both plantations are required to work eight hours per day, but twelve hour work days are not uncommon. Researchers found that although the LAC plantation gave out

⁵⁰⁴ U.S. Department of Labor. 2014 *List of Goods Produced by Child Labor or Forced Labor*. 2014. http://www.dol.gov/ilab/reports/pdf/TVPPRA_Report2014.pdf

⁵⁰⁵ Kinetz, Erika, Georgre Wehrfritz, Jonathan Kent. "Bottom of the Barrel." *Newsweek*. March 15, 2008. <http://www.newsweek.com/2008/03/15/bottom-of-the-barrel.html>

International Labor Organization (ILO). *Report on Working Children Situation in Eight Provinces and Cities in Viet Nam*. September 2009. <http://www.ilo.org/ipcinfo/product/viewProduct.do?productId=13014>

⁵⁰⁶ U.S. Department of State. *Trafficking in Persons Report*. 2015. <http://www.state.gov/documents/organization/245365.pdf>

⁵⁰⁷ International Labor Rights Forum. *Labor Rights Abuses Continue on Firestone Liberia Rubber Plantation*. July 28, 2009. <http://www.laborrights.org/stop-child-labor/stop-firestone/news/12065>

⁵⁰⁸ International Labor Organization (ILO) Indonesia. *Child Labour in Plantations*. April 22, 2010. http://www.ilo.org/jakarta/areasofwork/WCMS_126206/lang--en/index.htm

loans to its employees, indebtedness was not a factor in keeping workers on the plantation. Some evidence of menace of penalty was found, such as forced dismissal, but these accounts were unsubstantiated. On both the plantations, child labor was observed. Because of the quota system, many families employ their children in order to reach the daily quota. Additionally, because of the poor quality of education and high school fees, many parents prefer to have their children working on the plantation over attending school. Researchers found that plantation workers, including children, face significant health risks. Working as a tapper requires hard physical labor and back pain is a common complaint. The rate of accident is high as workers have to handle machetes, hot rubber and acid (which is used in the production process). Although protective gear is issued to most workers, not all are educated on its functionality.⁵⁰⁹

Rubber Production and Supply Chain:



*Yellow bars signify production and green cones signify consumption. Arrows signify trade flows.

Source: UN Conference on Trade and Development (UNCTAD). *Commodity Atlas: Natural Rubber*. 2004
http://www.unctad.org/en/docs/ditccom20041ch17_en.pdf

In Asia, with the exception of Indonesia and Malaysia, rubber is likely to be grown on large plantations, whereas in Africa it is most likely to be grown on small family farms.

The production of natural rubber revolves around the life cycle of the tree from which the rubber (or latex) originates. This means that the production process for rubber requires three major stages: planting and maintaining the trees, harvesting the rubber from them by tapping, and processing the rubber for trade. As a production process, this is extremely labor intensive. In each stage, several specific tasks are involved, and each relates to the life-cycle of the tree. The rubber tree is fragile, particularly in the period immediately after planting and up to when it reaches maturity at seven or eight years of age. The tree can be tapped

⁵⁰⁹ Verité. *Rubber Production in Liberia: An Explanatory Assessment of Living and Working Conditions, with Special Attention to Forced Labor*.

http://www.verite.org/sites/default/files/images/Research%20on%20Working%20Conditions%20in%20the%20Liberia%20Rubber%20Sector__9.16.pdf

carefully from the age of two or three, but its prime years of production, if well-maintained, are from seven to 25 years.⁵¹⁰

The lifecycle of a rubber field is therefore defined by three distinct phases. First, as seedlings, the trees are in a nursery, while a field is being prepared for them. When the seedlings are ready, these young trees are transplanted to the prepared field. Second, for seven to eight years, apart from periodic gentle tapping, the main activity on the field is pruning and weeding. Third, after this seven to eight year period, the trees are ready for full production. At this stage, they will be tapped all year round. However, the peak periods of the season last from the heavy rains of May to September and the lighter rains of October to January. Production is considerably lower in the dry period lasting from February to April.⁵¹¹

The clearing of land, breeding in the nursery, and the weeding and pruning of fields and young trees are integral elements to the production process. The most labor-intensive stage, however, is the tapping of trees. This involves each tree being “tapped” with a cup that is attached to it just below the cut made in the tree’s bark to collect the latex. In a normal working day, tappers will collect “cup-lumps” from the previous day – that is, the latex that has poured into the cup overnight – then clean the cup and return to collect the new latex later that same day. At the end of the day (or alternately after a whole field has been cleared), the tapper will carry both the fresh latex and cup-lumps to the nearest field station for weighing. At the field station, acid is added to the latex as the first step in producing rubber. At this stage, there are safety concerns for workers involved in the collection and production process, with injuries in the field including eye and skin damage from spilling latex; snakebites; back pain and muscle cramps from carrying heavy loads to the field stations; and exposure to the acid that is added to the latex at the field station.⁵¹²

According to a USAID description of the rubber sector in Indonesia, small holders generally sell their rubber to nearby plantations or middlemen, while plantations sell on the open market or through traders. Traders in the value chain finance producers and provide transport. Processors buy material from collectors, plantations or farmer groups. Large plantations may also be processors. Brokers collect rubber from processors and provide it to global rubber manufacturers.⁵¹³ The origin of rubber can be obscured, particularly at the broker or manufacturing level.

Approximately 90 percent of rubber production takes place in Asia, with Thailand, Indonesia, Malaysia, India, China and Vietnam accounting for 88 percent of global production.⁵¹⁴ However, Liberia accounts for

⁵¹⁰ Verité. *Rubber Production in Liberia: An Explanatory Assessment of Living and Working Conditions, with Special Attention to Forced Labor*.

http://www.verite.org/sites/default/files/images/Research%20on%20Working%20Conditions%20in%20the%20Liberia%20Rubber%20Sector__9.16.pdf

⁵¹¹ Verité. *Rubber Production in Liberia: An Explanatory Assessment of Living and Working Conditions, with Special Attention to Forced Labor*.

http://www.verite.org/sites/default/files/images/Research%20on%20Working%20Conditions%20in%20the%20Liberia%20Rubber%20Sector__9.16.pdf

⁵¹² Verité. *Rubber Production in Liberia: An Explanatory Assessment of Living and Working Conditions, with Special Attention to Forced Labor*.

http://www.verite.org/sites/default/files/images/Research%20on%20Working%20Conditions%20in%20the%20Liberia%20Rubber%20Sector__9.16.pdf

⁵¹³ U.S. Agency for International Development (USAID). *A Value Chain Assessment of the Rubber Industry in Indonesia*. June 2007. http://pdf.usaid.gov/pdf_docs/PNADL492.pdf

⁵¹⁴ UN Conference on Trade and Development (UNCTAD). *Commodity Atlas: Natural Rubber*. http://www.unctad.org/en/docs/ditccom20041ch17_en.pdf

Verité® | www.verite.org | +1.413.253.9227

Copyright © 2016 [Verité®]. All Rights Reserved.

approximately 64 percent of quantity and 72 percent of value of American rubber imports with Vietnam and Thailand also providing significant sources.⁵¹⁵

How do trafficking and/or child labor in rubber production affect me?



Because rubber is elastic, waterproof, and a natural insulator, it has a wide variety of consumer and industrial uses. Nearly half of all natural rubber output is used for tire production; and about 60 percent ends up in the automotive market as a whole, which includes belts, hoses and seals. Natural rubber is also used for gloves, mats, condoms, hot water bottles, and protective clothing.⁵¹⁶

Demand for synthetic rubber increased drastically during World War II. Today the majority of all rubber used is produced synthetically and not known to involve the use of forced or child labor in its production. While manufactured goods may use either natural or synthetic rubber, approximately 60 percent of all natural rubber use is in tires and other automobile parts.⁵¹⁷

Examples of what governments, corporations, and others are doing:

In 2010, USAID developed the "Rubber Industry Master Plan 2010 - 2040: A National Agenda for Rubber Sector Development" in collaboration with the Liberian Ministry of Agriculture. The master plan sets up the Rubber Development Fund Incorporated (RDFI), a joint public-private organization that will implement all master plan strategies. In addition to plans to revitalize development of the Liberian rubber sector, the plan calls for improved standard of living for workers and educational access for children.⁵¹⁸

Where can I learn more?

⁵¹⁵ Food and Agriculture Organization of the UN (FAO). *Detailed World Agricultural Trade Flows*.

<http://faostat.fao.org/DesktopModules/Faostat/WATFDetailed2/watf.aspx?PageID=536>

⁵¹⁶ UN Department of Economic and Social Affairs. *UN Comtrade Database*. 2012. <http://comtrade.un.org/data/>

⁵¹⁷ UN Conference on Trade and Development (UNCTAD). *Commodity Atlas: Natural Rubber*.

http://www.unctad.org/en/docs/ditcom20041ch17_en.pdf

⁵¹⁸ U.S. Agency for International Development (USAID). *Rubber Industry Master Plan 2010 - 2040: A National Agenda for Rubber Sector Development* http://www.rpalib.org/page_info.php?&7d5f44532cbfc489b8db9e12e44eb820=MTU0

U.S. Department of Labor. *2013 Worst Forms of Child Labor Liberia*. <http://www.dol.gov/ilab/reports/child-labor/liberia.htm>
Verité. *Rubber Production in Liberia: An Explanatory Assessment of Living and Working Conditions, with Special Attention to Forced Labor*.

http://www.verite.org/sites/default/files/images/Research%20on%20Working%20Conditions%20in%20the%20Liberia%20Rubber%20Sector__9.16.pdf

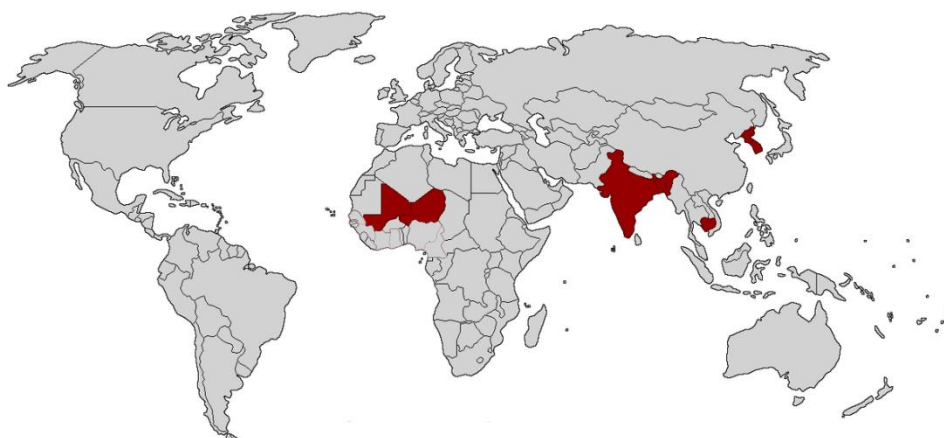
[Watch](#) a video about Firestone in Liberia.

[Read](#) about the international rubber trade.

[Read](#) about Firestone in Liberia.

[Read](#) Verité's full report on working conditions in Liberia's Rubber industry.

Salt



Salt is reportedly produced with forced labor (FL) and/or child labor (CL) in the following countries:

Top ten countries that export salt worldwide (UN Comtrade 2012):

Top ten countries from which the US imports salt (UN Comtrade 2012):

Bangladesh (CL)
Cambodia (CL)
Niger (CL)
India (CL)
Korea (FL)
Mali (FL)

1. Mexico
2. Chile
3. India
4. Canada
5. Netherlands
6. Germany
7. Ukraine
8. Belarus
9. China
10. United States

1. Canada
2. Chile
3. Mexico
4. Bahamas
5. Peru
6. Netherlands
7. Egypt
8. Italy
9. Vietnam
10. Colombia

Where is salt reportedly produced with trafficking and/or child labor?

According to the U.S. Department of State 2015 *Trafficking in Persons Report*, there has been documented forced labor or forced child labor in salt production in Korea and Mali.⁵¹⁹

The 2014 U.S. Department of Labor *List of Goods Produced by Child Labor or Forced Labor* notes that salt is mined with child labor in Bangladesh, Cambodia, and Niger.⁵²⁰ There are anecdotal reports that children are involved in salt mining in India.⁵²¹

⁵¹⁹ U.S. Department of State. *Trafficking in Persons Report*. 2015. <http://www.state.gov/documents/organization/245365.pdf>

⁵²⁰ U.S. Department of Labor. *2014 List of Goods Produced by Child Labor or Forced Labor*. 2014. http://www.dol.gov/ilab/reports/pdf/TVPPRA_Report2014.pdf

⁵²¹ Nair, Rupam Jain. "Salt Mining Leaves a Bitter Taste for Indian Workers." *The Telegraph*. February 24, 2010. <http://www.telegraph.co.uk/expat/expatnews/7305988/Salt-mining-leaves-bitter-taste-for-Indian-workers.html>

The 2015 U.S. Department of State *Trafficking in Persons Report* lists Bangladesh, Niger and India as Tier 2 countries. Cambodia and Mali are listed as Tier 2 Watch List countries. Korea is a Tier 1 country.⁵²²

What does trafficking and/or child labor in salt production look like?

Children who work in salt production face hazardous conditions. They are often subjected to long work days in small, cramped settings with little lighting. Constant exposure to salt can cause health problems for children and can cause skin and vision disorders.⁵²³

In Cambodia's southern province of Kampot, children work long hours in the salt fields carrying heavy loads in hot weather. Children work in salt production to supplement their family incomes.⁵²⁴ In Senegal, salt harvesting is a traditional family activity and children participate with their parents. In Niger, children also participate in salt mining with their families, using a traditional process to extract salt. Children reportedly participate in salt extraction, as well as associated activities such as carrying wood to burn in the process used to distill the salt. When participating in extraction, they work an average of eight hour days, which often means they leave school for three to four month periods.⁵²⁵

In Korea, there was a case in which disabled men were forced to work on salt farms where they were abused. In response, the government created special investigative teams to inspect over 800 salt farms as well as owners and brokers.⁵²⁶

Salt Production and Supply Chain:

There are two main methods of producing salt: solar evaporation and mining. Solar evaporation, done in warm climates, captures salt water in shallow ponds after most of the water has evaporated. Workers harvest the salt by raking it into baskets and carrying it to be drained and purified. In rock salt mining, miners go down in caves and perform an action called "undercutting," where machines cut slots in the salt wall. Then tiny explosive devices are drilled into small holes in the wall and detonated to blast the salt out onto the mine floor into the "slots". Finally the salt is loaded up and sent to stations to be crushed and sized. After the salt is purified and processed, it is sent off to customers for consumption.⁵²⁷

⁵²² U.S. Department of State. *Trafficking in Persons Report*. 2015. <http://www.state.gov/documents/organization/245365.pdf>

⁵²³ International Labor Organization (ILO). *Child Labor in Salt Mining: The Problem*. 2006. <http://www.ilo.org/ipec/areas/Miningandquarrying/MoreaboutCLinmining/lang--en/index.htm>

⁵²⁴ Redfern, Jerry. "Chien Ri, 11, works with her family in the salt fields...". April 2006 <http://www.gettyimages.com/detail/news-photo/chien-ri-works-with-her-family-in-the-salt-fields-raking-news-photo/167506061>

⁵²⁵ International Labor Organization (ILO). *Child Labor in Salt Mining: The Problem*. 2006. <http://www.ilo.org/ipec/areas/Miningandquarrying/MoreaboutCLinmining/lang--en/index.htm>

⁵²⁶ U.S. Department of State. *Trafficking in Persons Report*. 2015. <http://www.state.gov/documents/organization/245365.pdf>

⁵²⁷ Morton Salt. "Salt Production and Processing." 2013. <http://www.mortonsalt.com/salt-facts/salt-production-and-processing>

How do trafficking and/or child labor in salt production affect me?



Salt is one of the world's most widely used condiments and seasonings. It is also commonly used in highway deicing, water conditioning, and various industrial chemicals.

Examples of what governments, corporations, and others are doing:

Cambodia's National Plan of Action (NPA) on the Worst Forms of Child Labor in 2008 identified salt production in the country to be within the parameters of the worst forms of child labor, as outlined by the International Labour Organization (ILO). The NPA is working to reduce the number of children aged five to 17 working in Cambodia to 10.6 percent by 2010 and eight percent by 2015.⁵²⁸ In certain areas, visible progress has been made by these efforts. From 2008 to 2010, there has been a drop off in the quantity of working children in the Kampot province from 2,000 children to 250 children.⁵²⁹

Where can I learn more?

[Watch](#) a video of children packing salt in the Rann of Kutch.

[Read](#) the ILO's 2009 report, *Good Practices and Lessons Learnt in Combating Hazardous Work in Child Labour*.

[Experience](#) the world of a young Cambodian salt worker.

⁵²⁸U.S. Department of Labor. *2008 Findings on the Worst Forms of Child Labor: Cambodia*. September 10, 2009. <http://www.refworld.org/docid/4aba3eebc.html>

⁵²⁹ Human Rights in Ireland. *Child Labor in Cambodia*. June 14, 2011. <http://humanrights.ie/children-and-the-law/child-labour-in-cambodia/>

Shrimp



Shrimp is reportedly produced with forced labor (FL) and/or child labor (CL) in the following countries:

Burma (FL)
Bangladesh (FL, CL)
Cambodia (CL)
Thailand (FL, CL)

Top ten countries that export shrimp worldwide (UN Comtrade 2012):

1. Malaysia
2. Morocco
3. India
4. Other Asia (not elsewhere specified)
5. The Philippines
6. Mauritania
7. Sri Lanka
8. Belize
9. Mozambique
10. Guyana

Top ten countries from which the US imports shrimp (UN Comtrade 2012):

Not Available

Where is shrimp reportedly produced with trafficking and/or child labor?

The U.S. Department of State 2015 *Trafficking in Persons* report notes that shrimp is produced with forced labor and child labor in Bangladesh.⁵³⁰

According to the U.S. Department of Labor 2014 *List of Goods Produced by Child Labor or Forced Labor*, forced labor in shrimp production occurs in Burma and Thailand, and child labor occurs in Bangladesh, Cambodia and Thailand.⁵³¹ (For more information on the fish sector in general, click [here](#).)

⁵³⁰ U.S. Department of State. *Trafficking in Persons Report*. 2015. <http://www.state.gov/documents/organization/245365.pdf>

⁵³¹ U.S. Department of Labor. *2014 List of Goods Produced by Child Labor or Forced Labor*. 2014. http://www.dol.gov/ilab/reports/pdf/TVPRA_Report2014.pdf

What does trafficking and/or child labor in shrimp production look like?

Indicators of human trafficking and child labor are found throughout the shrimp supply chain. At the level of shrimp processing facilities, according to reports from the Solidarity Center and the Environmental Justice Foundation (EJF), human trafficking in shrimp processing can occur through debt bondage, non-payment of wages, and/or the suspension of freedom of movement as workers are locked in processing plants.⁵³² Many of the workers in Thai shrimp processing are migrants from Burma or other countries; they are even more likely to be subject to abusive work conditions and trafficking as a result of broker or employer threats to turn them over to the police. The U.S. Department of Labor has previously reported that children “work off the parents' debts in the factories, where they reportedly are locked inside and sometimes beaten. These children are thus made officially ‘invisible’ through the subcontracting arrangements between their parents and the employers.” In the Bangladesh shrimp sector, Verité research found that workers in the shrimp processing sector, particularly contract workers, experienced indicators of trafficking; they also found that children accompanied their parents to work.⁵³³ The Environmental Justice Foundation found that the un-regulated nature of pre-processing facilities contributes to the “debt bondage, forced labor and abuse” of Burmese migrant workers in the Thai shrimp sector.⁵³⁴

In Burma, the EJF reported incidents in which land was confiscated for the establishment of shrimp farms and workers were conscripted to carry out shrimp farm construction, in addition to other incidents in which workers were forced to labor on the farms without compensation.⁵³⁵

Fish commonly used as feed for shrimp in Thai-based shrimp farms is caught with forced labor by migrant workers from Burma and Cambodia. These workers paid fees to brokers in Thailand, hoping to find construction or manufacturing work, but were instead sold to boat captains where they were subjected to extreme violence, horrific conditions and up to 20 hours a day of forced work. Some were kept at sea for years.⁵³⁶ Some fishermen subjected to forced labor have reported that other fishermen were murdered and thrown overboard at sea when they could not meet the demands or were otherwise targeted for abuse by sea captains and crew.⁵³⁷

Children are involved in wild fry (larvae) collection in Bangladesh, and are exposed to extreme temperatures and illness from long periods of time standing in water. Fry collectors are also vulnerable to

⁵³² Solidarity Center. *The True Cost of Shrimp: How Shrimp Industry Workers in Bangladesh and Thailand Pay the Price for Affordable Shrimp*. January 2008. http://www.solidaritycenter.org/files/pubs_True_Cost_of_Shrimp.pdf Environmental Justice Foundation. *THE HIDDEN COST: Human Rights Abuses in Thailand's Shrimp Industry*. 2013. http://ejfoundation.org/sites/default/files/public/shrimp_report_v44_lower_resolution.pdf

⁵³³ Verité. *Research on Indicators of Forced Labor in the Supply Chain of Shrimp in Bangladesh*. http://www.verite.org/sites/default/files/images/Research%20on%20Indicators%20of%20Forced%20Labor%20in%20the%20Bangladesh%20Shrimp%20Sector__9.16.pdf

⁵³⁴ Environmental Justice Foundation. *THE HIDDEN COST: Human Rights Abuses in Thailand's Shrimp Industry*. 2013. http://ejfoundation.org/sites/default/files/public/shrimp_report_v44_lower_resolution.pdf

⁵³⁵ Environmental Justice Foundation and WildAid. *Smash and Grab: Conflict, Corruption and Human Rights Abuses in the Shrimp Farming Industry*. 2003. http://ejfoundation.org/sites/default/files/public/smash_and_grab.pdf

⁵³⁶ Hodal, Kate, Chris Kelly and Felicity Lawrence. “Revealed: Asian Slave Labour Producing Prawns for Supermarkets in US, UK.” *The Guardian*. June 10, 2014. <http://www.theguardian.com/global-development/2014/jun/10/supermarket-prawns-thailand-produced-slave-labour>

⁵³⁷ BBC. *Forced to Fish: Slavery on Thailand's Trawlers*. <http://www.bbc.com/news/magazine-25814718>

Verité® | www.verite.org | +1.413.253.9227

Copyright © 2016 [Verité®]. All Rights Reserved.

cycles of debt as they take loans to purchase inputs and are required to sell their catch back to middlemen at low rates.⁵³⁸

Case Study:

Research on Indicators of Forced Labor in the Supply Chain of Shrimp in Bangladesh

Verité performed research in the Bangladesh shrimp industry and found indicators of forced labor in the three major stages of shrimp production: shrimp fry collection, shrimp farming and shrimp processing. Shrimp fry collection, the first stage in shrimp production, involves catching or harvesting fry and selling them to a middleman. This system forces shrimp fry collectors into debt as they must take out loans from the middleman to pay for fry collecting equipment. In order to pay back these loans, they must sell their fry to the same middleman, who now has the leverage to buy the fry at lower than market prices. Women are particularly vulnerable to indebtedness because they have more difficulty negotiating the price. Some women are subjected to threats of sexual violence by the middlemen in order to intimidate them into accepting lower prices. Additionally, the government recently made wild fry catching illegal, putting many fry collectors at risk of extortion by local authorities and paramilitary groups. In order to make enough money, fry collectors must work long hours in dangerous conditions. Constant submersion in water for six to ten hours per day is very hazardous especially to the many children that work alongside their parents in this industry.⁵³⁹

Once the fry are harvested and sold to a middleman, they are then sent to a shrimp farm, where researchers also found indicators of forced labor. On the shrimp farms, laborers are required to work long hours including week long stretches of 11 hour work days during peak season. Overtime pay is rarely honored. Workers have limited freedom of movement as some have reported that they are only allowed to leave the farm for two days each month. Shrimp farm laborers are dependent on their employer as many are provided housing on the farm and some claim that if they leave before the end of the agreed upon time period they will not receive their wages. Wages are low, which drives many workers to take out loans from their employers. When they are unable to pay back the loans, they end up performing household chores in order to repay. The U.S. Department of State reports that entire families involved in shrimp farming may face debt bondage.⁵⁴⁰ Conditions are generally worse for the women and children who work on the farms. Women are subject to sexual violence and are more vulnerable to indebtedness because they are paid less than men. Children, who come to the farms to work with their parents because education is not available and the family needs extra income, are paid less than the adult workers and are more susceptible to injuries from the dangerous working conditions. In some cases, such as on shrimp farms visited by Verité researchers in Bangladesh, where feeding and other tasks are not mechanized, workers

⁵³⁸ Verité. *Research on Indicators of Forced Labor in the Supply Chain of Shrimp in Bangladesh*.

http://www.verite.org/sites/default/files/images/Research%20on%20Indicators%20of%20Forced%20Labor%20in%20the%20Bangladesh%20Shrimp%20Sector__9.16.pdf

Environmental Justice Foundation. *Impossibly Cheap: Abuse and Injustice in Bangladesh's Shrimp Industry*. January 2014. http://ejfoundation.org/sites/default/files/public/Impossibly_Cheap_Web.pdf

⁵³⁹ Verité. *Research on Indicators of Forced Labor in the Supply Chain of Shrimp in Bangladesh*.

http://www.verite.org/sites/default/files/images/Research%20on%20Indicators%20of%20Forced%20Labor%20in%20the%20Bangladesh%20Shrimp%20Sector__9.16.pdf

⁵⁴⁰ U.S. Department of State. *Trafficking in Persons Report*. 2015. <http://www.state.gov/documents/organization/245365.pdf>

Verité® / www.verite.org / +1.413.253.9227

Copyright © 2016 [Verité®]. All Rights Reserved.

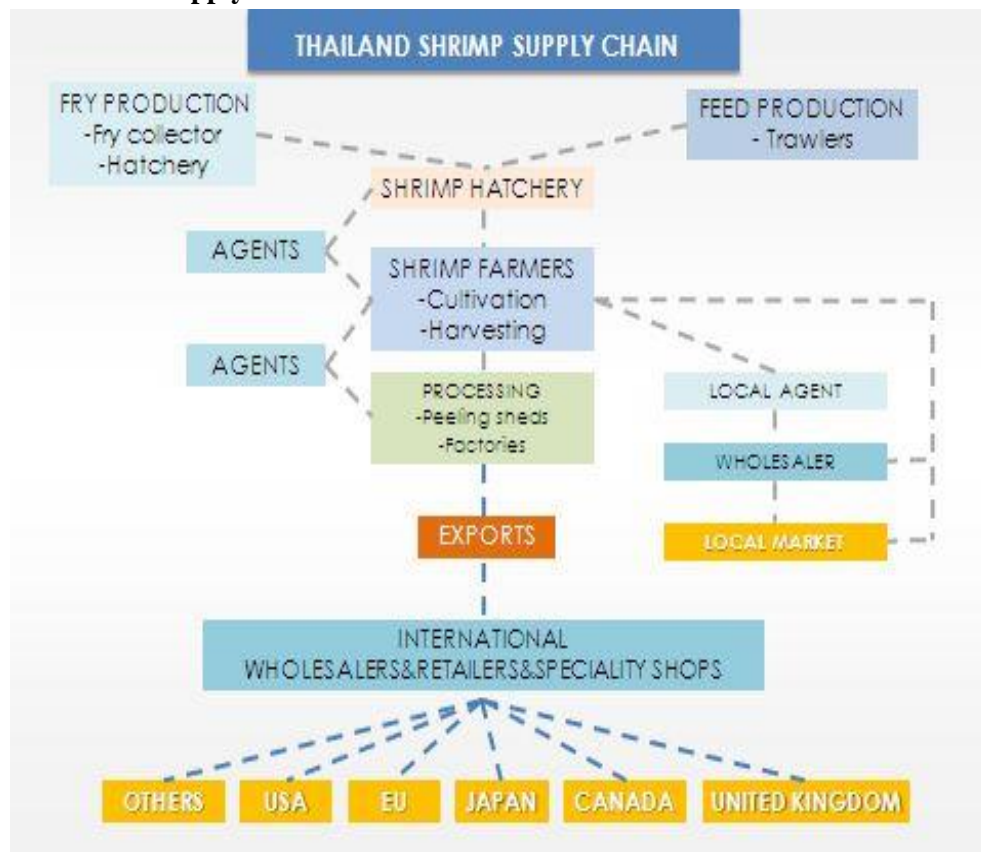
stood for hours in water, leading to a variety of health issues including fever, rash, infections and snake bites.⁵⁴¹

In the final step before export, harvested shrimp are sent to processing facilities. In some plants, workers are subject to long hours, verbal abuse, low pay and other indicators of forced labor. Shrimp processing follows the cycle of the tides and approximately twice a month after high tidal periods, workers are required to work shifts of up to 24 hours. Verbal abuse is common, including threats that workers will lose their job if they complain. In the processing plants, workers are either hired permanently or on a piece-rate basis. For those hired piece-rate, there is a risk of wage deception as employers can dishonestly weigh their production. As in the other steps of shrimp production, women in the processing plants are more vulnerable. Women are more likely to be contract workers rather than permanent workers and they are consistently given the lowest paying jobs. Child labor is also a problem in the plants in Bangladesh as children come to work with their parents.⁵⁴²

⁵⁴¹ Verité. *Research on Indicators of Forced Labor in the Supply Chain of Shrimp in Bangladesh*.
http://www.verite.org/sites/default/files/images/Research%20on%20Indicators%20of%20Forced%20Labor%20in%20the%20Bangladesh%20Shrimp%20Sector__9.16.pdf

⁵⁴² Verité. *Research on Indicators of Forced Labor in the Supply Chain of Shrimp in Bangladesh*.
http://www.verite.org/sites/default/files/images/Research%20on%20Indicators%20of%20Forced%20Labor%20in%20the%20Bangladesh%20Shrimp%20Sector__9.16.pdf

Shrimp Production and Supply Chain:



Source: International Labor Organization (ILO). *The Shrimp Supply Chain*. April 9, 2014. http://www.ilo.org/asia/WCMS_240724/lang--en/index.htm

Shrimp production takes place in one of two forms: aquaculture farming or trawling. In aquaculture, shrimp grow under controlled environments, either in tanks or ponds. In trawling, vessels catch shrimp and fish in the open water by dragging nets behind the boat. Due to trawling's high environmental costs, the U.S. Food and Agriculture Organization (FAO) compares fish trawling to forest clear-cutting and states that the "discard rates account for over 27 percent of total estimated discards in all the marine fisheries of the world."⁵⁴³ While both methods are used in South East Asia, the majority of shrimp production takes place through aquaculture, though the fish are often fed with disposable fish collected through trawling.

Farming shrimp requires the collection of shrimp fry. Fry can either be caught in coastal waters or ponds (more common in Bangladesh), or produced in hatcheries (more common in Thailand). Fry from wild collection or hatcheries are generally collected by middlemen and sold to aquaculture shrimp farms for maturation.

⁵⁴³ Gillett, R. *FAO Fisheries Technical Paper No. 475: Global Study of Shrimp Fisheries*. Food and Agricultural Organization of the UN. 2008. <http://www.fao.org/docrep/011/i0300e/i0300e00.HTM>
Verité® / www.verite.org / +1.413.253.9227

Most shrimp farms in Bangladesh and Thailand are relatively small and are owned by families or businesses with few employees. At shrimp farms in Thailand, the shrimp may be fed fish meal originating from trawlers with forced labor.

When the shrimp are grown, they are then sold either directly to processors, exporting companies or retailers, or via local middlemen.⁵⁴⁴ In some cases, processing companies subcontract work to “pre-processing” facilities known as ‘peeling sheds.’ Workers at the highly unregulated peeling sheds “remove the heads, veins and hard shell of shrimp and prepare it for secondary or value added processing.”⁵⁴⁵

Depending on whether “pre-processing” facilities are used, processing factories may be required to remove the heads, veins and shells, before freezing, cooking, breading, packaging or otherwise processing the fish product. Many workers at shrimp processing facilities in Asia are contracted workers.

After processing, most shrimp is exported. In the United States, most shrimp is imported via wholesalers and then purchased by manufacturers and retailers who provide it to customers.⁵⁴⁶

How do trafficking and/or child labor in shrimp production affect me?



Shrimp is the most consumed seafood in the United States.⁵⁴⁷ America is the world’s largest consumer of shrimp, and over 80 percent is imported from countries including China, Thailand, Vietnam, Indonesia, Ecuador, India, and Bangladesh.⁵⁴⁸ Thailand, where human trafficking has been documented, is the world’s largest exporter of shrimp as of 2013 – although Early Mortality Syndrome, a bacteria-causing disease affecting shrimp, has severely affected supply.⁵⁴⁹ Globally, shrimp is a commodity in high demand, particularly in developed countries such as European countries and Japan (Accenture).

⁵⁴⁴International Labor Organization (ILO). *The Shrimp Supply Chain*. April 9, 2014.
http://www.ilo.org/asia/WCMS_240724/lang--en/index.htm

⁵⁴⁵ Environmental Justice Foundation. *Impossibly Cheap: Abuse and Injustice in Bangladesh’s Shrimp Industry*. January 2014.
http://ejfoundation.org/sites/default/files/public/Impossibly_Cheap_Web.pdf

⁵⁴⁶ Accenture. *Exploitative Labor Practices in the Global Shrimp Industry*.
https://www.motherjones.com/files/accenture_shrimp_report.pdf

⁵⁴⁷ National Oceanic and Atmospheric Fisheries (NOAA). Surprising Facts About Your Favorite Seafoods.
http://www.nmfs.noaa.gov/aquaculture/homepage_stories/09_13_12_top_seafood_consumed.html

⁵⁴⁸ U.S. Department of Agriculture. “Aquaculture Data US Shrimp Imports, Volume by Selected Sources (1,000 pounds).” 2011. <http://www.ers.usda.gov/data/aquaculture/ShrimpImportsVolume.htm>

⁵⁴⁹ Kurtz, Annalyn. “Shrimp Shortage Leads to Record High Prices.” *CNN*. August 16, 2013.
<http://money.cnn.com/2013/08/16/news/economy/shrimp-prices/>

Examples of what governments, corporations, and others are doing:

The International Labor Organization's International Program on the Elimination of Child Labor (IPEC) and the U.S. Department of Labor's Bureau of International Labor Affairs (ILAB) are currently working to eliminate the worst forms of child labor in Thailand's shrimp industry. This partnership project addresses "the need for effective implementation of policy applying to labor protection, migration, education and social protection." There is a focus on "governance, working conditions and regulation of the shrimp industry supply chain." The project fills "gaps in the provision of education and social services for vulnerable Thai and migrant communities in the shrimp and seafood production and processing areas" as well. In a project ending in December 2014, IPEC and the ILAB worked with the Government of Thailand's Ministries of Labor and Agriculture, the Thai Frozen Foods Association (TFFA), and worker's organizations.

ILAB has also provided a number of grants to the ILO and other organizations in Thailand and other parts of South East Asia to fund projects to combat forced labor, including projects focused on the shrimp industry. In addition, the U.S. State Department's Office to Monitor and Combat Trafficking in Persons has a standing award with the International Organization for Migration under which the State Department has assisted in the return of victims of forced labor in the seafood industry back to their homes and reintegrate in their communities – including victims found in Thailand and those abandoned on Indonesian islands.

Concern centered on health and safety in global shrimp suppliers has driven demand for increased visibility in shrimp supply chains. Several groups have developed voluntary, third-party certification schemes for shrimp including the GlobalGAP Integrated Farm Assurance Standards, the ASC Shrimp Standards and the Best Aquacultural Practices (BAP) Standards. In a review of these standards, Accenture noted that while all met quality and food safety standards set by the United Nations Food and Agriculture Organization, the GlobalGAP and BAP systems "include standards on health and safety, but they largely fail to address other key labor issues." In terms of applicability to the length of the shrimp supply chain, Accenture notes that while the "BAP standards have modules that target hatcheries, shrimp aquaculture operations, and processing facilities, with processing facilities standards most heavily adopted, GlobalGAP and ASC standards focus specifically on aquaculture operations."⁵⁵⁰

U.S. and U.K. retailers also created a task force and teamed up with Thai shrimp producers to address weaknesses in the shrimp supply chain management in several of Thailand's biggest shrimp production and export companies. In addition to examining documentation systems and installing new standards and practices, they are also trying to address issues in fishing management at ports and on trawlers with the hope that improvements will shed light on forced labor and restrict purchases from employers using forced labor at any stage in the supply chain. The task force is also liaising with the Thai government on needed reforms in the fishing industry.

⁵⁵⁰ Accenture. *Exploitative Labor Practices in the Global Shrimp Industry*.
https://www.motherjones.com/files/accenture_shrimp_report.pdf

Where can I learn more?

[Watch](#) a video or [read](#) a report by the Solidarity Center on labor abuses in shrimp and seafood processing in Thailand.

[Read](#) a report by the Environmental Justice Foundation on human rights abuses throughout South East Asia.

[Read](#) a detailed report on shrimp catching and associated environmental issues by the FAO.

[Read](#) Verité's full report on forced labor indicators in Bangladesh's Shrimp industry.

Silk



Silk is reportedly produced with forced labor (FL) and/or child labor (CL) in the following countries:

Top ten countries that export silk worldwide (UN Comtrade 2012):

Top ten countries from which the US imports silk (UN Comtrade 2012):

India (CL)
Uzbekistan (CL)

1. China
2. Italy
3. India
4. Japan
5. Germany
6. South Korea
7. France
8. Hong Kong
9. Romania
10. Vietnam

1. China
2. India
3. South Korea
4. Italy
5. United Kingdom
6. Thailand
7. France
8. Japan
9. Germany
10. Switzerland

Where is silk reportedly produced with trafficking and/or child labor?

According to the U.S. Department of Labor *2014 List of Goods Produced by Child Labor or Forced Labor*, silk is produced using child labor in India. Media and other reports note that silk may be produced in Uzbekistan using child labor.⁵⁵¹

The U.S. Department of State *Trafficking in Persons Report* lists India as a Tier 2 country. Uzbekistan is listed as a Tier 2 Watch List country.⁵⁵²

⁵⁵¹Central Asia Economy Newswire. "Uzbek Children Breed Silkworms Despite Child Labor Ban." September 6, 2010. <http://centralasianewswire.com/Business/Uzbek-children-breed-silkworms-despite-child-labor-ban/viewstory.aspx?id=1614>.

⁵⁵² U.S. Department of State. *Trafficking in Persons Report*. 2015. <http://www.state.gov/documents/organization/245365.pdf>

What does trafficking and/or child labor in silk production look like?

In India, silk thread and fabric, particularly saris, may be produced using bonded child labor. Bonded child labor occurs when the labor of a child is pledged to an employer in exchange for a payment, or loan.⁵⁵³ Once these children are bonded to employers they are obliged to remain working for an uncertain amount of time.⁵⁵⁴ Dalits and low-caste Hindus are also especially vulnerable to this practice.⁵⁵⁵ Nallanayaki, a thirteen year old in the Indian state of Tamil Nadu is an example of a child in bonded labor in the silk industry. At age nine, her parents took a loan from an employer at a silk weaving factory and since then, Nallanayaki has been working seven days a week to pay it back. However, she is only paid seventeen cents a day and thus will not make enough money to buy her freedom in her lifetime. The debt will most likely be passed on to her children. In Uzbekistan, children are still employed in silkworm cultivation despite an official ban against child labor.⁵⁵⁶ However, according to the U.S. Department of Labor, the extent of this problem is unknown due to lack of data collection and law enforcement by the government.⁵⁵⁷ Children in Uzbekistan tasked with cultivating silkworms may work from 4 a.m. until midnight, picking mulberry leaves and caring for the silkworms. This can lead to sleep deprivation and interfere with childhood education. The U.S. Department of Labor report states that these conditions may constitute forced labor, as farmers must meet strict government quotas for silk production or incur fines or even violence from local officials.⁵⁵⁸

Silk Production and Supply Chain:

Cultivating silkworms is a long process, which takes place during the entire month of May. During this time, the silkworms must be painstakingly cared for and need to be fed every few hours or they may starve. The area in which they are held must also be kept at a certain temperature. After the silkworms have eaten mulberry leaves for about 25 days, they enclose themselves in cocoons for two to three hours. When they are placed in hot water, “the silkworm pupae dies and approximately 1000 yards of silk filament per cocoon are obtained.”⁵⁵⁹

Thailand, the United Arab Emirates, Italy, and India all purchase silk, and, especially in India where silk is necessary for traditional clothing, the demand for silk often exceeds the supply. The United States has a smaller market for raw silk, but a higher demand for finished silk products. Twenty percent of the global silk supply is produced in India.⁵⁶⁰

⁵⁵³ U.S. Department of Labor. *Forced and Bonded Child Labor*. <http://www.dol.gov/ILAB/media/reports/iclp/sweat2/bonded.htm>

⁵⁵⁴ U.S. Department of Labor. *Forced and Bonded Child Labor*. <http://www.dol.gov/ILAB/media/reports/iclp/sweat2/bonded.htm>

⁵⁵⁵ Human Rights Watch. *Small Change: Bonded Child Labor in India's Silk Industry*. 2003. <http://www.hrw.org/reports/2003/india/india0103.pdf>

⁵⁵⁶ Universal Newswires. “Uzbek Children Breed Silkworms Despite Child Labor Ban.” September 6, 2010. <http://www.universalnewswires.com/centralasia/viewstory.aspx?id=1614>

⁵⁵⁷ U.S. Department of Labor, Bureau of International Labor Affairs. *2012 Findings on the Worst Forms of Child Labor: Uzbekistan*. 2012. <http://www.dol.gov/ilab/reports/child-labor/uzbekistan.htm>

⁵⁵⁸ U.S. Department of Labor, Bureau of International Labor Affairs. *2012 Findings on the Worst Forms of Child Labor: Uzbekistan*. 2012. <http://www.dol.gov/ilab/reports/child-labor/uzbekistan.htm>

⁵⁵⁹ Haksöz, Çagri, Sridhar Seshadri and Ananth V. Iyer. *Managing Supply Chains on the Silk Road: Strategy, Performance, and Risk*. Boca Raton, FL: CRC, 2012. Print.

⁵⁶⁰ Miles, Robert. Mintec Ltd. “The Silk Road: Are People Seeking Luxury Goods Again?” *Spend Matters*. August 6, 2012. <http://spendmatters.com/2012/08/06/the-silk-road-are-people-seeking-luxury-goods-again/>

How do trafficking and/or child labor in silk production affect me?



Raw silk is made into silk thread, which is then used to make silk fabric. Silk fabric is used in a variety of products including clothing, accessories, and many other commodities. Although silk currently represents only 0.2 percent by volume of global textiles trade, there are signs that the demand for such luxury goods is increasing.⁵⁶¹

Examples of what governments, corporations, and others are doing:

In partnership with Karnataka state, the ILO has implemented the Self Help Group program, which trains the mothers of child laborers in the silk industry. The mothers are taught about saving and managing money, as well as how to avoid worst forms of child labor. Mothers are also taught how to seek microloans to invest in their own businesses, providing them with livelihood opportunities.⁵⁶²

Where can I learn more?

[Read](#) an article by The Washington Times about child labor in Uzbekistan.

[See](#) how an NGO has created self-help groups for child laborers in the silk industry.

Silver



⁵⁶¹ Miles, Robert. Mintec Ltd. "The Silk Road: Are People Seeking Luxury Goods Again?" *Spend Matters*. August 6, 2012. <http://spendmatters.com/2012/08/06/the-silk-road-are-people-seeking-luxury-goods-again/>

⁵⁶² International Labour Organization (ILO) TV. "India: Finding a Voice in the Silk Industry." *YouTube*. September 22, 2009. <http://www.youtube.com/watch?v=NpMBY1ZRAa4>

Silver is reportedly produced with forced labor (FL) and/or child labor (CL) in the following countries:	Top ten countries that export silver worldwide (UN Comtrade 2012):	Top ten countries from which the US imports silver (UN Comtrade 2012):
Bolivia (CL)	1. Japan	1. Mexico
Peru (CL)	2. Mexico	2. Canada
Philippines (CL)	3. Hong Kong	3. Japan
	4. South Korea	4. Peru
	5. Germany	5. Italy
	6. United States	6. Chile
	7. Canada	7. South Korea
	8. Other Asia (not elsewhere specified)	8. Guatemala
	9. United Kingdom	9. Switzerland
	10. Belgium	10. Poland

Where is silver reportedly produced with trafficking and/or child labor?

According to the U.S. Department of Labor 2014 *List of Goods Produced by Child Labor or Forced Labor*, silver is mined using child labor in Bolivia.⁵⁶³ According to the Global March International Secretariat, child labor is used in silver production in Peru and the Philippines as well.⁵⁶⁴

The U.S. Department of State *Trafficking in Persons Report* lists Peru and the Philippines as Tier 2 countries. Bolivia is listed as a Tier 2 Watch List country.⁵⁶⁵

What does trafficking and/or child labor in silver production look like?

Children mine silver in Bolivia in artisanal mines or mines abandoned by commercial mining companies. Children, known as ‘jucus,’ are engaged in pushing carts, drilling, and extracting and cleaning ore. Children and adults working in clandestine mines work without adequate safety equipment, ventilation or proper lighting. They are vulnerable to illness, lung damage from dust, repetitive motion stress injuries, and injuries from falls and carrying heavy loads. They work long hours as well.⁵⁶⁶ Many mining sites are hundreds of years old and poorly maintained, so workers are also at risk of death in collapsing mine shafts.⁵⁶⁷ In 2008, at least 60 children died from mine collapse. An estimated 3,000 children, some as young as six, work in mining in Bolivia.⁵⁶⁸

⁵⁶³ U.S. Department of Labor. 2014 *List of Goods Produced by Child Labor or Forced Labor*. 2014. http://www.dol.gov/ilab/reports/pdf/TVPR_Report2014.pdf

⁵⁶⁴ Global March International Secretariat. “Children Engaged in Unsafe Mining.” 2011. <http://www.globalmarch.org/content/children-engaged-unsafe-mining>

⁵⁶⁵ U.S. Department of State. *Trafficking in Persons Report*. 2015. <http://www.state.gov/documents/organization/245365.pdf>

⁵⁶⁶ World Vision. [Bolivia] *If You Fall, No One’s Gonna Carry You Out: Children Who Work in Tin Mines*. 2007. [http://www.worldvision.org/resources.nsf/main/work_bolivia_200706.pdf/\\$file/work_bolivia_200706.pdf](http://www.worldvision.org/resources.nsf/main/work_bolivia_200706.pdf/$file/work_bolivia_200706.pdf)

⁵⁶⁷ Forrero, Juan. “As Bolivian Miners Die, Boys Are Left to Toil.” *New York Times*. March 24, 2003. <http://www.nytimes.com/2003/03/24/world/as-bolivian-miners-die-boys-are-left-to-toil.html>

⁵⁶⁸ National Public Radio (NPR). “Thousands Of Children As Young As 6 Work In Bolivia’s Mines.” November 30, 2013


Child labor in silver production in Bolivia is specifically linked to mines in Potosí, where children toil for extremely low wages.^{569 570}

In Peru, the world's second-largest silver producer, 20 to 50 percent of all mine workers are juveniles and children, sometimes as young as eleven.⁵⁷¹ Child miners in Peru are often unpaid. Instead, of being paid regularly, the children work for free for a certain amount of time and are then allowed to mine for themselves as a reward.⁵⁷²

Silver Production and Supply Chain:

Most silver that is on the market does not come from silver mines, but as byproducts of industrial copper, zinc, and gold mining (See Gold, Zinc, and Copper Commodity Reports). In 2005, 30 percent of silver on the market came directly from silver mines. In 2008, over 20 percent of new silver came from recycled sources.⁵⁷³

How do trafficking and/or child labor in silver production affect me?



Silver has a wide variety of applications including in coins, electrical switches and fuses, car defrosters, jewelry, tableware, musical instruments, mirrors, health industry, and in photography.⁵⁷⁴

<http://www.npr.org/2013/11/30/247967228/thousands-of-children-as-young-as-6-work-in-bolivias-mines>

⁵⁶⁹ Schipani, Andres. "Plight of Bolivia's Child Miners." *BBC*. June 14, 2008. <http://news.bbc.co.uk/2/hi/americas/7448032.stm>

⁵⁷⁰ Davison,Dir Kief and Ladkani, Richard. *The Devil's Miner*. 2005. Film.

<http://www.pbs.org/independentlens/devilsminer/mountain.html>

⁵⁷¹ Global March International Secretariat. "Children Engaged in Unsafe Mining." 2011.

<http://www.globalmarch.org/content/children-engaged-unsafe-mining>

⁵⁷² Hastings, Deborah. "Held as Slaves, Children in Peru Forced to Work in Mines that Produce Much of World's Gold." *NY Daily News*. 2014. <http://www.nydailynews.com/news/world/child-labor-sex-slaves-peru-gold-mines-article-1.1610110>

⁵⁷³ Lee, Matilda. "Can Silver Ever be Ethical?" *Green Living / Fashion. Ecologist*. March 1, 2009.

http://www.theecologist.org/green_green_living/clothing/270580/can_silver_ever_be_ethical.html

⁵⁷⁴ Australian Mines Atlas. "Uses of Silver." http://www.australianminesatlas.gov.au/education/down_under/silver/used.html

Verité® | www.verite.org | +1.413.253.9227

Copyright © 2016 [Verité®]. All Rights Reserved.

In 2010, the United States imported USD 73.3 million in alloyed bars of silver from Bolivia. The United States also imported USD 75.6 million in alloyed and pure bars of silver from Peru in 2010. This accounts for more than four percent of the U.S.'s total silver imports.⁵⁷⁵

Examples of what governments, corporations, and others are doing:

The Initiative for Responsible Mining Assurance (IRMA) is a multi-stakeholder initiative that is working to establish standards for socially and environmentally ethical mining operations, including silver. As of May 2015, IRMA was actively developing its standards. IRMA expects to launch its certification process in 2016.⁵⁷⁶

Where can I learn more?

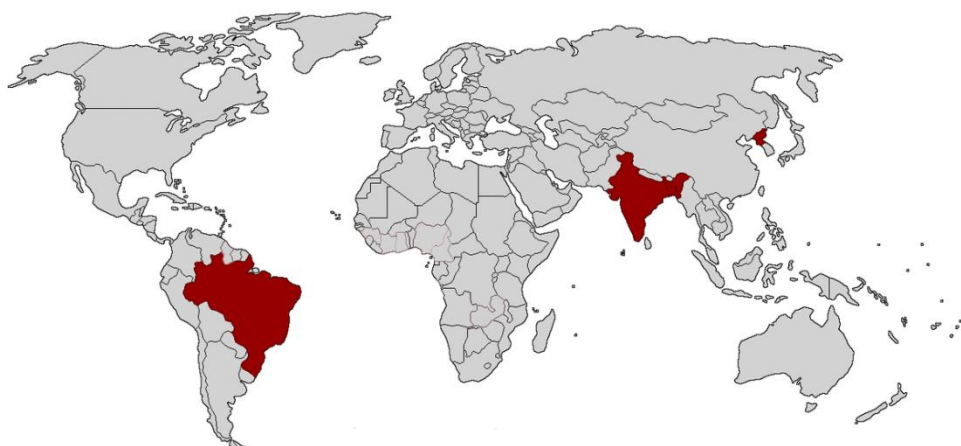
[Take a look](#) at this photo essay about children working in mines at Potosí, Bolivia.

[Watch](#) this video of the Potosí silver mines.

⁵⁷⁵ Index Mundi. "US Imports for Consumption of Silver, by Country." 2011.
http://www.indexmundi.com/en/commodities/minerals/silver/silver_t6.html

⁵⁷⁶ Initiative for Responsible Mining Assurance. *Frequently Asked Questions*. <http://www.responsiblemining.net/the-irma-process/faqs/>

Steel



Steel and/or iron is reportedly produced with forced labor (FL) and/or child labor (CL) in the following countries:

Top ten countries that export steel and iron worldwide (UN Comtrade 2012):

Top ten countries from which the US imports steel and iron (UN Comtrade 2012):

Steel

India (FL)

Iron:

North Korea (FL)

Furniture (Steel):

Bangladesh (CL)

Iron:

India (CL)

Charcoal production for Pig Iron Brazil (CL, FL)

Steel and Iron:

1. Japan
2. China
3. Germany
4. South Korea
5. United States
6. Russia
7. Belgium
8. France
9. Italy
10. Ukraine

Steel and Iron:

1. Canada
2. Brazil
3. Russia
4. Mexico
5. Japan
6. South Korea
7. China
8. Germany
9. Italy
10. Other Asia (not elsewhere specified)

Where is steel reportedly produced with trafficking and/or child labor?

The U.S. Department of State 2015 *Trafficking in Persons Report* notes that steel is produced with forced labor or forced child labor in India.⁵⁷⁷

The key ingredient in steel is iron.⁵⁷⁸ According to the U.S. Department of Labor 2014 *List of Goods Produced by Child Labor or Forced Labor*, iron is mined with forced labor in North Korea.⁵⁷⁹ There is

⁵⁷⁷ U.S. Department of State. *Trafficking in Persons Report*. 2015. <http://www.state.gov/documents/organization/245365.pdf>

⁵⁷⁸ World Steel Association. *About Steel*. <http://www.worldsteel.org/faq/about-steel.html>

⁵⁷⁹ U.S. Department of Labor. 2014 *List of Goods Produced by Child Labor or Forced Labor*. 2014. http://www.dol.gov/ilab/reports/pdf/TVPPRA_Report2014.pdf

limited information of child labor in iron mines in India as well.⁵⁸⁰ In Mexico, much of the iron ore trade is reportedly controlled by the drug cartel, the Knights Templar. Iron mined in Mexico is traded or smuggled into Chinese steel production.⁵⁸¹

Coal is commonly used in the process of converting iron to steel – about 70 percent of steel made today uses coal in production.⁵⁸² According to the U.S. Department of Labor, coal is produced with forced labor in China and North Korea; with forced labor and child labor in Pakistan; and with child labor in Afghanistan, Colombia, Mongolia, and Ukraine.⁵⁸³

Pig iron, a form of iron that has been smelted with a highly carbonized heat fuel such as charcoal, is commonly turned into steel and used by car companies. In Brazil, the charcoal used to smelt iron into pig iron is produced with forced labor.⁵⁸⁴ Please see the [Charcoal](#) commodity report for more information.

According to the U.S. Department of Labor 2014 *List of Goods Produced by Child Labor or Forced Labor*, children are involved in steel furniture production in Bangladesh.⁵⁸⁵

The U.S. Department of State *Trafficking in Persons Report* lists Bangladesh, India and Zambia as Tier 2 countries. Guyana is listed as a Tier 2 Watch List country. North Korea is listed as a Tier 3 country.⁵⁸⁶

What does trafficking and/or child labor in steel production look like?

Workers producing charcoal for pig iron production in Brazil are reportedly recruited with promises of well-paid jobs, but once on the ranches that produce charcoal, they may be held on site by armed guards.⁵⁸⁷ Workers are also subjected to the health risks associated with pig iron production, particularly when producing charcoal. One such risk is Silicosis, a disease that can be caused by charcoal dust continuously entering the lungs.⁵⁸⁸ Silicosis can lead to shortness of breath, fits of coughing, and fever. The Centers for Disease control report that silicosis can also lead to death.⁵⁸⁹

In some regions of Mexico where drug cartels control much of the iron ore mining operations, labor protections are significantly degraded. According to David Franco, Principal Latin America Analyst at

⁵⁸⁰ Sinha, Shantha et al. *Our Mining Children: A Report of the Fact Finding Team on the Child Labourers in the Iron Ore and Granite Mines in Bellary District of Karnataka*. April 2005. http://www.stopdetskepraci.cz/download/pdf/documents_9.pdf

⁵⁸¹ Graham, Dave. “Chinese Iron Trade Fuels Port Clash with Mexican Drug Cartel.” *Reuters*. January 1, 2014. <http://www.reuters.com/article/2014/01/01/us-mexico-drugs-port-idUSBREA000EG20140101>

⁵⁸² World Coal Association. *World Steel Statistics*. 2013. <http://www.worldcoal.org/resources/coal-statistics/coal-steel-statistics/>

⁵⁸³ U.S. Department of Labor. *2013 Findings on the Worst Forms of Child Labor*. <http://www.dol.gov/ilab/reports/child-labor/findings/2013tda/2013tda.pdf>

⁵⁸⁴ Smith, Michael and David Voreacos. “Slaves in Amazon Forced to Make Material Used in Cars.” *Bloomberg*. 2006. <http://www.bloomberg.com/apps/news?pid=newsarchive&sid=a4j1VKZq34TM>

⁵⁸⁵ U.S. Department of Labor. *2014 List of Goods Produced by Child Labor or Forced Labor*. 2014. http://www.dol.gov/ilab/reports/pdf/TVPRR_Report2014.pdf

⁵⁸⁶ U.S. Department of State. *Trafficking in Persons Report*. 2015. <http://www.state.gov/documents/organization/245365.pdf>

⁵⁸⁷ Osava, Mario. “Rights-Brazil: Fighting Slave Labour in Charcoal Industry.” *Inter Press Service*. August 17, 2004. <http://www.ipsnews.net/2004/08/rights-brazil-fighting-slave-labour-in-charcoal-industry/>

⁵⁸⁸ Jaffe, Maureen E., Monica Mills, Sonia A. Rosen and Robert B. Shepard. *By the Sweat and Toil of Children: The Use of Child Labor in US Agricultural Imports and Forced and Bonded Child Labor*. 1995. US Department of Labor, Bureau of International Labor Affairs. <http://books.google.com/books?id=qVGhAXPwg-MC&pg=PA118&lpg=PA118&dq=silicosis+charcoal&source=bl&ots=Mle8AJIARg&sig=tWNHXslceey5XibBp7TB2GpS-S4&hl=en&sa=X&ei=cTVhU6e9M6LjsASFmoCgAw&ved=0CE4Q6AEwBg#v=onepage&q=silicosis%20charcoal&f=false>

⁵⁸⁹ Centers for Disease Control. Preventing Silicosis Death from Sandblasting. 1992. <http://www.cdc.gov/niosh/docs/92-102/Verité®/>

www.verite.org/ +1.413.253.9227

Copyright © 2016 [Verité®]. All Rights Reserved.

Maplecroft, legitimate mining operations “are being forced to compete in an uneven playing field against rogue groups that do not abide by labor or other laws.”⁵⁹⁰ Verité’s experience in other regions suggests that when sectors are dominated by organized crime, there is a high likelihood of violence, human trafficking, and other human rights abuses.

The southern Indian state of Karnataka produces about 45 million tons of iron ore a year, much of which is a product of illegal mining. A 2012 report from Human Rights Watch (HRW) noted that the mining sector in India has very low levels of government oversight and regulatory mechanisms, allowing the mining companies to operate with high degrees of criminality, leading to human and labor rights abuses, including reported child labor.⁵⁹¹

Forced labor in coal mining in China occurs in prison or “re-education camps.” Up to 100,000 prisoners – many of whom are convicted of minor crimes – are reported to work in coal mines in China in extremely hazardous conditions for no compensation. Fatal accidents such as mine flooding and gas explosions have drawn attention to the practice.⁵⁹²

Children reportedly work in forced labor in coal mining in Pakistan, generally under bonded labor schemes. The U.S. Department of Labor reports that “children bonded in coal mining often use donkeys to haul coal to the surface and are vulnerable to multiple dangers, including sexual abuse by miners.”⁵⁹³

Steel Production and Supply Chain:

Steel is an alloy made mostly of iron. Mined iron ore must be converted or reduced using carbon. The carbon used in this process is usually in the form of coking coal. Coking coal is converted to carbon through a cooking process.⁵⁹⁴

Another common method of producing steel is through the use of pig iron. In order to produce pig iron, iron ore, a carbon fuel, and usually limestone as a flux must be put into a furnace and heated at very high temperatures. The pig iron is then exposed to a strong current of air that oxidizes the dissolved impurities, resulting in steel.⁵⁹⁵

⁵⁹⁰ Vella, Heidi. *Cartel Culture – Mexico’s War Against Illegal Mining*. May 27, 2014. *Mining-Technology.com*. <http://www.mining-technology.com/features/featurecartel-culture-mexicos-war-against-illegal-mining-4276223/>

⁵⁹¹ Human Rights Watch. *Out of Control: Mining, Regulatory Failure and Human Rights in India*. 2012. http://www.hrw.org/sites/default/files/reports/india0612ForUpload_0.pdf

Iron Metallics Association. *Pig Iron: An Overview*. <http://metallics.org.uk/pigiron/>

⁵⁹² China Labour Bulletin. “Forced-Labour Prisoners Die in Coal Mine Accident.” October 18, 2006. <http://www.clb.org.hk/en/content/forced-labour-prisoners-die-coal-mine-accident>

⁵⁹³ U.S. Department of Labor. *2013 Findings on the Worst Forms of Child Labor: Pakistan*. <http://www.dol.gov/ilab/reports/child-labor/findings/2013TDA/pakistan.pdf>

⁵⁹⁴ World Coal Association. *World Steel Statistics*. 2013. <http://www.worldcoal.org/resources/coal-statistics/coal-steel-statistics/>

⁵⁹⁵ Interstahl. *Pig Iron Production*. <http://www.interstahl.com/en/info-about-steel-a-iron/pig-iron-production.html>

How do trafficking and/or child labor in steel production affect me?



According to the World Coal Association, the United States is the second largest user of steel in the world, using 97 metric tons in 2012.⁵⁹⁶

Steel is used in a wide variety of sectors such as aerospace, household appliances, road and railway construction, building construction in the form of steel skeletons or reinforcements, automobiles, and construction materials such as bolts, nails and screws. Other uses include shipbuilding, mining, heavy equipment, office furniture, tools, and personal and vehicle armor.

Examples of what governments, corporations, and others are doing:

One of the most successful steps taken in limiting human trafficking in pig iron production in Brazil has been the establishment of the Citizen's Charcoal Institute (ICC). The ICC is responsible for organizing and conducting site visits in several areas in Brazil and reporting any abnormal findings that they come across. They attempt to work with the suppliers to bring them into compliance with the rules that the ICC has laid out for suppliers to follow.⁵⁹⁷

In 2014, fifteen Brazilian companies entered into a stakeholder program that required the companies to commit to taking the necessary steps to combat human trafficking in their supply chains.⁵⁹⁸

In 2006, Ford discovered that charcoal made with human trafficking was being used to make the pig iron in its supply chain. The pig iron was being produced in remote areas in Brazil near the Amazon, where it was difficult to regulate the work practices occurring at the site. Upon learning that human trafficking was present in the supply chain of their steel, Ford immediately stopped sourcing from the site that was identified in the investigation. Ford then contacted all of their suppliers and assisted them in developing management systems that would help them avoid purchasing pig iron tainted with trafficking. Ford also identified all potential points of entry for pig iron, a process which included mapping up to six levels of suppliers, such as importers, exporters, and trading companies. First tier suppliers were asked to clarify details on human rights processes throughout their operations.⁵⁹⁹

⁵⁹⁶ World Coal Association. *World Steel Statistics*. 2013. <http://www.worldcoal.org/resources/coal-statistics/coal-steel-statistics/>

⁵⁹⁷ Human Rights and Business Dilemmas Forum. *Combating Slave Labor in the Brazilian Charcoal and Steel Sector*. http://human-rights.unglobalcompact.org/case_studies/forced-labour/forced_labour/combating_slave_labour_in_the_brazilian_charcoal_and_steel_sector.html#.U2EzPfldX1w

⁵⁹⁸ Human Rights and Business Dilemmas Forum. *Combating Slave Labor in the Brazilian Charcoal and Steel Sector*. http://human-rights.unglobalcompact.org/case_studies/forced-labour/forced_labour/combating_slave_labour_in_the_brazilian_charcoal_and_steel_sector.html#.U2EzPfldX1w

⁵⁹⁹ *Ford Sustainability Report*. 2010-2011. http://www.socialfunds.com/shared/reports/1308487118_Ford_2010-11_Sustainability_Report.pdf

Where can I learn more?

[Read more](#) on pig iron in Brazil.

Strawberries



Strawberries are reportedly produced with forced labor (FL) and/or child labor (CL) in the following countries:	Top ten countries that produce strawberries worldwide (FAOSTAT 2012):	Top ten countries that export strawberries worldwide (UN Comtrade 2012):	Top ten countries from which the US imports strawberries (UN Comtrade 2012):
Argentina (CL) United States (CL)	1. United States 2. Mexico 3. Turkey 4. Spain 5. Egypt 6. South Korea 7. Japan 8. Russia 9. Germany 10. Poland	1. Spain 2. United States 3. Mexico 4. Netherlands 5. Belgium 6. Greece 7. Egypt 8. Morocco 9. Turkey 10. France	1. Mexico 2. Canada 3. Peru 4. Chile 5. Netherlands 6. Spain 7. Belgium 8. Italy

Where are strawberries reportedly produced with trafficking and/or child labor?

The U.S. Department of State 2015 *Trafficking in Persons Report* notes an incidence of migrant workers on a strawberry farm in Greece denied pay for six months, although the broader scope of exploitation in the country is unknown.⁶⁰⁰

According to the U.S. Department of Labor 2014 *List of Goods Produced by Child Labor or Forced Labor*, strawberries are harvested with child labor in Argentina.⁶⁰¹

⁶⁰⁰ U.S. Department of State. *Trafficking in Persons Report*. 2015. <http://www.state.gov/documents/organization/245365.pdf>

⁶⁰¹ U.S. Department of Labor. 2014 *List of Goods Produced by Child Labor or Forced Labor*. 2014 http://www.dol.gov/ilab/reports/pdf/TVPRA_Report2014.pdf

There are accounts of child labor and exploitation, as well as indicators of forced labor, in strawberry harvesting in the United States.⁶⁰²

Mexico, which accounts for 95 percent of United States imports of strawberries, has high rates of child labor in agriculture.⁶⁰³ There is limited evidence linking child labor directly to strawberries, however.⁶⁰⁴

The U.S. Department of State *Trafficking in Persons Report* lists Argentina, Greece, and Mexico as Tier 2 countries. The United States is listed as a Tier 1 country.⁶⁰⁵

What does trafficking and/or child labor in strawberry production look like?

Child laborers who work in the agricultural sector of Argentina harvest tobacco, tomatoes, strawberries, tea, and garlic, among other crops.⁶⁰⁶ Children working in the agricultural sector may be exposed to harmful pesticides and long work days. According to Lucrecia Teixidó at the University of Buenos Aires, children are preferred as harvesters because their small hands don't leave marks on the fruit. This preference is well known as there is even a prize for "best small harvester of the year." Teixidó reports that a five year old girl won the award in 2007.⁶⁰⁷ In the Bajío Valley of Mexico, children picking strawberries work long hours barefoot in wet mud. While most of the harvesting is done in the summertime, children continue to work in the fields in the afternoons during the school year.

Many of the child workers in Argentina are undocumented migrants from Bolivia and Paraguay.⁶⁰⁸

Although few studies link child labor specifically to strawberry harvesting in Mexico, child labor is reportedly rampant across Mexican agricultural sectors. In 2012, it was reported that over 711,600 children and adolescents were working in agriculture in Mexico, 86 percent of whom did not attend

⁶⁰² Patel, Avni. "Who's Picking Your Berries: Feds Find Young Children on Strawberry Farms." *ABC News*. August 11, 2011. <http://abcnews.go.com/Blotter/feds-find-young-children-working-strawberry-farms/story?id=14281166>
Gonzales, John Moreno. "FBI Probes Treatment of Mexican Workers in LA." *The San Francisco Chronicle*. 10 December 2008. As cited in Verité. Help Wanted. *Immigrant Workers in US Agriculture: The Role of Labor Brokers in Vulnerability to Forced Labor*. June 2010.

https://www.verite.org/sites/default/files/images/HELP%20WANTED_A%20Verite%CC%81%20Report_Migrant%20Workers%20in%20the%20United%20States.pdf

⁶⁰³ NorteSur, Frontera. "UN Official Slams Child Labor in Mexico." *Media Watch*. May 3, 2007.

<http://www.mexidata.info/id1281.html>

Boriss, Hayley, Henrich Brunke and Marcia Kreith. *Commodity Strawberry Profile*. Agricultural Issues Center, University of California. March 2006 (Updated in 2014 by Naeve, Linda). http://www.agmrc.org/commodities_products/fruits/strawberries/commodity-strawberry-profile/

⁶⁰⁴ Marosi, Richard. "In Mexico's Fields, Children Toil to Harvest Crops that Make it to America's Tables." *Los Angeles Times*. December 14, 2014.

⁶⁰⁵ U.S. Department of State. *Trafficking in Persons Report*. 2015. <http://www.state.gov/documents/organization/245365.pdf>

⁶⁰⁶ U.S. Department of Labor. *2011 Findings on the Worst Forms of Child Labor*. 2011.

<http://www.dol.gov/ilab/reports/pdf/2011TDA.pdf>

U.S. Department of Labor. *2004 Findings on the Worst Forms of Child Labor. Argentina*. 2004.

<http://www.dol.gov/ilab/media/reports/iclp/tda2004/argentina.htm>

⁶⁰⁷ Lombana, Jahir. "Argentina: More Efficient Policies to Fight against Child Labour." *Fresh Plaza*. July 17, 2007.

http://www.freshplaza.com/news_detail.asp?id=4769

⁶⁰⁸ U.S. Department of Labor. *2004 Findings on the Worst Forms of Child Labor. Argentina*. 2004.

<http://www.dol.gov/ilab/media/reports/iclp/tda2004/argentina.htm>

Verité® | www.verite.org | +1.413.253.9227

Copyright © 2016 [Verité®]. All Rights Reserved.

school and 72 percent of whom worked for no pay.⁶⁰⁹ In 2009, a Mexican senator reported that approximately 30 percent of Mexico's five million agricultural day laborers were children and adolescents from indigenous or peasant families.⁶¹⁰ The United Nations' Special Rapporteur on the human rights of migrants reported that there were 12 documented deaths of migrant children working in agricultural harvests in northern Mexico in 2006, and criticized the Mexican government for being indifferent to child labor in the agricultural sector.⁶¹¹

In the United States, strawberry harvesting is highly dependent on migrant workers due to the time sensitive nature of the harvest.⁶¹² Children of migrant workers may accompany their parents to the fields, particularly when they are not enrolled in school. Further, strawberry harvesters are often paid a piece-rate wage, which means that slower workers may struggle to make minimum wage. Children may work in strawberry harvesting to augment family income.⁶¹³

In a case of Mexican workers in Louisiana strawberry fields (owned by Bimbo's Best Produce), the FBI reported that workers had their passports confiscated, and that supervisors carried shotguns to keep workers fearful.⁶¹⁴

Strawberry Production and Supply Chain:

After harvesting, strawberries are either frozen or shipped directly to companies, who further process the berries or deliver them as-is to retailers, restaurants, institutions, or other organizations. If the strawberries are processed, they are made into syrups, jams, and juices.⁶¹⁵

How do trafficking and/or child labor in strawberry production affect me?

⁶⁰⁹ Muñoz Ríos, Patricia. "Trabajo Infantil Agrícola, una Suerte de Esclavitud Moderna: Especialistas [Agricultural Child Labor, a Kind of Modern Slavery, Say Experts]." *La Jornada*. March 27, 2012.

<http://www.jornada.unam.mx/2012/03/27/sociedad/041n2soc>

⁶¹⁰ Gobierno de México. Senado de la República. *De la Comisión de Atención a Grupos Vulnerables, el que contiene punto de acuerdo: Por el que se exhorta a la Secretaría del Trabajo y Previsión Social a informar sobre su actuación en torno a los percances donde han sido víctimas niños jornaleros*. Abril, 2009.

<http://www.senado.gob.mx/gace61.php?ver=gaceta&sm=1001&id=13161&lg=60>

⁶¹¹ NorteSur, Frontera. "UN Official Slams Child Labor in Mexico." *Media Watch*. May 3, 2007.

<http://www.mexidata.info/id1281.html>

Whitaker, Bill. "Farmer Says His Strawberry Harvest Depends on Immigration Bill." *CBS News*. April 11, 2013.

<http://www.cbsnews.com/news/farmer-says-his-strawberry-harvest-depends-on-immigration-bill/>

⁶¹² Whitaker, Bill. "Farmer Says His Strawberry Harvest Depends on Immigration Bill." *CBS News*. April 11, 2013.

<http://www.cbsnews.com/news/farmer-says-his-strawberry-harvest-depends-on-immigration-bill/>

⁶¹³ Patel, Avni. "Who's Picking Your Berries: Feds Find Young Children on Strawberry Farms." *ABC News*. August 11, 2011.

<http://abcnews.go.com/Blotter/feds-find-young-children-working-strawberry-farms/story?id=14281166>

⁶¹⁴ Gonzales, John Moreno. "FBI Probes Treatment of Mexican Workers in LA." *The San Francisco Chronicle*. 10 December 2008. As cited in Verité. Help Wanted. *Immigrant Workers in US Agriculture: The Role of Labor Brokers in Vulnerability to Forced Labor*. June 2010.

https://www.verite.org/sites/default/files/images/HELP%20WANTED_A%20Verite%CC%81%20Report_Migrant%20Workers%20in%20the%20United%20States.pdf

⁶¹⁵ Community Food Security Coalition. *Leveraging Institutional Dollars for a Just and Healthy Food System - Strawberry Supply Chain*. June 28, 2013.

<http://www.slideshare.net/cfsc/strawberry-supply-chain-1-pager>

Verité® | www.verite.org | +1.413.253.9227

Copyright © 2016 [Verité®]. All Rights Reserved.



Strawberries are the fifth most consumed fresh fruit in the United States.⁶¹⁶ In 2012, the United States was one of the largest importers of fresh strawberries, importing 351.27 million pounds.⁶¹⁷

Examples of what governments, corporations, and others are doing:

In Argentina, a network of businesses and NGOs coordinates to reduce child labor in agricultural sectors, particularly in cases where children are working alongside their families. Identified child laborers are provided with educational and recreational opportunities.⁶¹⁸

Where can I learn more?

[Watch](#) this video on child labor in strawberry fields in Washington (U.S.).

⁶¹⁶ Boriss, Hayley, Henrich Brunke and Marcia Kreith. *Commodity Strawberry Profile*. Agricultural Issues Center, University of California. March 2006 (Updated in 2014 by Naeve, Linda).

http://www.agmrc.org/commodities__products/fruits/strawberries/commodity-strawberry-profile/

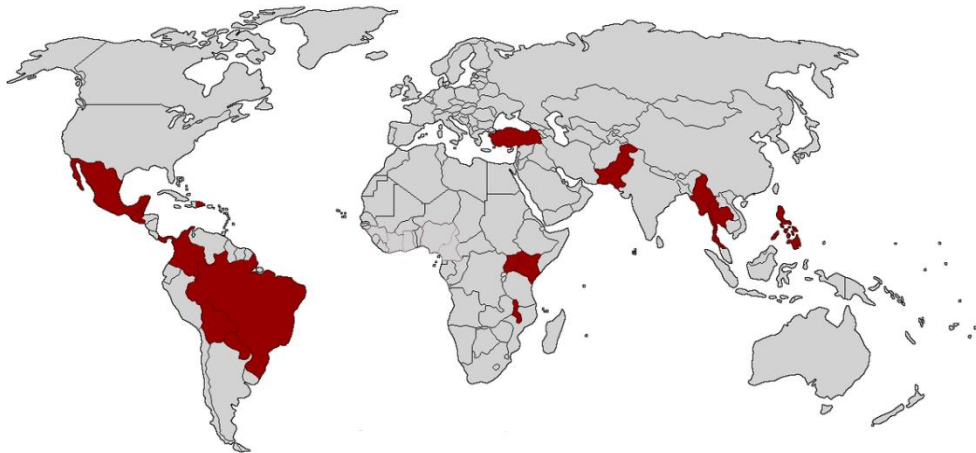
⁶¹⁷ U.S. Department of Agriculture. *Monthly US Imports of Fresh Strawberries, 1989—2012*. 2012.

<http://usda.mannlib.cornell.edu/MannUsda/viewDocumentInfo.do?documentID=1381>

⁶¹⁸ U.S. Department of Labor. *2013 Findings on the Worst Forms of Child Labor. Argentina*. 2013.

<http://www.dol.gov/ilab/reports/child-labor/argentina.htm>

Sugar



Sugar is reportedly produced with forced labor (FL) and/or child labor (CL) in the following countries:	Top ten countries that produce sugar worldwide (FAOSTAT 2012):	Top ten countries that export sugar worldwide (UN Comtrade 2012):	Top ten countries from which the US imports sugar (UN Comtrade 2012):
Belize (CL)	1. Brazil	1. Brazil	1. Mexico
Bolivia (FL, CL)	2. India	2. Thailand	2. Canada
Brazil (FL,)	3. China	3. France	3. Brazil
Colombia (CL)	4. Thailand	4. United States	4. Guatemala
Dominican Republic (FL, CL)	5. Pakistan	5. Germany	5. El Salvador
El Salvador (CL)	6. Mexico	6. India	6. Dominican Republic
Guatemala (CL)	7. Colombia	7. Mexico	7. China
Kenya (CL)	8. The Philippines	8. Belgium	8. Australia
Malawi (FL)	9. United States	9. Netherlands	9. The Philippines
Mexico (CL)	10. Indonesia	10. China	10. Colombia
Burma (FL, CL)			
Pakistan (FL)			
Panama (CL)			
Paraguay (CL)			
The Philippines (CL)			
Thailand (CL)			
Uganda (CL)			
<i>Sugar Beets:</i>			
Turkey (CL)			

Where is sugar reportedly produced with trafficking and/or child labor?

The U.S. Department of State 2015 *Trafficking in Persons Report* notes forced child labor in the sugar sector in Malawi.⁶¹⁹

According to the U.S. Department of Labor 2014 *List of Goods Produced by Child Labor or Forced Labor*, sugar is produced with forced labor in Bolivia, Brazil, Burma, the Dominican Republic, and Pakistan. Child labor is noted in Belize, Bolivia, Burma, Colombia, the Dominican Republic, El Salvador, Guatemala, Kenya, Mexico, Panama, Paraguay, the Philippines, Thailand, and Uganda.⁶²⁰

The U.S. Department of State *Trafficking in Persons Report* lists Brazil, Panama, the Dominican Republic, El Salvador, Guatemala, Malawi Mexico, Paraguay, Philippines, and Uganda and Turkey as Tier 2 countries. Bolivia, Burma, and Pakistan, are listed as Tier 2 Watch List countries. Thailand and Belize are listed as Tier 3 countries.⁶²¹

What does trafficking and/or child labor in sugar production look like?

The nature of human trafficking in sugar varies widely. In Brazil, trafficking is often a result of domestic trafficking through local labor brokers. In Bolivia and Pakistan, families reside on large plantations with a history of debt bondage and slavery. In the sugar-producing regions of India, communities of migrant workers participate annually in the harvest of sugar, sometimes remaining in debt to labor brokers.

Children as well as adults working in sugarcane production are exposed to long hours in the sun, often causing heat exhaustion and skin damage, high levels of pesticides, and potential injuries from machetes, which are used to cut the cane.⁶²² In early 2014, several sources reported an epidemic of severe kidney disease and death among men in Latin America who worked in sugar production, although the exact cause is unknown.⁶²³

Case Study:

Sugar Production in India: Forced Labor?

Some indicators of debt bondage are reportedly present in the sugarcane sector in India. According to a study by Guerin et al., migrant workers in the State of Tamil Nadu are recruited by labor brokers who provide advances for transportation and living expenses, to be repaid at the end of the harvest season.⁶²⁴ However, due to high quotas as well as the disparity in power and information between brokers and workers, workers often end the season in debt. According to this research, many of the workers end a season indebted

⁶¹⁹ U.S. Department of State. *Trafficking in Persons Report*. 2015. <http://www.state.gov/documents/organization/245365.pdf>

⁶²⁰ U.S. Department of Labor. *2014 List of Goods Produced by Child Labor or Forced Labor*. 2014. http://www.dol.gov/ilab/reports/pdf/TVPR_Report2014.pdf

⁶²¹ U.S. Department of State. *Trafficking in Persons Report*. 2015. <http://www.state.gov/documents/organization/245365.pdf>

⁶²² U.S. Department of Labor. *2011 List of Goods Produced By Child Labor or Forced Labor*. December 2011. <http://www.dol.gov/ilab/reports/pdf/2011TVPR.pdf>

⁶²³ Beaubien, Jason. "Mysterious Kidney Disease Slays Farmworkers In Central America." *National Public Radio (NPR)*. April 30, 2014. <http://www.npr.org/blogs/health/2014/04/30/306907097/mysterious-kidney-disease-slays-farmworkers-in-central-america>

⁶²⁴ Guerin, Isabelle, Augendra Bhukut, Kamala Marius-Gnanou and G. Venkatasubramanian. "Neo-bondage, Seasonal Migration, and Job Brokers: Cane Cutters in Tamil Nadu." *India's Unfree Workforce: Of Bondage, Old and New*. Ed. Breman, Jan, Isabelle Guerin and Aseem Prakash. New Delhi: Oxford University Press, 2009.

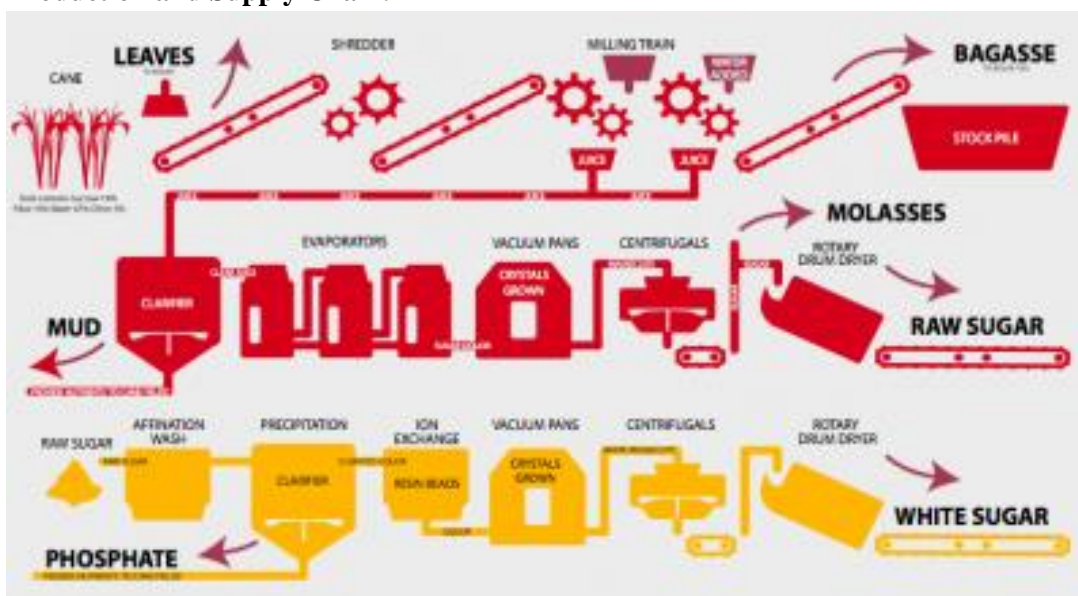
for the next season. However, the vast majority interviewed in the study reported that they had changed brokers at least once, indicating that the state of bondage is not permanent.⁶²⁵

Research on Indicators of Forced Labor in the Supply Chain of Sugar in the Dominican Republic

Verité research on the sugar industry in the Dominican Republic found indicators of forced labor. Worker interviews indicated that some workers were physically confined to sugar plantations due to isolation, limited access to information, and the laws on migrant worker identity cards. In the Dominican Republic, migrant workers from Haiti were required to carry an identity card called a carnet. The carnet only authorized foreign workers to operate in a certain area and tied the worker to a specific employer. Leaving that employer put the worker at risk of deportation. Some employers did not issue their workers carnets meaning that the workers could not leave the plantation at all or they could be deported. At the plantations, physical and verbal abuse was reportedly common and in the first few months of employment, workers were kept under guard in some cases. A worker who misses work or leaves the job can face punishment including loss of food, housing and future employment. Debt also keeps workers tied to their employers. Because most workers are illegal immigrants, they have to pay fees to *buscones* (agents who bring them across the border) and Dominican or Haitian officials. Food must be bought at grocery stores on the plantations or through a voucher system. The combination of fees and inflated costs for necessities contributes to a cycle of indebtedness. Additionally, workers are paid by weight of sugarcane they harvest. This makes them vulnerable to deception and contributes to their debt. Researchers found that many *buscones* deceived the migrants about the system of payment. Although most workers were aware of the wage they would be paid, other information on the bonus system, food vouchers and deductions was not given in some cases. Plantation workers were required to put in long hours cutting sugar cane. Workers experience many hazardous conditions, including heat exhaustion, dehydration and injuries from machetes. The practice of burning the cane before cutting also creates health problems due to burns and the inhalation of toxic fumes.

⁶²⁵ Guerin, Isabelle, Augendra Bhukut, Kamala Marius-Gnanou and G. Venkatasubramanian. "Neo-bondage, Seasonal Migration, and Job Brokers: Cane Cutters in Tamil Nadu." *India's Unfree Workforce: Of Bondage, Old and New*. Ed. Breman, Jan, Isabelle Guerin and Aseem Prakash. New Delhi: Oxford University Press, 2009.

Sugar Production and Supply Chain:



Sugarcane is most frequently harvested by hand using machetes rather than by machine in order to avoid damaging the crop. After harvest, it must be processed quickly. At sugar mills, processing creates raw sugar, which is generally refined into white sugar. Molasses and sugarcane fiber are produced as by-products of this process.⁶²⁶

According to the Food and Agricultural Organization of the United Nations, the largest producers of sugarcane as of 2008 were Brazil, India, Thailand, China and Pakistan, two of which – Brazil and Pakistan – are reported to produce sugar cane using forced labor. The largest importers are China, the European Union, the United States, Indonesia, and Malaysia. Globally, 173 million tons of sugar is produced annually and production is projected to reach almost 207 million tons by 2021-22.⁶²⁷

How do trafficking and/or child labor in sugar production affect me?



While most American products use sugar beet rather than sugarcane, globally sugarcane is used in a wide variety of confectionery products as well as in soft drinks and alcoholic beverages. Sugar may also be used in ethanol or as an ingredient in industrial products such as cement or glue.

⁶²⁶ UN Conference on Trade and Development (UNCTAD). *Commodity Atlas: Sugar*. 2004. http://www.unctad.org/en/docs/ditcom20041ch19_en.pdf

⁶²⁷ Chang, Kaison. *Overview of Sugar Policies and Market Outlook*. Food and Agriculture Organization of the UN (FAO). 2012. http://www.fao.org/fileadmin/templates/est/meetings/sugar_fiji_2012/Kaison_Chang_-_FAO_Policy_Overview.pdf

While the United States uses ethanol produced from corn, sugarcane ethanol is a major world energy source. Brazil is the world's largest producer of sugar-based ethanol, which it uses domestically and also exports, with most exports going to Europe.

Despite its benefits when compared with oil, sugarcane ethanol production is not without environmental impacts; most notably, it is among the most water-heavy crops. According to the World Wildlife Fund, it takes “one million liters of water to produce 12.5 tons of commercial cane.”⁶²⁸ The United Nations Environmental Program has warned that demand for water due to ethanol use could compromise its value.⁶²⁹

Examples of what governments, corporations, and others are doing:

Formerly known as the Better Sugarcane Initiative (BSI), Bonsucro is a multi-stakeholder group in Brazil which seeks to improve social and environmental standards in sugar production. The required standards for membership include prohibition of forced and child labor. As of 2013, about 2.92 percent of sugarcane growing land is Bonsucro certified. Purchasing companies include Coca Cola, British Sugar, and Cargill.⁶³⁰

The Government of the Philippines and Filipino sugar producers' and millers' associations are currently engaged in a project aimed at eliminating child labor in sugarcane production, specifically in Bukidnon province in the Philippines. The project was started in 2010; it was funded by the U.S. Bureau of International Labor Affairs' (ILAB) Office of Child Labor, Forced Labor, and Human Trafficking (OCFT), and implemented by the International Labor Organizations' (ILO) International Program on the Elimination of Child Labor (IPEC). The project requires sugar farms to sign a voluntary code of conduct; the tripartite group is currently developing a child labor policy. The project also facilitated the signing of “an agreement of intent to collaborate to reduce child labor through education and livelihood programs for vulnerable families” between government agencies, sugar industry representatives, and Coca-Cola.⁶³¹

Where can I learn more?

[Watch](#) a video about human trafficking in the Dominican Republic.

[Learn](#) about Bonsucro and sustainable sugar.

[Read](#) about the global sugar trade.

[Read](#) Verité's full report on forced labor indicators in the Dominican Republic's Sugar industry.

[Read the report in Spanish.](#)

⁶²⁸ Ecoworld. *Biofuel's Mixed Blessings*. <http://www.ecoworld.com/energy-fuels/biofuels-mixed-blessings.html>

⁶²⁹ UN Environmental programme. *Nagoya 2010: Weighing up the Risks and Benefits of Biofuels Development*. October 25, 2010. <http://www.unep.org/Documents.Multilingual/Default.asp?DocumentID=649&ArticleID=6796&l=en&t=long>

⁶³⁰ Bonsucro. *Bonsucro at a Glance*. 2013.

http://www.bonsucro.com/assets/bonsucro_at_a_glance.pdf

⁶³¹ U.S. Department of Labor. Toolkit for Responsible Business. Multi-Stakeholder Groups. http://www.dol.gov/ilab/child-forced-labor/step1/step1_4.htm

Sunflowers



Sunflowers are reportedly produced with forced labor (FL) and/or child labor (CL) in the following countries:	Top ten countries that produce sunflowers worldwide (FAOSTAT 2012):	Top ten countries that export sunflowers worldwide (UN Comtrade 2012):	Top ten countries from which the US imports sunflowers (UN Comtrade 2012):
Burma (FL) Ethiopia (FL)	<i>Sunflower Seeds:</i> 1. Ukraine 2. Russia 3. Argentina 4. China 5. France 6. Romania 7. Bulgaria 8. Turkey 9. Hungary 10. United States	<i>Sunflower Seeds:</i> 1. Bulgaria 2. Hungary 3. Romania 4. France 5. Ukraine 6. Russia 7. Slovakia 8. China 9. United States 10. Moldova	<i>Sunflower Seeds:</i> 1. Canada 2. China 3. Argentina 4. Bulgaria 5. Ukraine 6. Chile 7. Turkey 8. Israel 9. Uruguay 10. France

Where are sunflowers reportedly produced with trafficking and/or child labor?

According to the U.S. Department of Labor *List of Goods Produced by Forced Labor or Child Labor*, sunflowers are produced using forced labor in Burma.⁶³² According to an Ethiopian newspaper, The Horn Times, forced labor has also been used in sunflower production in Ethiopia.⁶³³

The U.S. Department of State *Trafficking in Persons Report* lists Burma as a Tier 2 Watch List country. Ethiopia is listed as a Tier 2 country.⁶³⁴

⁶³² U.S. Department of Labor. 2014 *List of Goods Produced by Child Labor or Forced Labor*. 2014. http://www.dol.gov/ilab/reports/pdf/TVPPRA_Report2014.pdf

⁶³³ Bekele, Getahun. "Ethiopia's Genocidal Minority Junta Verging on Madness?" *The Horn Times*. Zehabesha. April 21, 2013. <http://www.zehabesha.com/ethiopias-genocidal-minority-junta-verging-on-madness/>

⁶³⁴ U.S. Department of State. *Trafficking in Persons Report*. 2015. <http://www.state.gov/documents/organization/245365.pdf>

What does trafficking and/or labor in sunflower production look like?

In Burma, laborers are often required to walk to the sunflower fields. According to one report, some workers were required to walk two hours to work every day, leaving their homes at six in the morning in order to arrive at the fields by eight. Cultivating and harvesting sunflowers is labor intensive and exposes workers to herbicides that are detrimental to workers' health.⁶³⁵

One account tells of how laborers on a particular sunflower field worked from 8 am to 5 pm weeding and harvesting sunflowers. They were not given food and were watched by armed soldiers; one laborer described the soldiers' treatment, saying, "If [they] saw you drifting off, they would beat you with a machete that is encased in a bamboo sheath. They hit you right on the head!"⁶³⁶

Sunflower Production and Supply Chain:

There are two major types of sunflowers. The first is the confection sunflowers, which are grown for the nutmeat, for human consumption or birdfeed, and are frequently sold in the shell to global markets. The second, oil sunflowers, are grown so that the seeds can be pressed for oil. The cake that is left over after the oil is pressed is used for animal feed.

Sunflower cultivation is a labor-intensive activity; tilling, harrowing, and weed control are very important to achieve high-yielding crops. The use of herbicides is recommended to improve yields as well.⁶³⁷ Sunflowers have a deep tap root and can grow during the night when transpiration is low and thus are drought-resistant.⁶³⁸

How do trafficking and/or child labor in sunflower production affect me?



Sunflowers are used as decoration, cooking oil, food, and as bird and livestock feed. According to FAOSTAT, Burma is a top twenty producer of sunflower seeds while the United States is a top twenty global importer.⁶³⁹

⁶³⁵ Schmidt, Walter H. "Single Crop Sunflower Production." *Agronomy Facts*. The Ohio State University Extension. <http://ohioline.osu.edu/agf-fact/0107.html>

⁶³⁶ EarthRights International. *More of the Same: Forced Labor Continues in Burma*. October 11, 2001. <http://www.earthrights.org/sites/default/files/publications/more-of-the-same2.pdf>

⁶³⁷ Schmidt, Walter H. "Single Crop Sunflower Production." *Agronomy Facts*. The Ohio State University Extension. <http://ohioline.osu.edu/agf-fact/0107.html>

⁶³⁸ Manitoba Agriculture, Food and Rural Initiatives. *Sunflowers*. <http://www.gov.mb.ca/agriculture/crops/production/sunflowers.html>

⁶³⁹ Food and Agriculture Organization of the UN, Statistics Division (FAOSTAT). *Production*. 2011. <http://faostat.fao.org/site/339/default.aspx>

Food and Agriculture Organization of the UN, Statistics Division (FAOSTAT). *Trade*. 2010. <http://faostat.fao.org/site/342/default.aspx>

Verité® | www.verite.org | +1.413.253.9227

Copyright © 2016 [Verité®]. All Rights Reserved.

Examples of what governments, corporations, and others are doing

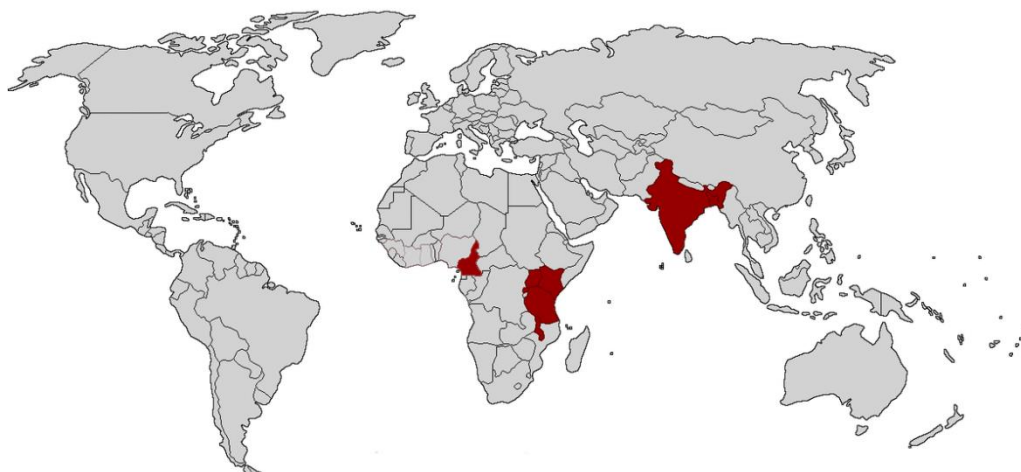
EarthRights International has launched a campaign against trafficking in Burma that specifically targets sunflower production.⁶⁴⁰

Where can I learn more?

[Read](#) this article about a boy in Tanzania who, with the help of the Food and Agriculture Organization of the United Nations and the ILO, started a worker-friendly sunflower plantation.

⁶⁴⁰ EarthRights International. *More of the Same: Forced Labor Continues in Burma*. October 11, 2001.
<http://www.earthrights.org/sites/default/files/publications/more-of-the-same2.pdf>

Tea



Tea is reportedly produced with forced labor (FL) and/or child labor (CL) in the following countries:	Top ten countries that produce tea worldwide (FAOSTAT 2012):	Top ten countries that export tea worldwide (UN Comtrade 2012):	Top ten countries from which the US imports tea (UN Comtrade 2012):
Bangladesh (FL)	1. China	1. Sri Lanka	1. Argentina
Cameroon (FL)	2. India	2. China	2. China
Kenya (CL)	3. Kenya	3. India	3. India
Malawi (CL, FL)	4. Sri Lanka	4. Vietnam	4. Vietnam
Rwanda (CL)	5. Turkey	5. Argentina	5. Germany
Tanzania (CL)	6. Vietnam	6. Indonesia	6. Indonesia
Uganda (CL)	7. Iran	7. Uganda	7. Sri Lanka
India (FL)	8. Indonesia	8. Tanzania	8. Malawi
	9. Argentina	9. Germany	9. Kenya
	10. Japan	10. Rwanda	10. Zimbabwe

Where is tea reportedly produced with trafficking and/or child labor?

The U.S. Department of State 2015 *Trafficking in Persons Report* notes that forced labor or forced child labor is present in tea production in Bangladesh, Cameroon, and Malawi.⁶⁴¹

According to the U.S. Department of Labor 2014 *List of Goods Produced by Child Labor or Forced Labor*, tea is produced using child labor in Kenya, Malawi, Rwanda, Tanzania, and Uganda.⁶⁴²

⁶⁴¹ U.S. Department of State. *Trafficking in Persons Report*. 2015. <http://www.state.gov/documents/organization/245365.pdf>

⁶⁴² U.S. Department of Labor. 2014 *List of Goods Produced by Child Labor or Forced Labor*. 2014 http://www.dol.gov/ilab/reports/pdf/TVPPRA_Report2014.pdf

There is some evidence that workers on Indian tea plantations face indicators of forced labor.⁶⁴³

The U.S. Department of State *Trafficking in Persons Report* lists Bangladesh, Cameroon, Malawi, Uganda, Kenya, Tanzania and India as Tier 2 countries. Tanzania is listed as a Tier 2 Watch List country.⁶⁴⁴

What does trafficking and/or child labor in tea production look like?

Siddharth Kara, in *Bonded Labor: Tackling the System of Slavery in South Asia*, describes victims of human trafficking in the tea industry as typically poor and indebted to their employers.⁶⁴⁵ These bonded laborers are often women and their children who have no choice but to accompany their parents in the fields. Aging parents are incentivized to put their children to work in order to meet strictly enforced tea picking quotas and to make use of their children's dexterity, which is necessary for weeding fields and picking tea leaves.⁶⁴⁶ In tea production, children are usually employed in the fields to weed, hoe, or to work in nurseries.⁶⁴⁷

A 2014 report from the Columbia Law School Human Rights Institute noted significant indicators of forced labor on Indian tea plantations such as punitively high quotas and wage deductions. Workers reported the necessity of subcontracting work to meet quotas and facing substantial wage deductions.⁶⁴⁸

Tea Production and Supply Chain:

Many of the activities involved in tea production are labor intensive. These activities might include preparing land, transplanting seedlings, applying mulch, applying fertilizer, manual weeding and leaf plucking.⁶⁴⁹ Leaf harvesting generally represents a peak in manual labor, leading many plantations to hire temporary workers.⁶⁵⁰ Tea is harvested year round, but high season depends on the exact region and type of tea.⁶⁵¹

Tea is usually processed in the countries of origin because processing must begin relatively quickly after harvest. Tea is processed at processing plants, which may be part of medium and large scale plantations. After processing, tea is sold to tea companies through brokers.^{652 653}

⁶⁴³ Columbia Law School Human Rights Institute. "The More Things Change ..." *The World Bank, Tata and Enduring Abuses on India's Tea Plantations*. January 2014. http://web.law.columbia.edu/sites/default/files/microsites/human-rights-institute/files/tea_report_final_draft-smallpdf.pdf

⁶⁴⁴ U.S. Department of State. *Trafficking in Persons Report*. 2015. <http://www.state.gov/documents/organization/245365.pdf>

⁶⁴⁵ Kara, Siddharth. *Bonded labor: Tackling the System of Slavery in South Asia*. Columbia University Press, 2012.

⁶⁴⁶ Kara, Siddharth. *Bonded labor: Tackling the System of Slavery in South Asia*. Columbia University Press, 2012.

⁶⁴⁷ ActionAid. For the Rights of Tea Workers in Assam. <http://www.actionaid.org/india/what-we-do/assam/rights-tea-garden-workers-assam>

⁶⁴⁸ Columbia Law School Human Rights Institute. "The More Things Change ..." *The World Bank, Tata and Enduring Abuses on India's Tea Plantations*. January 2014. http://web.law.columbia.edu/sites/default/files/microsites/human-rights-institute/files/tea_report_final_draft-smallpdf.pdf

⁶⁴⁹ International Labor Organization - IPEC. *Hazardous Labor in Agriculture: Tea*. http://www.ilo.org/public/english/standards/ipecc/publ/download/factsheets/fs_tea_0304.pdf

⁶⁵⁰ International Labor Organization - IPEC. *Hazardous Labor in Agriculture: Tea*. http://www.ilo.org/public/english/standards/ipecc/publ/download/factsheets/fs_tea_0304.pdf

⁶⁵¹ Sustainable Trade Initiative. *Sector Overview: Tea*. 2012. <http://www.idhsustainabletrade.com/site/getfile.php?id=184>.

⁶⁵² Sustainable Trade Initiative. *Sector Overview: Tea*. 2012. <http://www.idhsustainabletrade.com/site/getfile.php?id=184>.

⁶⁵³ Eldrig, Line. Fafo. *Child Labor in the Tea Sector in Malawi*. 2003. http://www.fafo.no/~fafo/media/com_netsukii/714.pdf

Verité® | www.verite.org | +1.413.253.9227

Copyright © 2016 [Verité®]. All Rights Reserved.

How do trafficking and/or child labor in tea production affect me?



According to the U.S. Department of Labor, tea is the second most consumed beverage in the world, trailing only water. In the United States, per person tea consumption was nine gallons in 2009.⁶⁵⁴

Examples of what governments, corporations, and others are doing:

The Tea Association of the United States encourages its member companies to pressure their tea sources to require enforcement of International Labor Organization standards as well as local labor laws in order to reduce the prevalence of child labor in the tea industry.

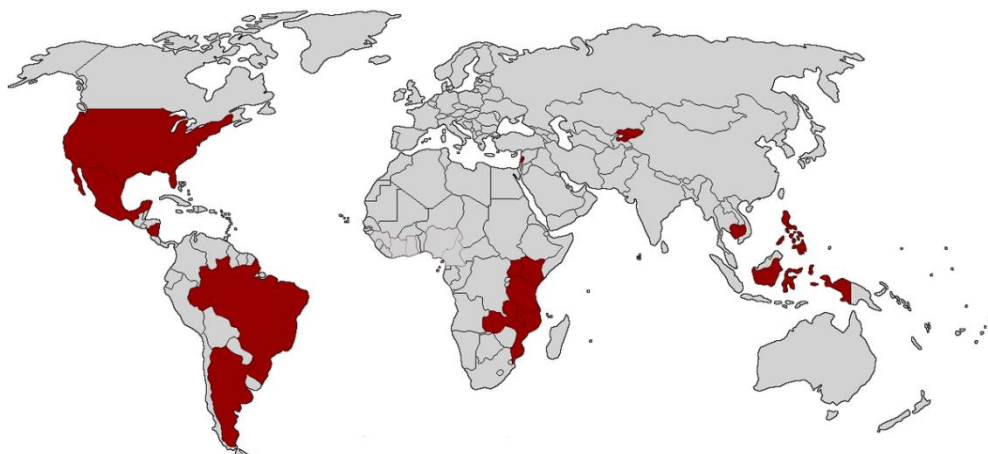
Where can I learn more?

[Read](#) a United Nations Conference on Trade and Development summary of the global tea trade.

[Watch](#) a CNN Freedom Project video about child labor, debt bondage, and human trafficking in tea production.

⁶⁵⁴ Ungar, Laura. "Tea's Health Benefits Boost its Popularity." *The Washington Post*. April 1, 2013.
http://www.washingtonpost.com/national/health-science/teas-health-benefits-boost-its-popularity/2013/04/01/be818cfe-6ef5-11e2-aa58-243de81040ba_story.html

Tobacco



Tobacco is reportedly produced with forced labor (FL) and/or child labor (CL) in the following countries:	Top ten countries that produce tobacco worldwide (FAOSTAT 2012):	Top ten countries that export tobacco worldwide (UN Comtrade 2012):	Top ten countries from which the US imports tobacco (UN Comtrade 2012):
Argentina (CL)	1. China	1. Germany	1. Dominican Republic
Brazil (CL)	2. India	2. Netherlands	2. Brazil
Cambodia (CL)	3. Brazil	3. Brazil	3. Turkey
Indonesia (CL)	4. United States	4. Poland	4. Canada
Kenya (FL, CL)	5. Indonesia	5. United States	5. Nicaragua
Kyrgyz Republic (FL, CL)	6. Malawi	6. Belgium	6. Honduras
Lebanon (CL)	7. Argentina	7. China	7. India
Malawi (FL, CL)	8. Tanzania	8. Hong Kong	8. Malawi
Mexico (CL)	9. Zimbabwe	9. India	9. Indonesia
Mozambique (CL)	10. Pakistan	10. Turkey	10. Argentina
Nicaragua (CL)			
The Philippines (CL)			
Tanzania (CL)			
Uganda (CL)			
Zambia (CL)			
United States (CL)			

Where is tobacco reportedly produced with trafficking and/or child labor?

The U.S. Department of State 2015 *Trafficking in Persons Report* notes the presence of forced labor or forced child labor in Kenya, the Kyrgyz Republic, and Malawi.⁶⁵⁵

⁶⁵⁵ U.S. Department of State. *Trafficking in Persons Report*. 2015. <http://www.state.gov/documents/organization/245365.pdf>

The U.S. Department of Labor 2014 *List of Goods Produced by Child Labor or Forced Labor*, lists tobacco as being produced with forced labor in Malawi and with child labor in Argentina, Brazil, Cambodia, Indonesia, Kenya, Kyrgyz Republic, Lebanon, Malawi, Mexico, Mozambique, Nicaragua, the Philippines, Tanzania, Uganda, and Zambia.

Human Rights Watch (HRW) also notes that tobacco is grown with hazardous child labor in the United States.⁶⁵⁶

The U.S. Department of State *Trafficking in Persons Report* lists Argentina, Kenya, Nicaragua, Brazil, Indonesia, Kyrgyz Republic, Malawi, Mexico, Mozambique, Philippines, Uganda and Zambia as Tier 2 countries. Cambodia, Lebanon and Tanzania are listed as Tier 2 Watch List countries. The United States is listed as a Tier 1 country.⁶⁵⁷

What does trafficking and/or child labor in tobacco harvesting look like?

Human trafficking is most likely to take place at the harvest stage. The nature of trafficking in tobacco growing, however, varies from region to region and depends on the type of labor involved. In Kazakhstan, for example, a 2010 HRW identified instances of trafficking “in which employers confiscated migrant workers’ passports and in some cases required them to perform other work without pay or compensation in addition to tobacco farming.” The HRW report noted that workers were paid at the end of the harvest season, meaning that they had to tolerate working conditions employers provided or forfeit their compensation.⁶⁵⁸ In 2014, the *List of Goods Produced by Child Labor and Forced Labor* report noted, however, that following interventions by Philip Morris International (the sole purchaser of Kazakh tobacco) as well as a sharp contraction in the size of the Kazakh tobacco sector, the risks of child labor and forced labor had been significantly reduced, leading the good to be removed from the list.⁶⁵⁹

In Malawi, human trafficking occurs in the context of tenant farming. Families make agreements with landowners whereby they receive a portion of the profit from the tobacco harvest in exchange for labor in growing and harvesting the crop.⁶⁶⁰ Tenants are generally expected to pay for seeds and other expenses. Because this system rarely results in profit for the tenants, they remain in a situation of debt bondage.⁶⁶¹ Additionally, families are expected to have their children participate in the harvest from a young age, exposing them to dangerous levels of nicotine. The International Labor Rights Forum (ILRF) reports that 70 percent of Malawi’s foreign exchange earnings come from tobacco and 78 percent of children between

⁶⁵⁶ Human Rights Watch (HRW). *Tobacco’s Hidden Children: Hazardous Child Labor in United States Tobacco Farming*. May 2014. <http://www.hrw.org/node/125316>

⁶⁵⁷ U.S. Department of State. *Trafficking in Persons Report*. 2015. <http://www.state.gov/documents/organization/245365.pdf>

⁶⁵⁸ Human Rights Watch (HRW). *Hellish Work*. July 14, 2010. <http://www.hrw.org/en/node/91458/section/2>

⁶⁵⁹ U.S. Department of Labor. *2014 List of Goods Produced by Child Labor or Forced Labor*. 2014. http://www.dol.gov/ilab/reports/pdf/TVPRA_Report2014.pdf

⁶⁶⁰ Eldring, Line, Sabata Nakanyane and Malehoko Tshoaedi, *Child Labour in the Tobacco Growing Sector in Africa*. Fafo. October 2000. <http://www.faf.no/pub/rapp/654/654.pdf>

⁶⁶¹ International Trade Union Confederation (ITUC). *Internationally Recognised Core Labour Standards in Malawi: Report for the WTO General Council Review of the Trade Policies of Malawi*. June 2010.

http://www.ituc-csi.org/IMG/pdf/Microsoft_Word_-_28_May_-_Malawi_CLS_FINAL__2_-20100531120125.pdf

Verité® | www.verite.org | +1.413.253.9227

Copyright © 2016 [Verité®]. All Rights Reserved.

the ages of ten to fourteen and 55 percent of children between seven and nine years old work in tobacco production.⁶⁶²

In the United States, Human Rights Watch (HRW) found children as young as seven working in tobacco fields. Many of the children interviewed by HRW were children of migrant farmworkers. While they attended school during the academic year, in the summer, they worked in tobacco fields to supplement their family income. Under U.S. law, children can begin working on farms at age 12 outside of school hours. Juveniles between ages 16-18 can be engaged in hazardous agricultural tasks.⁶⁶³

Work in tobacco production is hazardous for both adults and children. Workers use dangerous tools and machinery, lift heavy loads, are exposed to intense heat and work at height hanging tobacco in barns. Workers may also be exposed to pesticides, including known neurotoxins. Workers harvesting tobacco leaves without adequate protective equipment are vulnerable to Green Tobacco Sickness, or GTS. GTS, caused by absorption of nicotine through the skin, can cause nausea, vomiting, weakness, headaches, and respiratory symptoms.⁶⁶⁴ Children are most vulnerable to these risks, including GTS, as their bodies are still developing. Vomiting can lead to exacerbation of dehydration and heat illness.⁶⁶⁵

Forced and child labor may occur in the cigarette or beedis (hand-rolled cigars) production process as well. The World Health Organization (WHO) reported that there are some 325,000 children in India working in rolling tobacco, and estimated that 50 percent are bonded laborers.⁶⁶⁶ The U.S. Department of Labor's Bureau for International Labor Affairs explains that children become bonded when "parents pledge their labor as security on an advance taken from contractors or middlemen who run small, illegal manufacturing units." The interest rates on these advances range from 10 to 25 percent and employers often take advantage of people by tricking them and working them even after their debt is paid off. "Children are sometimes required to roll 1,000 beedis per day and are generally paid six to seven rupees (20 to 22 cents) per batch of 1,000 - about one-fourth of adult wages. If they fail to meet the quota, or if the quality of the beedis are found to be poor, their wages are cut or they are required to make up the loss by performing extra work the following Sunday."⁶⁶⁷

Case Study:

American tobacco giant Philip Morris International's Agricultural Labor Practices (ALP) Program, launched in May 2011, represents a profound effort by the company to improve their tobacco sourcing policies, especially in regards to eliminating child labor, human trafficking, and other labor abuses. The

⁶⁶² International Labor Rights Forum. "Child labor, unfair prices and poverty earnings characterize the tobacco growing sector." <http://www.laborrights.org/industries/tobacco>

⁶⁶³ Human Rights Watch (HRW). *Tobacco's Hidden Children: Hazardous Child Labor in United States Tobacco Farming*. May 2014. <http://www.hrw.org/node/125316>

⁶⁶⁴ Human Rights Watch (HRW). *Hellish Work*. July 14, 2010. <http://www.hrw.org/en/node/91458/section/2>
Occupational Safety and Health Administration. *Recommended Practices Bulletin*.
<https://www.osha.gov/Publications/OSHA3765.pdf>

⁶⁶⁵ Occupational Safety and Health Administration. *Recommended Practices Bulletin*.
<https://www.osha.gov/Publications/OSHA3765.pdf>

⁶⁶⁶ World Health Organization (WHO). *Tobacco and the Rights of the Child*. 2001.
http://whqlibdoc.who.int/hq/2001/WHO_NMH_TFI_01.3_Rev.1.pdf

⁶⁶⁷ U.S. Department of Labor: Bureau of International Labor Affairs. *Forced and Bonded Child Labor*.
<http://www.dol.gov/ILAB/media/reports/iclp/sweat2/bonded.htm#.UIFjsBiAFD0>

program is compulsory for all farmers who have contractual arrangements with PMI affiliates or with “third-party leaf suppliers” who purchase tobacco for PMI; this affects over 500,000 farmers in more than 30 countries. The first ALP progress report, published in September 2012, reported that PMI had so far trained over 2,900 locals from supplier countries as field technicians, 300 of whom are now qualified field technician trainers themselves. The field technicians are in charge of putting together Farm Profiles for each farm, building relationships with farmers, communicating the ALP Code, providing technical support, and helping farmers implement changes. They also monitor progress and report back to PMI management. Local management of PMI and supplier organizations support and oversee the field technicians. Since the beginning of the program, these technicians have provided information about the Code to 335,000 farmers in 28 countries.⁶⁶⁸

Tobacco Production and Supply Chain:

Tobacco production encompasses the cultivation of several different varieties of tobacco leaves, grown for different purposes. Flue-cured, burley and oriental tobaccos are used in blended cigarettes, with flue-cured the most commonly produced.

Tobacco production and harvesting is labor intensive. Seedlings are hand sown into beds and then removed for transplanting. Seedlings are clipped for weeks before transplanting. Fertilizers are applied to fields and in many developing markets, they are applied by hand. Flowers are manually or mechanically removed to encourage leaf development. Some types (flue-cured, Oriental, and cigar wrapper) are harvested as individual leaves ripen. Other types (Burley, Maryland) are cut near ground level when most leaves are ripe. Harvesting is generally manual. Curing requires leaves to be hung in barns.⁶⁶⁹ At factories, leaves are cleaned, de-stemmed and aged, after which flavor may be added. Tobacco is then rolled into cigarettes, which may have filters added.

Many tobacco producers are small-holder farmers.⁶⁷⁰ Tobacco companies (or their supplier affiliates) either purchase tobacco directly from growers, or procure it in an auction system. Generally, in a direct buying, or “contract” system, companies purchase grower’s entire crops. Tobacco purchases in most countries, including most U.S. purchases, are made in a contract system. In some countries, such as Zimbabwe, tobacco is sold at auction.⁶⁷¹ Until the 2012 season, tobacco in Malawi was sold through an auction system; this caused high levels of price instability and led to livelihood concerns for farmers, potentially encouraging child labor. The auction system also prevented buyers from using leverage to discourage child labor.⁶⁷²

Tobacco is produced and consumed world-wide. The major producers are China, India, Brazil, the United States, Malawi, Indonesia, and Argentina, which together produce over 80 percent of the world’s tobacco.

⁶⁶⁸ Philip Morris International (PMI). *Agricultural Labor Practices (ALP) Program Progress Report*. September 2012. http://www.pmi.com/eng/media_center/company_statements/documents/pmi_alp_progress_report_2012.pdf

⁶⁶⁹ International Labor Organization (ILO). *Tobacco Cultivation*. <http://www.ilo.org/oshenc/part-x/agriculture-and-natural-resources-based-industries/specialty-crops/item/551-tobacco-cultivation>

⁶⁷⁰ British American Tobacco. *Supply Chain*. <http://www.bat.com/supplychain>

⁶⁷¹ Alliance One. *Corporate Profile*. <http://www.aointl.com/au/>

⁶⁷² Philip Morris International (PMI). *Agricultural Labor Practices (ALP) Program Progress Report 2013*. March 30, 2014. http://www.pmi.com/eng/media_center/documents/pmi_progress_report_final_not_watermarked_low_res_0328.pdf

Verité® / www.verite.org / +1.413.253.9227

Copyright © 2016 [Verité®]. All Rights Reserved.

China alone accounts for over 42 percent of world production.⁶⁷³ The largest importers are Russia and the United States, with the United States importing approximately the same amount of tobacco that it exports.⁶⁷⁴

How do trafficking and/or child labor in tobacco production affect me?



The most common uses of tobacco are for cigarettes, cigars, pipe tobacco, chewing tobacco, and snuff. Over a quarter of Americans consume tobacco products.⁶⁷⁵

Examples of what governments, corporations, and others are doing:

Philip Morris International (PMI) engaged Verité, a labor rights NGO, in a strategic partnership to improve conditions for tobacco workers and to eliminate child labor in its global supply chain. To meet this objective, PMI communicated its Agricultural Labor Practices to over 500,000 smallholder farms. Employees and suppliers have also been trained on a large scale. Further, PMI gathers information on who lives and works on each farm and has implemented third-party monitoring in three global markets. Where issues have been identified through third-party monitoring, PMI has worked to develop corrective action plans.⁶⁷⁶

The Eliminating Child Labour in Tobacco Growing Foundation (ECLT) is a multi-brand funded non-profit organization that works to withdraw children from child labor in the tobacco sector, provide educational opportunities, raise awareness about child labor and provide livelihood opportunities for tobacco growing communities. The ECLT runs programs in Kyrgyzstan, Mozambique, Malawi, Philippines, Uganda, Zambia and Guatemala.⁶⁷⁷

Where can I learn more?

[Watch](#) a video by Plan International on child labor in Malawi.

[Watch](#) a video by Human Rights Watch on tobacco growing in Kazakhstan.

[Read](#) about tobacco growing and trade.

⁶⁷³ Food and Agriculture Organization of the UN, Statistics Division (FAOSTAT). *Crop Production Statistics*. <http://faostat.fao.org/site/567/DesktopDefault.aspx?PageID=567#ancor> [Accessed July 6, 2012].

⁶⁷⁴ World Trade Organization (WHO). *Tobacco Free Initiative (TFI)*. <http://www.who.int/tobacco/publications/en/>

⁶⁷⁵ Agaku, Israel T. et al. *Tobacco Product Use Among Adults – United States, 2012- 2013*. Centers for Disease Control (CDC). July 27, 2014. <http://www.cdc.gov/mmwr/preview/mmwrhtml/mm6325a3.htm>

⁶⁷⁶ Philip Morris International. *Agricultural Labor Practices. 2013 Progress Update*. http://www.pmi.com/eng/media_center/Documents/PMI_Progress_Report_FINAL_not_watermarked_low_res_0328.pdf

⁶⁷⁷ Eliminating Child Labour in Tobacco Growing Foundation (ECLT). *Project Countries*. [http://www.eclt.org/](http://www.eclt.org/Verite® | www.verite.org | +1.413.253.9227)
Verité® | www.verite.org | +1.413.253.9227

Tomatoes



Tomatoes are reportedly produced with forced labor (FL) and/or child labor (CL) in the following countries:	Top ten countries that produce tomatoes worldwide (FAOSTAT 2012):	Top ten countries that export tomatoes worldwide (UN Comtrade 2012):	Top ten countries from which the US imports tomatoes (UN Comtrade 2012):
Argentina (CL)	1. China	1. Mexico	1. Canada
Dominican Republic (CL)	2. India	2. Netherlands	2. Chile
Mexico (CL)	3. United States	3. Spain	3. Israel
Italy (FL)	4. Turkey	4. Turkey	4. Mexico
Spain (FL)	5. Egypt	5. Morocco	
United States (FL)	6. Iran	6. Jordan	
	7. Italy	7. France	
	8. Spain	8. Belgium	
	9. Brazil	9. United States	
	10. Mexico	10. China	

Where are tomatoes reportedly produced with trafficking and/or child labor?

According to the U. S. Department of Labor 2014 *List of Goods Produced by Child Labor or Forced Labor*, tomatoes are produced with child labor in Argentina, the Dominican Republic, and Mexico.⁶⁷⁸ The 2015 *Trafficking in Persons Report* lists Argentina, the Dominican Republic, and Mexico all as Tier 2 countries.⁶⁷⁹

According to Amnesty International's 2012 report on labor practices, tomatoes are produced with forced labor in Italy.⁶⁸⁰ The Guardian reported that migrant workers are subjected to conditions of trafficking

⁶⁷⁸ U.S. Department of Labor. 2014 *List of Goods Produced by Child Labor or Forced Labor*. 2014. http://www.dol.gov/ilab/reports/pdf/TVPRA_Report2014.pdf

⁶⁷⁹ U.S. Department of State. *Trafficking in Persons Report*. 2015. <http://www.state.gov/documents/organization/245365.pdf>

⁶⁸⁰ Amnesty International. *Exploited Labor: Migrant Workers in Italy's Agricultural Sector*. December 2012. <http://www.amnesty.org/en/library/asset/EUR30/021/2012/en/f0ce53e6-5cf6-45f6-86bbe00de71c9a3c/eur300212012en.pdf>
Verité® | www.verite.org | +1.413.253.9227

while harvesting tomatoes in Spain.⁶⁸¹ The Coalition of Immokalee Workers (CIW) and CNN's Freedom Project have publicized trafficking in tomato production in the United States as well.⁶⁸²

The U.S. Department of State 2015 *Trafficking in Persons Report* noted that 54 children were intercepted, allegedly for exploitive labor on tomato farms in Angola, although the scope of the problem is unknown.⁶⁸³

According to the U.S. Department of State 2015 *Trafficking in Persons Report*, Argentina, the Dominican Republic and Mexico and Tier 2 countries. Italy, Spain and the U.S. are Tier 1 countries.⁶⁸⁴

What does trafficking and/or child labor in tomato production look like?

Working in tomato fields is very dangerous and difficult work for children, as they are often exposed to pesticides and other chemicals without proper protective gear.⁶⁸⁵ In the Dominican Republic, child labor may occur when children work alongside their families.⁶⁸⁶ In Argentina, a 2004 government survey approximated that 450,000 children living in rural areas work on family or neighboring farms, picking tomatoes and various other crops.⁶⁸⁷ In Mexico, migrants are the most at risk for human trafficking, particularly in the agricultural sector where 29.5 percent of Mexico's working children are employed.⁶⁸⁸ According to Amnesty International, human trafficking in tomato production occurs in southern Italy, largely among sub-Saharan African immigrants looking for seasonal or temporary work.⁶⁸⁹ *The Guardian* has reported trafficking among African migrants in Spain.⁶⁹⁰ In the United States, Mexican and Guatemalan immigrants, including children, work in the tomato fields of Immokalee, Florida. They are often indebted to their traffickers and must continually work towards the payment of their debt bondage.⁶⁹¹

Case Study:

Tomato Production in the United States: Forced Labor?

Verité published a report on immigrant workers in U.S. agriculture that explores the role of labor brokers and their tie to forced labor. In this report, Verité exposes the vulnerabilities of the guest worker system and the use of labor brokers. In the guest worker system, workers are vulnerable to forced labor because

⁶⁸¹ Lawrence, Felicity. "Spain's Salad Growers are Modern Day Slaves, Say Charities." *The Guardian*. February 7, 2011.

⁶⁸² Coalition of Immokalee Workers. "About CIW." <http://www.ciw-online.org/about.html>

Kloer, A. "Your Tomato's Possible Ties to Slavery." *The CNN Freedom Project: Ending Modern-Day Slavery*. April 2011. <http://thecnnfreedomproject.blogs.cnn.com/2011/04/21/your-tomato-possible-ties-to-slavery/>

⁶⁸³ U.S. Department of State. *Trafficking in Persons Report*. 2015. <http://www.state.gov/documents/organization/245365.pdf>

⁶⁸⁴ U.S. Department of State. *Trafficking in Persons Report*. 2015. <http://www.state.gov/documents/organization/245365.pdf>

⁶⁸⁵ U.S. Department of Labor. *2013 Findings on the Worst Forms of Child Labor: Argentina*. 2013.

<http://www.dol.gov/ilab/reports/child-labor/findings/2013TDA/argentina.pdf>

⁶⁸⁶ U.S. Department of State. *2012 Country Reports on Human Rights Practices: Dominican Republic*. 2012.

<http://www.state.gov/j/drl/rls/hrrpt/humanrightsreport/index.htm?year=2012&dld=204446>

⁶⁸⁷ U.S. Department of State. *2012 Country Reports on Human Rights Practices: Argentina*. 2012.

<http://www.state.gov/j/drl/rls/hrrpt/humanrightsreport/index.htm?year=2012&dld=204421>

⁶⁸⁸ U.S. Department of State. *2013 Country Reports on Human Rights Practices: Mexico*. 2013.

<http://www.state.gov/j/drl/rls/hrrpt/humanrightsreport/index.htm?year=2013&dld=220457>

⁶⁸⁹ Amnesty International. *Exploited Labor: Migrant Workers in Italy's Agricultural Sector*. December 2012.

<http://www.amnesty.org/en/library/asset/EUR30/021/2012/en/f0ce53e6-5cf6-45f6-86bbe00de71c9a3c/eur300212012en.pdf>

⁶⁹⁰ Lawrence, Felicity. "Spain's Salad Growers are Modern Day Slaves, Say Charities." *The Guardian*. February 7, 2011.

⁶⁹¹ Kloer, A. "Your Tomato's Possible Ties to Slavery." *The CNN Freedom Project: Ending Modern-Day Slavery*. April 2011. <http://thecnnfreedomproject.blogs.cnn.com/2011/04/21/your-tomato-possible-ties-to-slavery/>

they are tied to their employer, which means that, despite protections that exist for H-2A workers, they often endure low wages, physical isolation, language barriers, fear of deportation, and idle periods of no work. The use of labor brokers also has inherent risks, including illegal recruitment fees, human trafficking and loan sharking. Farm work, such as harvesting tomatoes, can also be dangerous work and workers are rarely given adequate safety equipment. Verité cites a specific case in Florida where a group of workers hired to pick tomatoes were not allowed to leave the farm; they were locked in their sleeping quarters and threatened by employers with guns. Verité profiles another case where a group of women traveled from Mexico to Florida on H-2A visas in order to work harvesting tomatoes. These employees also reported being locked up at night and threatened by their employers.⁶⁹²

In 2007, a federal grand jury indicted the Navarrete family in Immokalee, Florida for enslaving workers in the tomato picking industry. The group allegedly beat any workers that attempted to leave and locked workers in a U-Haul style truck: “at night, the cargo door was locked shut with the most troublesome workers inside. If they needed to relieve themselves, the only option was a designated corner.”⁶⁹³

Investigative journalist Barry Estabrook has also been looking into the conditions that immigrant tomato workers in Florida endure. He reports expensive room and board, inedible food, no regular wages, and severe beatings for deserting.⁶⁹⁴

Tomato Production and Supply Chain:

The most labor-intensive part of the tomato supply chain is the harvesting stage. After harvesting, fresh tomatoes are sent to a packinghouse, where they are distributed to various retail food sellers, food preparation outlets, and processing operations.⁶⁹⁵

Over the past decade, tomato production has increased globally, with Mexico, the United States, and Italy among some of the top producing countries. According to the United Nations Conference on Trade and Development (UNCTAD), Mexico exports the majority of its fresh tomato supply to the United States, and the United States is one of the biggest global importers of tomatoes.⁶⁹⁶

⁶⁹² Verité. “Immigrant Workers in US Agriculture: The Role of Labor Brokers in Vulnerability to Forced Labor.” June 2010. http://www.verite.org/sites/default/files/images/HELP%20WANTED_A%20Verite%CC%81%20Report_Migrant%20Workers%20in%20the%20United%20States.pdf

⁶⁹³ Grimm, Fred. “How About a Side Order of Human Rights?” *The Miami Herald*. December 16, 2007. http://ciw-online.org/blog/2007/12/fred_grimm_side_order_rigts/

⁶⁹⁴ National Public Radio (NPR). “The Unsavory Story of Industrially-Grown Tomatoes.” August 26, 2011. <http://www.npr.org/2011/08/26/139972669/the-unsavory-story-of-industrially-grown-tomatoes>

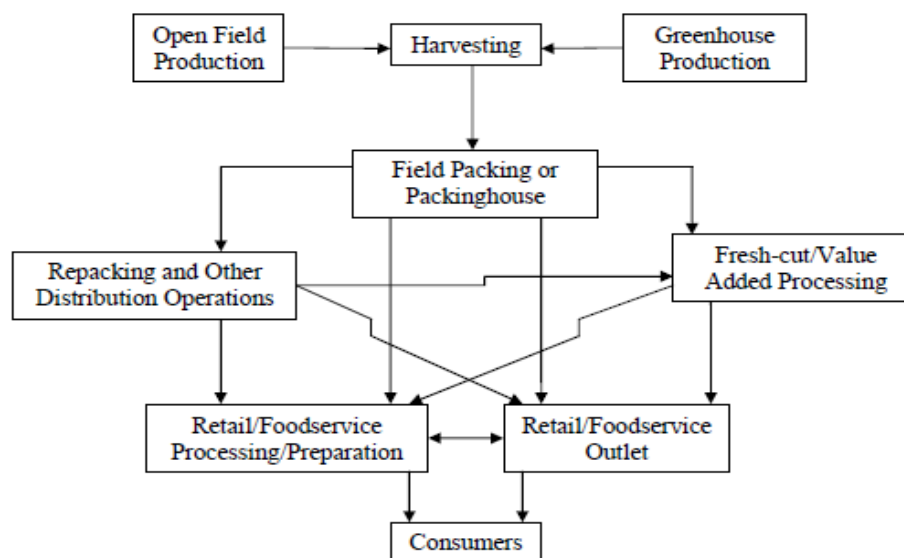
⁶⁹⁵ North American Tomato Trade Work Group (NATTWG), United Fresh Produce Association. *Commodity Specific Food Safety Guidelines for the Fresh Tomato Supply Chain*. July 2008. <http://www.unitedfresh.org/assets/files/Tomato%20Guidelines%20July08%20FINAL.pdf>

⁶⁹⁶ United Nations Conference on Trade and Development (UNCTAD). *Commodity Profile. Tomatoes*. <http://www.unctad.info/en/Infocomm/AACP-Products/COMMODITY-PROFILE---Tomato/>

Verité® | www.verite.org | +1.413.253.9227

Copyright © 2016 [Verité®]. All Rights Reserved.

Figure 1. General Supply Chain Flow for Fresh Tomatoes



Source: North American Tomato Trade Work Group (NATTWG), United Fresh Produce Association. *Commodity Specific Food Safety Guidelines for the Fresh Tomato Supply Chain*. July 2008.
<http://www.unitedfresh.org/assets/files/Tomato%20Guidelines%20July08%20FINAL.pdf>

How do trafficking and/or child labor in tomato production affect me?



According to the U.S. Department of Agriculture, fresh tomatoes are America's fourth most consumed type of fresh-market produce.⁶⁹⁷ Americans primarily consume domestic tomatoes, mainly from California and Florida, as well as tomatoes imported from Canada and Mexico.

Examples of what governments, corporations, and others are doing:

The activism and advocacy of the Coalition of Immokalee Workers (CIW) over the past twenty years has brought national and international attention to abuses of tomato-pickers in Immokalee, Florida. The CIW has helped with multiple federal prosecutions of traffickers in Florida, and has freed over one thousand enslaved Florida farmworkers.⁶⁹⁸ In 2001 the CIW launched their Fair Food Campaign, targeting Taco

⁶⁹⁷ U.S. Department of Agriculture. *Tomatoes*. October 2012.

<http://www.ers.usda.gov/topics/crops/vegetables/pulses/tomatoes.aspx#.UXL2qfU61EI>

⁶⁹⁸ Coalition of Immokalee Workers. "About CIW." <http://www.ciw-online.org/about.html>

Verité® / www.verite.org / +1.413.253.9227

Copyright © 2016 [Verité®]. All Rights Reserved.

Bell and other large fast food conglomerates for purchasing tomatoes from agribusinesses harvested using human trafficking.⁶⁹⁹ “Yum Brands (2005), McDonald’s (2007), Burger King (2008), Subway (2008), Whole Foods Market (2008), Bon Appetit Management Company (2009), Compass Group (2009), Aramark (2010), Sodexo (2010), Trader Joe’s (2012), and Chipotle (2012) are participating in the Fair Food Program. All ten companies have agreed to pay a premium price for more fairly produced tomatoes, and to shift their Florida tomato purchases to growers who comply with the Fair Food Code of Conduct.” In 2010, then Secretary of State Hilary Clinton gave Laura Gemino, coordinator for the Anti-Slavery Campaign for CIW, a TIP Report Hero Award for her work towards eradicating forced labor in the tomato industry.⁷⁰⁰

Where can I learn more?

[Listen](#) to an interview with investigative journalist Barry Estabrook on NPR about his work researching the working conditions of today’s tomato workers.

[Watch](#) a short video about one woman’s struggle to make ends meet as a tomato-picker in Immokalee, Florida.

[Read](#) Verité’s full report on Immigrant Workers in US Agriculture: The Role of Labor Brokers in Vulnerability to Forced Labor.

⁶⁹⁹ Kloer, A. “Your Tomato’s Possible Ties to Slavery.” *The CNN Freedom Project: Ending Modern-Day Slavery*. April 2011. <http://thecnnfreedomproject.blogs.cnn.com/2011/04/21/your-tomato-possible-ties-to-slavery/>

⁷⁰⁰ Coalition of Immokalee Workers. “About CIW.” <http://www.ciw-online.org/about.html>

Wheat



Wheat is reportedly produced with forced labor (FL) and/or child labor (CL) in the following countries:	Top ten countries that produce wheat worldwide (FAOSTAT 2012):	Top ten countries that export wheat worldwide (UN Comtrade 2012):	Top ten countries from which the US imports wheat (UN Comtrade 2012):
Pakistan (FL)	<ol style="list-style-type: none"> 1. China 2. India 3. United States 4. France 5. Russia 6. Australia 7. Canada 8. Pakistan 9. Germany 10. Turkey 	<ol style="list-style-type: none"> 1. United States 2. Australia 3. Canada 4. France 5. Russia 6. Argentina 7. Ukraine 8. Kazakhstan 9. Germany 10. India 	<ol style="list-style-type: none"> 1. Canada 2. United Kingdom 3. Mexico 4. Argentina 5. Uruguay 6. United Arab Emirates 7. China 8. Turkey 9. Germany 10. Italy

Where is wheat reportedly produced with trafficking and/or child labor?

According to the 2014 U.S. Department of Labor *List of Goods Produced by Child Labor or Forced Labor*, wheat is harvested with forced labor in Pakistan.⁷⁰¹

The 2015 U.S. Department of State *Trafficking in Persons Report* lists Pakistan as a Tier 2 Watch List country.⁷⁰²

⁷⁰¹ U.S. Department of Labor. 2014 *List of Goods Produced by Child Labor or Forced Labor*. 2014. http://www.dol.gov/ilab/reports/pdf/TVPR_Report2014.pdf

⁷⁰² U.S. Department of State. *Trafficking in Persons Report*. 2015. <http://www.state.gov/documents/organization/245365.pdf>

What does trafficking and/or child labor in wheat production look like?

The International Labor Organization (ILO) noted the presence of forced labor in the agricultural sector of Pakistan. This forced labor is mostly concentrated in the production of wheat, sugar, and tobacco. The predominant indicator of forced labor in the wheat sector in Pakistan is debt bondage; farmers take out loans from the landowner, and if the profits from the harvest are not adequate, the farmer may end up deeply indebted. Children of bonded labor may also be engaged in agricultural work.⁷⁰³

Children involved in wheat harvesting may be exposed to harsh conditions, hazardous machinery and pesticides.

Case Study:

Wheat Fields in Daska, Pakistan

In 2011, a story surfaced concerning forced labor in wheat fields in Daska, Pakistan. An influential landlord, with the cooperation of high school management, forced students to work in the wheat fields near the school in “sizzling hot and humid weather for several hours.” The landlord was reportedly a close relative of the headmaster of the school.⁷⁰⁴

Wheat Production and Supply Chain:

After harvesting the stalks, the wheat is separated from other grains or foreign material and passed through machines to rid the wheat of any impurities. After that, the kernels enter a machine called a scourer to remove the husks and polish the seed. The kernels are then either moistened or dried, depending on the type of wheat, and stored for a number of hours in order to prepare the seed for milling. The mill grinds up the particles to the desired size and then they are sifted through and purified.⁷⁰⁵

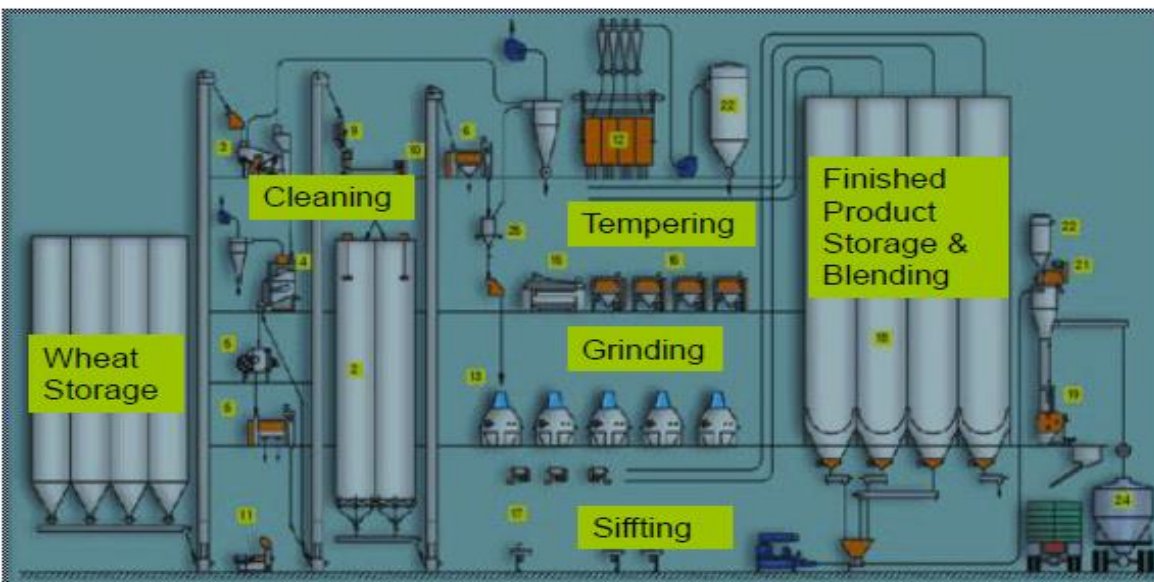
⁷⁰³ International Labor Organization. Hussein, Maliha, et al. *Bonded Labour in Agriculture: A Rapid Assessment in Sindh and Baluchistan*, Pakistan. 2004;

⁷⁰⁴ The Nation. "Students Forced to Labour in Wheat Fields." May 12, 2011. <http://www.nation.com.pk/pakistan-news-newspaper-daily-english-online/lahore/12-May-2011/Students-forced-to-labour-in-wheat-fields>

⁷⁰⁵ Hashmi, Dr. Irfan. *Step by Step: Wheat Farming, Milling & Quality Requirements*. GrainCorp Storage & Handling. June 25, 2013. <http://www.iaom-mea.com/images/file/Tech-03-%20Grain%20Corp-IAOM%20Jordan-2011.pdf>

Verité® / www.verite.org / +1.413.253.9227

Copyright © 2016 [Verité®]. All Rights Reserved.



Source: Hashmi, Dr. Irfan. *Step by Step: Wheat Farming, Milling & Quality Requirements*. GrainCorp Storage & Handling. June 25, 2013. <http://www.iaom-mea.com/images/file/Tech-03-%20Grain%20Corp-IAOM%20Jordan-2011.pdf>

How do trafficking and/or child labor in wheat production affect me?



Wheat is the most ubiquitous staple food grain in the world and an important internationally traded commodity.⁷⁰⁶ Wheat is found in food products and is often made into flour. It also has several industrial uses in the production of paper, plastic, and various adhesive agents.⁷⁰⁷

Wheat is the third largest agricultural industry in Pakistan, where most wheat is consumed domestically.⁷⁰⁸ In 2013, Pakistan produced 24 million tons of wheat and exported about 1.1 million tons.⁷⁰⁹

⁷⁰⁶ Khan, Naheed Zia, Munir Ahmad and Asia Rasheed. *Wheat Production in Pakistan: Saga of Policy Disincentives*. Pakistan Institute of Developmental Economics. June 25, 2013. <http://www.pide.org.pk/pdf/psde%2019AGM/Naheed%20Zia%20Khan,%20Munir%20Ahmed%20and%20Asia%20Rasheed.pdf>

⁷⁰⁷ Kansas Wheat Commission. *Alternative and Industrial Uses of Wheat*. June 25, 2013. http://www.kswheat.com/consumerspageid261_UsesofWheat.shtml

⁷⁰⁸ Food and Agriculture Organization of the UN, Statistics Division (FAOSTAT). *FAOSTAT Database: Food and Agricultural Commodities Production /Countries by Commodity*. 2012. http://faostat3.fao.org/faostat-gateway/go/to/browse/rankings/countries_by_commodity/E
Food and Agriculture Organization of the UN, Statistics Division (FAOSTAT). *Food and Agricultural Commodities Production*. 2011. <http://faostat.fao.org/DesktopDefault.aspx?PageID=339>

⁷⁰⁹ IndexMundi. *Pakistan Wheat Production by Year*. 2013.

<http://www.indexmundi.com/agriculture/?country=pk&commodity=wheat&graph=production>

Hasan, Munawar. "Sizeable wheat exports unlikely in FY 2014." *The International News*. June 11, 2013.

<http://www.thenews.com.pk/Todays-News-3-182957-Sizeable-wheat-exports-unlikely-in-FY14>

Verité® | www.verite.org | +1.413.253.9227

Copyright © 2016 [Verité®]. All Rights Reserved.

Examples of what governments, corporations, and others are doing:

Stora Enso, a pulp and paper manufacturer in Finland, conducted a review of child labor in its wheat and recycled paper supply chains in Pakistan. The investigation found that child labor was the most significant risk among their smallest vendors. The report also laid out recommendations for a proposed multi-stakeholder initiative aimed at child labor avoidance.⁷¹⁰

Where can I learn more?

[Explore](#) the agricultural sector of Pakistan through the Food and Agriculture Organization.

[Watch](#) a video on wheat processing.

[Learn](#) in detail about step-by-step wheat processing.

⁷¹⁰ Socio-Economic and Business Consultants Islamabad-Pakistan as submitted to Stora Enso. *Child Labour in Wheat Straw and Recycled Paper Supply Chains*.
http://assets.storaenso.com/se/com/DownloadCenterDocuments/SEBCON_Stora_Enso_Pakistan_report.pdf

Wool



Wool is reportedly produced with forced labor (FL) and/or child labor (CL) in the following countries:

Mongolia (CL)
United States (FL indicators)

Top ten countries that export wool worldwide (UN Comtrade 2012):

1. Australia
2. China
3. Italy
4. Germany
5. New Zealand
6. United Kingdom
7. Hong Kong
8. Czech Republic
9. South Africa
10. Japan

Top ten countries from which the US imports wool (UN Comtrade 2012):

1. Italy
2. United Kingdom
3. China
4. Mexico
5. Canada
6. New Zealand
7. Peru
8. Australia
9. India
10. Germany

Where is wool reportedly produced with trafficking and/or child labor?

Wool was not listed as a good produced with forced or child labor in any country in the U.S. Department of Labor's 2014 or 2013 *List of Goods Produced by Child Labor or Forced Labor*. In Mongolia, child labor was reportedly used for shearing wool in addition to the sheep herding.⁷¹¹ Child labor is likely to be used for herding sheep where children are also involved in herding cattle, but there appears to be little information on sheep herding specifically. Verité research found that sheep herders in the United States, including in Colorado and California, may experience indicators of forced labor.⁷¹²

⁷¹¹ Kane, J. *Helping Hands or Shackled Lives: Understanding Child Domestic Labor and Responses to it*. 2004. International Labor Organization. International Program on the Elimination of Child Labor (ILO-IPEC).
http://www.unicef.org/violencestudy/pdf/2004_domestic_Helpinghands_en.pdf

⁷¹² Verité. *Immigrant Workers in U.S. Agriculture: The Role of Labor Brokers in Vulnerability to Forced Labor*. 2010.
http://www.verite.org/sites/default/files/images/HELP%20WANTED_A%20Verite%CC%81%20Report_Migrant%20Workers%20in%20the%20United%20States.pdf

According to the U.S. Department of State *Trafficking in Persons Report*, Mongolia is a Tier 2 country. The United States is listed as Tier 1.⁷¹³

There are products which are made out of wool that also involve child and forced labor, such as reported forced child labor in Nepal in the production of woven wool carpets.⁷¹⁴ For more information, see the *Apparel and Textiles Sector Report*.

What does trafficking and/or child labor in wool production look like?

According to Verité research, indicators of human trafficking involving migrant workers can be found in the sheep herding industry in the United States.⁷¹⁵ Shepherds, primarily Chilean and Peruvian, enter the United States on H2-A visas. There are special labor certification procedures for employers who employ foreign sheepherders who enter the country on H-2A visas. These procedures were developed without notice and comment rulemaking, and the U.S. Department of Labor is currently under court order to issue new regulations pertaining to labor certification of H-2A sheepherders using notice and comment procedures. Sheepherders are vulnerable because they are required to be on call 24 hours per day, seven days per week, and work largely in isolation on the open range. Because shepherds are extremely geographically and socially isolated on the ranch, they have little chance of escape should their employers use abusive practices. Workers interviewed by Verité reported that employers used threats of deportation, violence, blacklisting, and retention of workers' pay, identity documents, and return tickets to keep workers enslaved. Despite regulatory prohibitions against employers charging H-2A workers recruitment fees, shepherds may take out loans to pay recruitment fees to recruiters in their home countries, and they would have no means of paying back loans if they were deported or dismissed, thus risking further impoverishment.⁷¹⁶

Child labor in sheep herding most often takes place in familial or informal labor arrangements, particularly within rural agricultural or nomadic communities.⁷¹⁷ Children may be involved with guiding animals, watching over their safety (both from other animals and thieves), cleaning animals and their housing, caring for sick animals, or fetching water for animals. Children may care for their own family's animals or for the animals of an employer.⁷¹⁸

In Mongolia, children are involved in caring for livestock, which may include shearing wool and tending to sheep.⁷¹⁹

⁷¹³ U.S. Department of State. *Trafficking in Persons Report*. 2015. <http://www.state.gov/documents/organization/245365.pdf>

⁷¹⁴ U.S. Department of Labor. 2014 *List of Goods Produced by Forced and Child Labor*. 2014. http://www.dol.gov/ilab/reports/pdf/TVPPRA_Report2014.pdf

⁷¹⁵ Verité. *Immigrant Workers in U.S. Agriculture: The Role of Labor Brokers in Vulnerability to Forced Labor*. 2010. http://www.verite.org/sites/default/files/images/HELP%20WANTED_A%20Verite%CC%81%20Report_Migrant%20Workers%20in%20the%20United%20States.pdf

⁷¹⁶ Verité. *Immigrant Workers in U.S. Agriculture: The Role of Labor Brokers in Vulnerability to Forced Labor*. 2010. http://www.verite.org/sites/default/files/images/HELP%20WANTED_A%20Verite%CC%81%20Report_Migrant%20Workers%20in%20the%20United%20States.pdf

⁷¹⁷ Food and Agriculture Organization of the United Nations (FAO). *Children's Work in the Livestock Sector: Herding and Beyond*. 2013. <http://www.fao.org/docrep/017/i3098e/i3098e.pdf>

⁷¹⁸ Food and Agriculture Organization of the United Nations (FAO). *Children's Work in the Livestock Sector: Herding and Beyond*. 2013. <http://www.fao.org/docrep/017/i3098e/i3098e.pdf>

⁷¹⁹ Kane, J. *Helping Hands or Shackled Lives: Understanding Child Domestic Labor and Responses to it*. 2004. International Labor Organization. International Program on the Elimination of Child Labor (ILO-IPEC). http://www.unicef.org/violencestudy/pdf/2004_domestic_Helpinghands_en.pdf

Wool production and supply chain:

Wool is a natural protein fiber which comes from sheep. The acts of herding, tending to, and shearing the sheep are all labor intensive steps in the production of wool. After the sheep hair is sheared it must be cleaned, carded, dyed, and made into yarn.

How do trafficking and/or child labor in wool production affect me?

Wool products are turned into consumer goods, such as blankets, clothing, and artisan products, which are sold throughout the world.

Wool is used in military apparel and uniforms. The U.S. military uses 20 to 25 percent of all U.S. wool.⁷²⁰

Examples of what governments, corporations, and others are doing:

A 2013 report from the Food and Agriculture Administration of the UN (FAO) makes recommendations to civil society, governments, and the private sector on addressing child labor in the livestock sector, including shepherding. The report notes that more extensive study of the livestock and herding sectors is necessary, including research on working conditions, contractual agreements, and gender aspects of work in the sector.⁷²¹

Where can I learn more?

[Read](#) Verité's report on forced labor in the sheep herding industry of the United States.

⁷²⁰ American Sheep Industry Association. *Wool Trust Report*. 2013.

<http://www.ams.usda.gov/AMSV1.0/getfile?dDocName=STELPRDC5108519>

⁷²¹ Food and Agriculture Organization of the United Nations (FAO). *Children's Work in the Livestock Sector: Herding and Beyond*. 2013. <http://www.fao.org/docrep/017/i3098e/i3098e.pdf>

Zinc



Zinc is reportedly produced with forced labor (FL) and/or child labor (CL) in the following countries:	Top ten countries that export zinc worldwide (UN Comtrade 2012):	Top ten countries from which the US imports zinc (UN Comtrade 2012):
Bolivia (CL)	<ol style="list-style-type: none"> 1. Canada 2. Belgium 3. South Korea 4. Kazakhstan 5. Australia 6. Spain 7. Germany 8. Netherlands 9. Finland 10. Peru 	<ol style="list-style-type: none"> 1. Canada 2. Mexico 3. China 4. Peru 5. Australia 6. Belgium 7. Germany 8. Other Asia (not elsewhere specified) 9. India 10. Brazil

Where is zinc reportedly produced with trafficking and/or child labor?

According to the 2014 U.S. Department of Labor *List of Goods Produced by Child Labor or Forced Labor*, zinc is mined with child labor in Bolivia.⁷²² The U.S. Department of State 2015 *Trafficking in Persons Report* lists Bolivia as a Tier 2 Watch List country.⁷²³

What does trafficking and/or child labor in zinc production look like?

Children generally mine zinc in Bolivia in artisanal mines or in mines abandoned by commercial mining companies. Children, known as ‘*jucus*’ are engaged in pushing carts, drilling, and extracting and cleaning ore. Children and adults working in clandestine mines work without adequate safety equipment, ventilation or proper lighting and are vulnerable to illness and injuries from falls, lung damage from dust,

⁷²² U.S. Department of Labor. 2014 *List of Goods Produced by Child Labor or Forced Labor*. 2014. http://www.dol.gov/ilab/reports/pdf/TVPPRA_Report2014.pdf

⁷²³ U.S. Department of State. *Trafficking in Persons Report*. 2015. <http://www.state.gov/documents/organization/245365.pdf>

repetitive motion stress injuries, working long hours and carrying heavy loads.⁷²⁴ Because mining sites are hundreds of years old and poorly maintained, workers are also at risk of being killed in collapsing mine shafts.⁷²⁵ In 2008, at least 60 children died from mine collapses. An estimated 3,000 children, some as young as six, work in mining in Bolivia.⁷²⁶ Poverty is the primary driver of child mining. In western Bolivia, where most illicit mining is found, entire families are dependent on earnings from children's work in the mines.⁷²⁷

Zinc Production and Supply Chain:

Most zinc mines are underground, although some are “open pit” formations. Most zinc is mined by large mining companies. Zinc ore contains less than 85 percent zinc, so it is concentrated before it can be smelted. Zinc is concentrated through a process of grinding and separating. The zinc concentrate is then roasted to remove sulfur. The zinc then goes through a process of hydrometallurgy⁷²⁸ (International Zinc Association).

Zinc ore mined by *jucus* is sold to intermediaries known as ‘*rescatistas*.’ Rescatistas sell larger quantities of ore to mining companies.⁷²⁹

How do trafficking and/or child labor in zinc production affect me?



About half of the 12 million tons of zinc produced annually are used to protect steel from corrosion. Zinc is also used in the production of zinc alloys in the die casting industry and to produce brass and bronze. Zinc is used in construction applications such as roofing, gutters, and pipes; consumer goods and electrical appliances; transport; and engineering.⁷³⁰

⁷²⁴ World Vision. *[Bolivia] If You Fall, No One's Gonna Carry You Out: Children Who Work in Tin Mines*. 2007.

[http://www.worldvision.org/resources.nsf/main/work_bolivia_200706.pdf/\\$file/work_bolivia_200706.pdf](http://www.worldvision.org/resources.nsf/main/work_bolivia_200706.pdf/$file/work_bolivia_200706.pdf)

World Vision. *[Bolivia] If You Fall, No One's Gonna Carry You Out: Children Who Work in Tin Mines*. 2007.

[http://www.worldvision.org/resources.nsf/main/work_bolivia_200706.pdf/\\$file/work_bolivia_200706.pdf](http://www.worldvision.org/resources.nsf/main/work_bolivia_200706.pdf/$file/work_bolivia_200706.pdf)

⁷²⁵ Forero, Juan. “As Bolivian Miners Die, Boys are Left to Toil.” *The New York Times*. March 24, 2003

⁷²⁶ National Public Radio (NPR). “Thousands of Children as Young as 6 Work in Bolivia's Mines.” November 30, 2013.

<http://www.npr.org/2013/11/30/247967228/thousands-of-children-as-young-as-6-work-in-bolivas-mines>

⁷²⁷ Schipani, Andres. “Plight of Bolivia's Child Miners.” *British Broadcasting Corporation (BBC)*. June 14, 2008.

<http://news.bbc.co.uk/2/hi/americas/7448032.stm>

⁷²⁸ International Zinc Association. “Zinc Production – From Ore to Metal.” *Zinc Basics*.

http://www.zinc.org/basics/zinc_production

⁷²⁹ World Vision. *[Bolivia] If You Fall, No One's Gonna Carry You Out: Children Who Work in Tin Mines*. 2007.

[http://www.worldvision.org/resources.nsf/main/work_bolivia_200706.pdf/\\$file/work_bolivia_200706.pdf](http://www.worldvision.org/resources.nsf/main/work_bolivia_200706.pdf/$file/work_bolivia_200706.pdf)

⁷³⁰ International Zinc Association. “Zinc Production – From Ore to Metal.” *Zinc Basics*.

http://www.zinc.org/basics/zinc_production

Examples of what governments, corporations, and others are doing:

Bolivia recently legalized child labor for workers as young as ten years old, provided they attend school.⁷³¹ However, mining remains a worst form of child labor under Bolivian law, and it is therefore illegal for any child.⁷³² According to a 2014 NPR report, mining remains attractive to juvenile Bolivian workers because of the possibility of higher levels of income, as compared to other jobs that are open to children.

Where can I learn more?

[Read](#) this report on child labor in Bolivian mines.

ⁱ For purposes of this document, “child labor” refers to youth under the age of 18 who are working in violation of international child labor standards, specifically, the International Labor Organization (ILO) Conventions No. 182 and 138. The term “child labor” in U.S. domestic law is distinct and mention below of “child labor” is not an indication of any violation of U.S. law.

⁷³¹ Aljazeera America. “Bolivia Makes Child Labor Legal from Age 10.” July 18, 2014.
<http://america.aljazeera.com/articles/2014/7/18/bolivia-child-labor.html>

⁷³² National Public Radio (NPR). “Bolivia makes Child Labor Legal in an Attempt to Make it Safer.” July 30, 2014.
<http://www.npr.org/2014/07/30/336361778/bolivia-makes-child-labor-legal-in-an-attempt-to-make-it-safer>.